

Share Your Colors Scarf

MAGGIE BYCKALO




Photos by Matt Graves

HANDWOVEN

Share Your Colors Scarf

MAGGIE BYCKALO



STRUCTURE

Twill.

EQUIPMENT

4-shaft loom, 11" weaving width; 12-dent reed; 1 shuttle.

YARNS

Warp: 8/2 Tencel (100% lyocell; 3,360 yd/lb; Brassard), T112 Slate, 630 yd. 8/2 bamboo (3,360 yd/lb; Brassard), BB5977 Bleu Moyen, 48 yd. 2/18 Lace Weight Zephyr (50% merino wool/50% tussah silk; 5,040 yd/lb; Jagger Spun), Chrome, 48 yd.
Weft: Zephyr 2/18, Blueberry, 530 yd.

WARP LENGTH

242 ends 3 yd long (includes floating selvages; allows 4" for take-up, 26" for loom waste; loom waste includes fringe).

SETTS

Warp: 24 epi (2/dent in a 12-dent reed).

Weft: 22 ppi.

DIMENSIONS

Width in the reed: 10 $\frac{3}{4}$ ".

Woven length: (measured under tension on the loom) 78".

Finished size: (after wet-finishing) 9" x 74" plus 3" fringe.

During the current war in Ukraine, my family demonstrates our solidarity for the beleaguered country by flying a Ukrainian flag, wearing blue and yellow ribbons on our coat lapels, and donating what we can. While my husband and I are both Canadian, I was born in the Netherlands and Bill is the child of Ukrainian immigrant parents. To celebrate his background, I designed and wove him a scarf with the colors of his heritage.

I used Tencel for my warp and Zephyr, a combination of wool and silk, for the weft. The Tencel gives the scarf its fluidity, the wool its warmth, and the silk its shimmering luster. The two colors of Tencel and the heathery Blueberry Zephyr work beautifully together.

I plan to make my next scarf using Charcoal Zephyr and Black Tencel with gold and white stripes for our favorite football team, the Tiger Cats. You can be patriotic with other colors such as red, white, and blue for the USA or Holland, or weave one to celebrate your favorite sports team. Whatever colors you choose, I hope you enjoy weaving this herringbone scarf as much as I did!

1 Wind a warp of 240 ends 3 yd long, following the warp color order in Figure 1. Wind 2 additional ends of Tencel to be used as floating selvages and set them aside. Warp the loom using your preferred method, following the draft in Figure 2. Centering for a weaving width of 10 $\frac{3}{4}$ ", sley 2 per dent in a 12-dent reed. Sley the floating selvages through empty dents on each side of the warp and weight them over the back beam.

2 Wind a bobbin with the weft yarn. Leaving at least 6" of unwoven warp for fringe, spread the warp with scrap yarn.

Notes on Structure

Did you know that herringbone, also called "broken twill," is found in textiles dating back to 700 to 800 BCE? Leggings from that period were found in the permafrost of the Alps. Other archaeological herringbone finds include a sash of Ramesses III, who reigned in Egypt during the middle of the twelfth century BCE; dark blue cloth from the Roman period between 63 BCE and 66 CE, found at Murabba'at cave in Israel; and a plaid textile from around 240 CE, found in England.

3 Leaving a tail 4 times the width of your scarf for hemstitching, weave 4 picks of mock plain weave. Aiming for a ppi of 22 and following the draft in Figure 2, weave for about 3", then use the tail to hemstitch in groups of 6 warp ends.

4 Continue weaving following the draft in Figure 2 for about 78". End with 4 picks of mock plain weave and hemstitch as you did at the beginning.

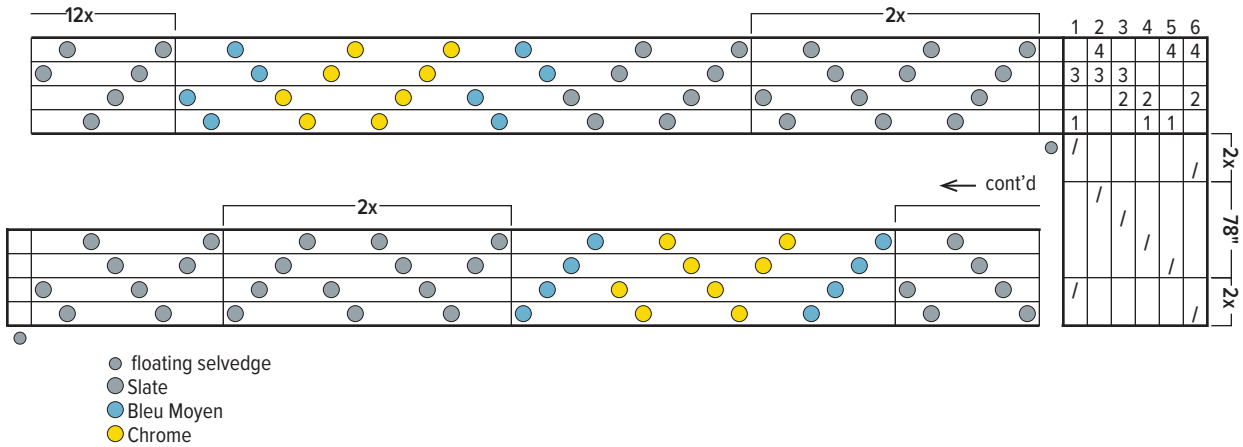
HEDDLE COUNT

Shaft 4	60
Shaft 3	60
Shaft 2	60
Shaft 1	60
Total	240


1. WARP COLOR ORDER

16	8	8	■ Zephyr Chrome
16	4	4	4 ■ 8/2 bamboo BB5977 Bleu Moyen
208	32	144	32 ■ 8/2 Tencel T112 Slate
240 ends total			

2. DRAFT



5 Leaving at least 6" for fringe on both ends, cut the fabric from the loom. Trim the fringe ends to 3".

6 Wet-finish by hand in lukewarm water with a mild detergent (Maggie uses Soak wash). Rinse with cold water. Roll the scarf in a towel to squeeze out excess water and then hang it to dry. 

RESOURCES

You can find herringbone twill threading and treadling variations on p. 25 of Marguerite Porter Davison's *A Handweaver's Pattern Book*. (Rev. ed. Swarthmore, PA: M. P. Davison, 1971).

Weaving Tips

- Run a cord or a lace between the weights attached to the floating selvages to keep them from twirling and breaking as you weave.
- You can use all Tencel for your warp; Maggie just happened to have the "right" colors at hand of Bleu Moyen 8/2 bamboo and Chrome Zephyr.

MAGGIE BYCKALO *learned to weave when COVID-19 first hit, taking online courses and reading articles in Handwoven and Easy Weaving with Little Looms. Her weaving knowledge keeps growing, right along with her enthusiasm.*