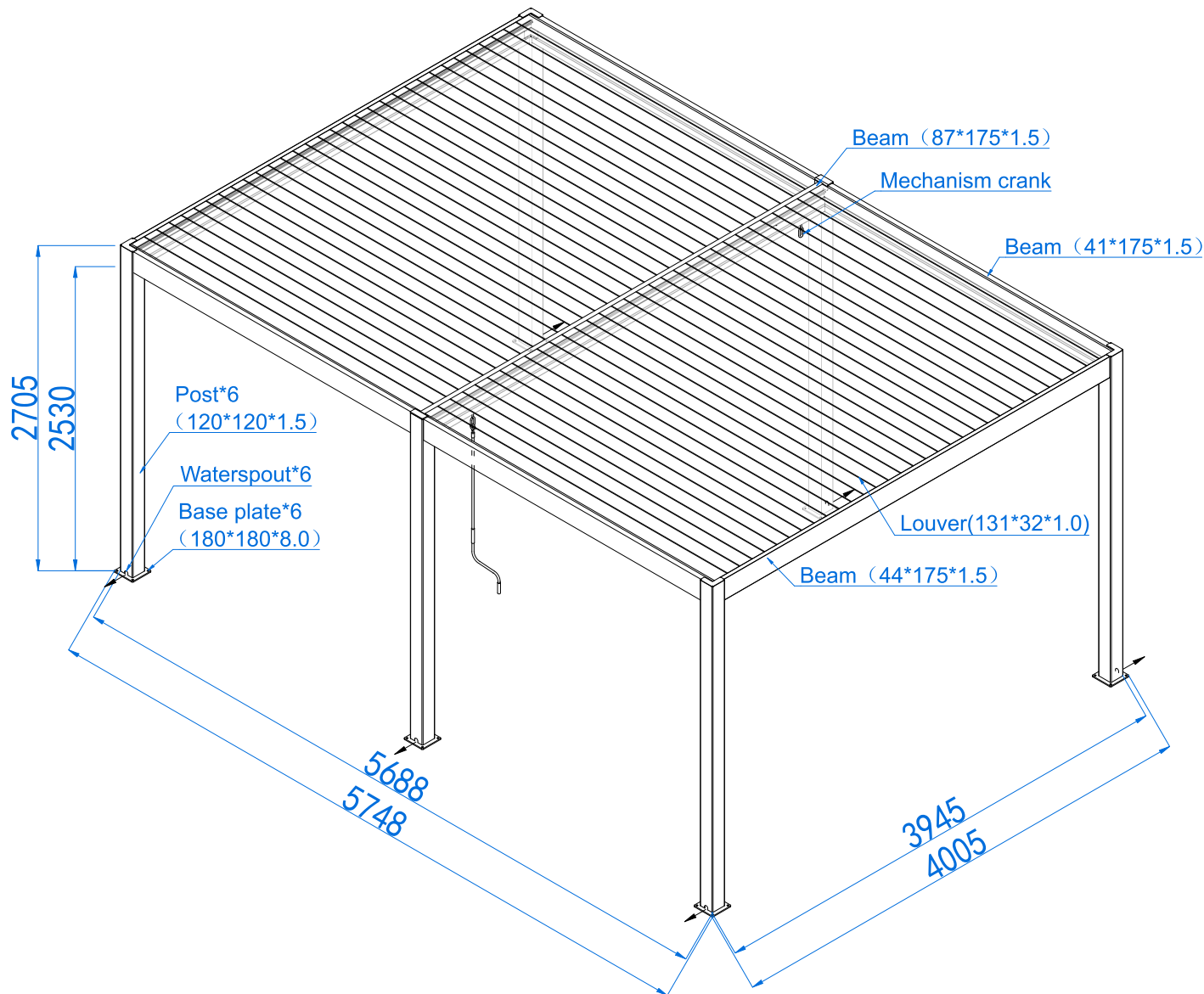


Vortex Pergola™ 4600M



VXPTS4600M140224

Vortex Pergola™ 4600M



Title: 4600M

Louvre Operation: 2 x Crank Handles

Control Method: Manual

Colour: Traffic White RAL 9016

Anthracite Grey RAL 7016

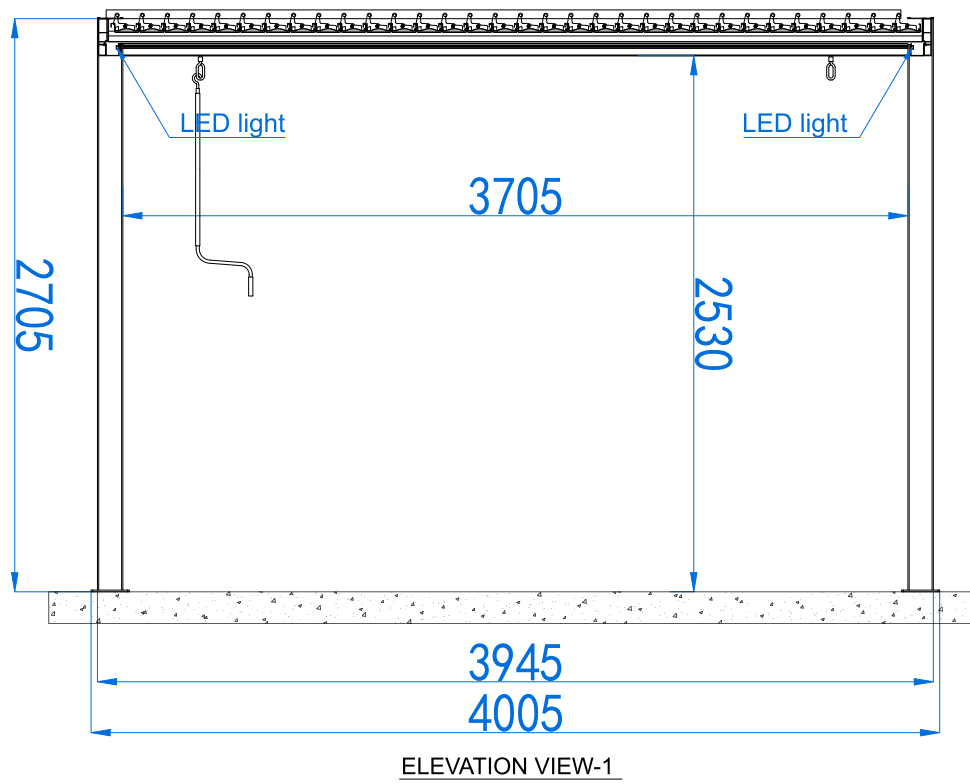
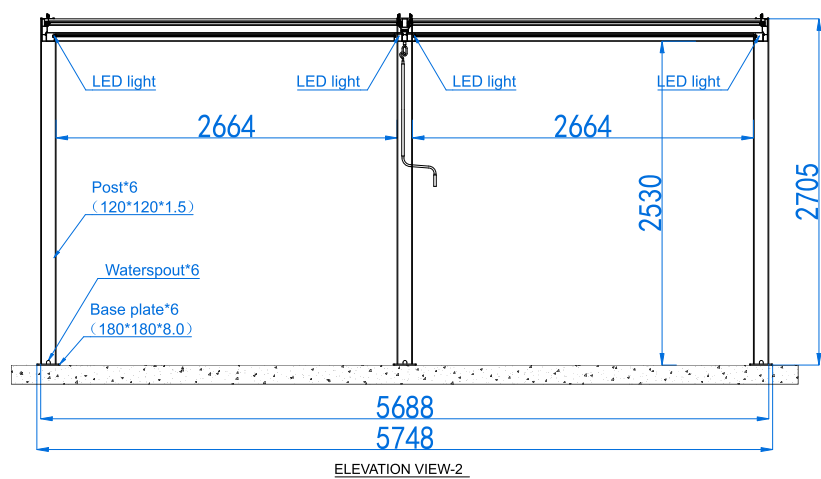

Material: Powder Coated Aluminium

Recommended Foundation: Concrete*

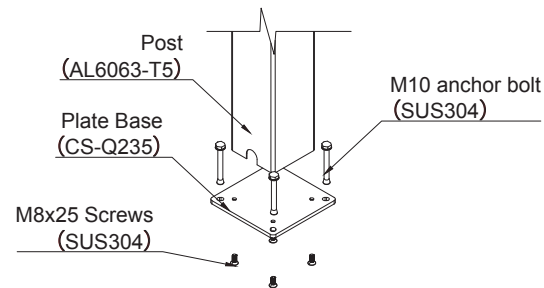
*Check with your local council

This pergola is intended as a semi-permanent structure - Please contact your local council for semi-permanent structure approval requirements.

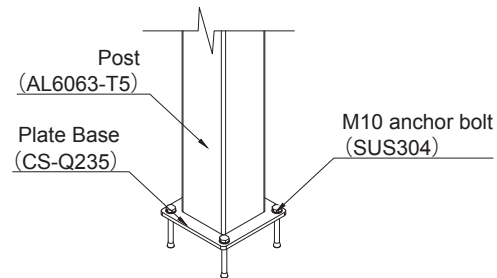
Vortex Pergola™ 4600M



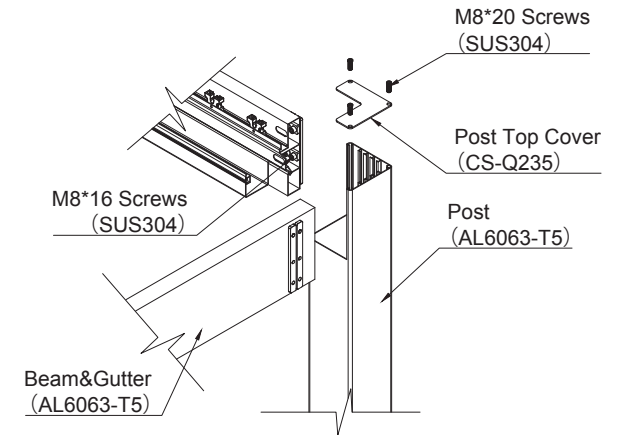
Vortex Pergola™ 4600M



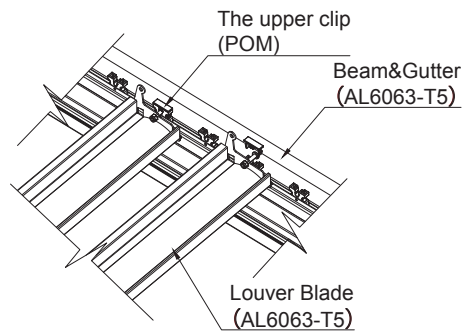
1
5 Connection of Post and Plate base



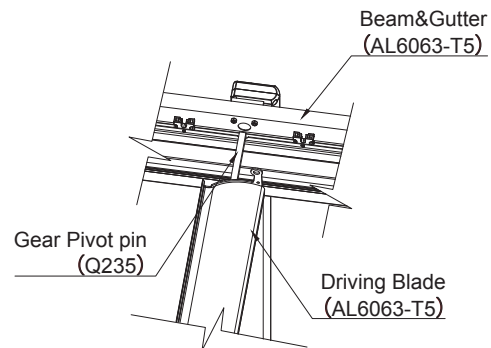
2
5 The connection between the base and the ground



3
5 Connection of Post and Beam

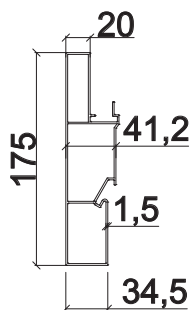


4
5 Connection of blade and beam

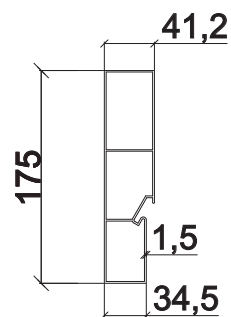


5
5 Connection of blade and Crank Mechanism

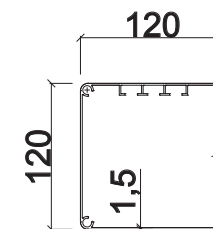
Vortex Pergola™ 4600M



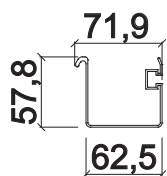
Main beam



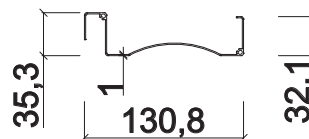
Side beam



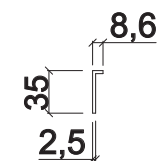
Corner post



Gutter

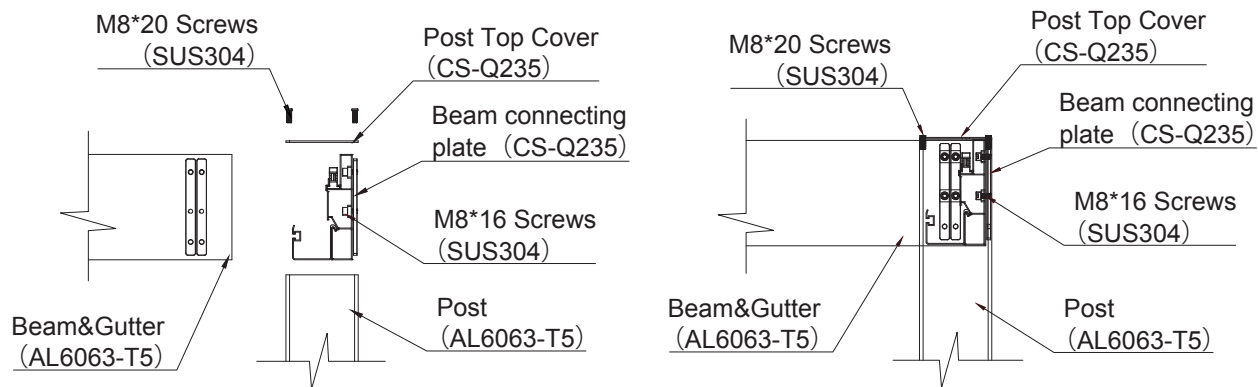
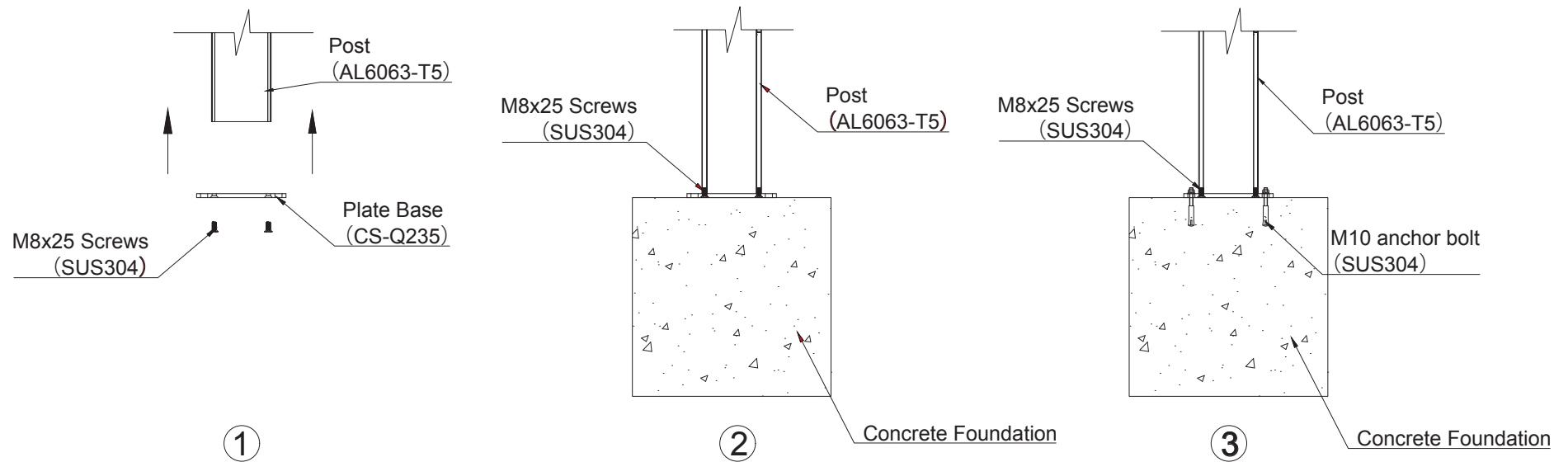


Blade



Control rod

Vortex Pergola™ 4600M



Packaging Info Crated - All cartons are delivered in one crate. Hiab is required.

Crate Dimensions (mm)			Crate Total weight incl package (kgs)	Internal Carton Dimensions (mm)				Carton weight (kgs)	Description
Width	Length	Height		Width	Length	Height	Carton Qty		
1070	4010	995	505	280	3990	220	1	55	Beam/Gutter/
				280	3990	290	1	51	Beam
				360	2880	410	1	44	Louvre Blade
				360	2880	410	1	44	Louvre Blade
				360	2880	410	1	44	Louvre Blade
				360	2880	410	1	44	Louvre Blade
				290	2950	260	1	52	Post/Accessories
				290	2750	140	1	17	Post
Optional Pergola Privacy Blinds Packaging				220	2790	270	1	31.7	Guided Zip Track Blind
				220	3840	140	1	40.6	Guided Zip Track Blind

The included anchors are for the standard concrete foundation design detailed in this document and certified by independent Engineers. Any other foundation type, including a wood deck, will require you to seek advice from an Engineer, which will stipulate the fasteners that are required.

Vortex Pergola™ 4600M



Crate Packaging FAQs

How will the Pergola crate be removed from the delivery truck?

The crate will be removed from the delivery truck using a HiAb crane to safely lift the large crate off the truck.

Will the delivery team place the Pergola crate in my backyard?

The delivery team will transport the crate to the kerbside or driveway as long as it can be safely reached using the HiAb crane.

Where will the delivery team place the Pergola crate?

The delivery team will safely place the crate at the roadside or your driveway using a HiAb crane.

Will the delivery team remove the Pergola packaging?

We do not offer a packaging disposal service and you will be responsible for removing any packaging material.

How do I dispose of the Pergola packaging?

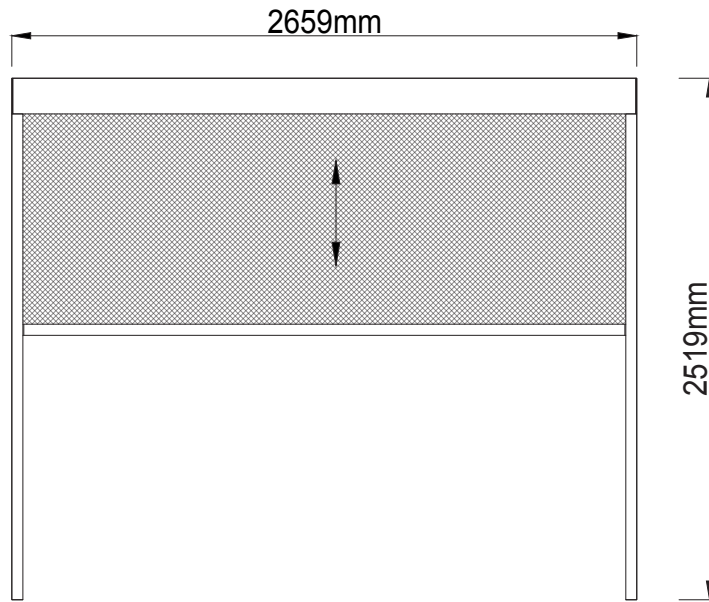
To dispose of the packaging, we suggest breaking it down into smaller parts and loading them onto a Ute or into a trailer. Alternatively, you can consider hiring a service to pick up the packaging from your location.

What size of vehicle do I need if I want to pick up the pergola myself?

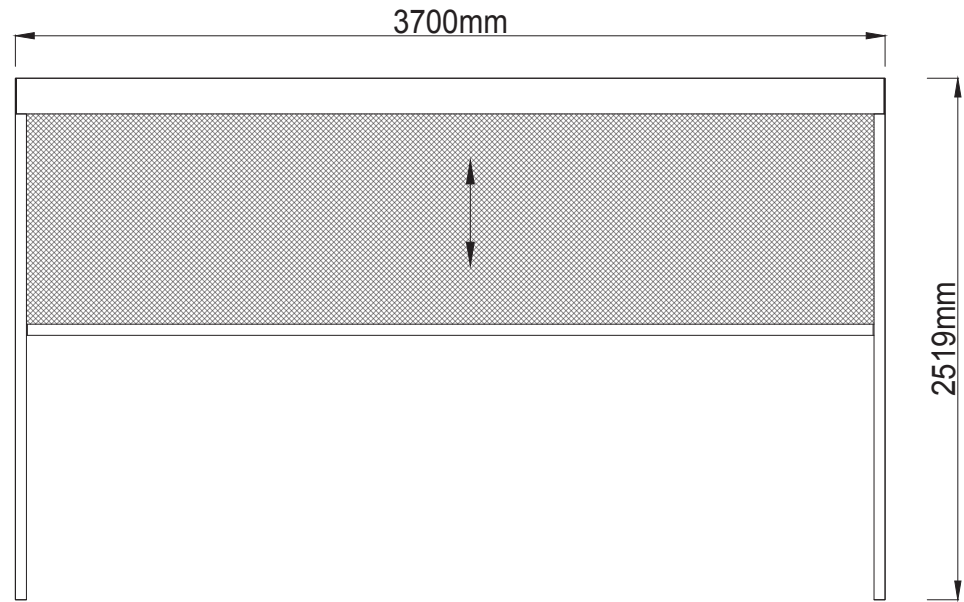
The size of the vehicle you would need for a self pick-up will depend on the crate packaging, dimensions, and weight of the pergola. Vortex™ Pergolas come in various sizes, so it is important to know the specific dimensions of the one you want to pick up. Once you have the dimensions, you can then determine the appropriate size of the vehicle, such as a pick-up truck or a larger van, that can accommodate the pergola without any overhang or safety concerns. Please refer to the packaging page earlier in this document for weights and dimensions.

Optional Pergola Privacy blinds

Vortex Pergola™ 4600M



Side screen facade view



Side screen facade view

This pergola is intended as a semi-permanent structure - Please contact your local council for semi-permanent structure approval requirements.

NOTICE

Equipotential Bonding Compliance Obligation

This product is subject to Equipotential Bonding compliance in accordance with the Australian and New Zealand Standards (AS/NZS 3000: 2018 Electrical Installations) otherwise known as the Wiring Rules. If this product is installed within arms reach of a body of water including spa, swim spa or pool, then Equipotential Bonding **MUST** be performed by a licensed electrical person prior to the product being used. This is a mandatory requirement. As the purchaser of this product, you are responsible for ensuring compliance with this requirement at your own expense.

Drainage around your pergola

In most cases, you will need to install drainage around your pergola or gazebo if the roof is fully closed or can be closed. We always recommend checking local council regulations before you purchase or install a pergola.

- Your council may require you to install drainage around a pergola with fully closing louvres to catch the rainwater that flows across the louvres and down through the posts.
- Your council may also require water to be redirected to the household stormwater system, such as the downpipe system from your house.

Depending on your local regulations, you may not be allowed to let the water come out of the water spouts at the bottom of the pergola posts and onto the ground without drainage to catch and redirect it to the household stormwater system.

If you are installing your spa on an existing or new pad, you should consult with a building certifier before any installation to determine the requirements.

Frequently Asked Questions

This section is designed to provide a simplified overview of current regulations in reference to Vortex Pergolas™. It is not state specific and therefore is not a complete guide. We advise you to seek independent advice for your individual site requirements.

Do I need council consent to install a pergola?

This depends on the state you live in and the value of your complete project. Please contact your local council for the complete details.

Can I install my pergola onto a deck?

Yes, however, the engineering that has been done is based on a concrete footing. If you wish to put the pergola on a deck, you must have the foundation certified by an engineer.

Do I need engineering for my pergola?

We provide engineering documents on the following pages. The engineering is based on standard concrete foundations. Any variation from the standard foundation will require re-engineered certification.

Do I need an Electrician for the installation of my pergola?

Yes, if you require exponential bonding.

How far do the louvres open?

Roughly 90°.

How long does it take to install a pergola?

Each installation will vary based on many factors including, location, foundations, workers availability and experience etc. As a guide, a pergola can take 4-6 hours with 3 people.

Do Vortex Pergolas have a wind rating/classification?

Yes, you can find that on the following pages.

What grade of aluminium is used in the Vortex Pergolas?

6063-T5. (Detailed information available in the following pages)

Are the pergolas available in a lower height model?

Unfortunately, we cannot provide custom sizes.

Am I able to attach the pergola to an existing structure, such as a house?

We recommend that you discuss this option with your builder/ engineer.

Do the Louvres automatically close when it rains?

No, you must crank the handle to close.

Does Spa World offer an installation service for Pergolas?

Unfortunately, we are unable to offer an installation service. Please talk with your sales consultant and they can provide installation contractor options.

How do I get the pergola from the curbside delivery point to the final location?

We suggested to unpackaged the individual cartons and transport them to the final place. Note, the weight of each carton from this sheet. Use the correct number of people and safe lifting practices.

Vortex Pergolas™ Limited Warranty

Vortex Leisure Pty Ltd owns the Vortex Pergolas™ brand

15-year structural warranty

Vortex Leisure Pty Ltd warrants the structural integrity of the pergola frame against defects in workmanship and materials for 15 years subject to the limitations, conditions and exclusions expressed in this warranty.

5-year powder coat warranty

Vortex Leisure Pty Ltd warrants the powder coat for a period of 5 year from the date of delivery. Fading and peeling may naturally occur over time and will not be covered under warranty. Damage caused to the powder coat due to improper use or handling not be covered under warranty. Disposal of any component replaced under warranty will be the owners responsibility.

2-year lighting warranty

Vortex Leisure Pty Ltd warrants against any defects in the LED lighting supplied by Vortex Leisure Pty Ltd for a period of 2 year from date of delivery. This warranty does not cover damage to the lights caused by incorrect use.

3-year motor warranty

Vortex Leisure Pty Ltd warrants the motor against defects in materials and workmanship for a period of 3 year from date of delivery. This warranty does not cover damage to the motor caused by incorrect use or installation.

1-year electronic components warranty

Vortex Leisure Pty Ltd warrants electronic control systems against defects in materials and workmanship for a period of 1 year from date of delivery.

1-year louvre roof warranty

Vortex Leisure Pty Ltd warrants the louvre roof and its components against defects in materials and workmanship for a period of 1 year from date of delivery. Fading and weathering of the surface may occur naturally over time, and are not considered defects.

1-year pergola blinds tracks, structure and mechanism warranty

Vortex Leisure Pty Ltd warrants the pergola blinds tracks, structure and mechanism against defects in materials and workmanship for a period of 1 year from date of delivery. The blinds must remain retracted when not in use. High winds can damage the blinds and this damage will not be covered under warranty. Fading and weathering of the surface will occur naturally over time, and are not considered defects and will not be covered under warranty.

3-year pergola blinds fabric warranty

Vortex Leisure Pty Ltd warrants against any defects in the fabric for a period of 3 years from the date of delivery. Fading and weathering of the surface will occur naturally over time, and are not considered defects and will not be covered under warranty. The blinds must remain retracted when not in use. High winds can damage the blinds and this damage will not be covered under warranty. Fading and weathering of the surface will occur naturally over time, and are not considered defects and will not be covered under warranty.

Warranty coverage

Warranty coverage begins at the delivery date. Vortex Leisure Pty Ltd only extends this warranty to the original purchaser and only if the pergola has been purchased through an authorised Vortex Leisure Pty Ltd reseller. Written notice of the defect and proof of purchase must be provided to Vortex Leisure Pty Ltd or it's nominated representative within 14 days of the defect occurring. If the pergola is required to be returned to Vortex Leisure Pty Ltd for rectification all freight costs shall be pre-paid by the customer. Repair or replacement of any defective product is at the sole discretion of Vortex Leisure Pty Ltd. To action warranty service contact the authorised Vortex Leisure Pty Ltd reseller you purchased from. If you are unable to obtain satisfactory service from your reseller written notification must be provided to Vortex Leisure Pty Ltd within 14 days of the defect occurring.

Pergola Installation

We recommend that the pergola is installed by qualified builder.

Electrical connection

Any required electrical work must be carried out by a licensed electrician. Vortex Leisure Pty Ltd reserve the right to ask for proof that the pergola has been installed by a qualified electrician.

Warranty exclusions

1. Damage resulting from improper maintenance.
2. Damage caused to the pergola by improper use and natural fading from sunlight.
3. Acts of God including but not limited to weather events.
4. Damage cause by corrosion
5. Issues arising from incorrect installation including the Pergola being built on an uneven/unlevel surface.
6. Damage caused by incorrect electrical installation, brownouts, voltage spikes or operating pergola out of +/- 10% of voltage range.
7. Commercial use reduces all warranties to maximum 6 months.
8. Damage caused by relocation of the pergola from its original installed location.
9. Damage caused by third party carriers.
10. Drain or gutter leakage.
11. Remote batteries are excluded from the warranty.
12. Any rust on ground attachment anchors.

Limitations

This warranty is the only warranty offered by Vortex Leisure Pty Ltd and excludes any other implied or oral undertakings. Except as described above, this warranty does not cover defects or damage due to normal wear and tear, improper installation, alteration without Vortex Leisure Pty Ltd prior written consent, accident, acts of God, misuse, abuse, commercial or industrial use, use of an accessory not approved by Vortex Leisure Pty Ltd, failure to follow Vortex Pergolas™ or Owner's Manual, or repairs made or attempted by anyone other than an authorised representative of Vortex Leisure Pty Ltd. Vortex Leisure Pty Ltd or its agents will not be liable for any incidental or consequential loss or injury. Vortex Leisure Pty Ltd will not be liable for costs associated with but not limited to building alterations, removal costs, delivery costs or labour costs associated with the replacement or repair of pergola and parts.

