

# Cobalt™

## — Technical Information Pack




# Interactive tech sheet

This interactive tech sheet contains clickable links and QR codes that provide instant access to specific information related to Vortex™ Spas or Swim Spas.

Simply click or scan these QR codes to dive deeper into the features, maintenance tips, and expert advice tailored just for you.

When you see these icons, you can click or scan:

Click on QR code



Scan QR code



We hope you find the information helpful. Please get in touch if you have any questions about any Vortex™ Spas product. We are here to help!

From the Vortex™ Spas Team.



# Cobalt™



JETS

Up to 71



WATER CAPACITY

Up to 1,344 litres



SEATING

5 seats



DIMENSIONS

2.15 x 2.15 x 0.92m



Image shows Cobalt HP™

## FEATURES

### Build

- PermaFrame™ Timber-free construction with a Lifetime Warranty
- Superior USA-made Aristech™ acrylic for added peace of mind
- Thermobond™ 4-Layer shell construction for superior durability
- Nine colours combinations to suit your preferences
- Duraflex™ 'No kink' PVC plumbing ensures no plumbing worries
- Thermoclad™ Maintenance-free cabinet
- ThermoLock™ Dual layer insulation to reduce energy consumption
- ThermoLock™ High Impact moulded ABS base
- Hydroflow™ Stainless steel bearing-less jets for long life

### Control

- SpaNet™ Premium control systems with dynamic thermal tuning for energy savings
- Premium SpaNet™ Touchpad for ease of use

### Lighting

- Hydroglow™ Underwater LED floodlight
- Hydroglow™ LED backlit water cascade to set the scene
- Hydroglow™ Programmable lighting for full control
- Hydroglow™ Jet & topside control lighting
- Hydroglow™ Perimeter & cabinet lighting
- Hydroglow™ Backlit drink holders
- Hydroglow™ Backlit laminar jets

### Water Care

- Purezone™ AOS System with UV and ozone automatic water care
- Purezone™ Micro-filtration for effortless water clarity

### Hydrotherapy

- Neck Therapy Collar™ to melt away back and shoulder tension
- Twin Hydrotherapy lounger so there's no arguing over the favourite seat
- Individual seat pressure controls for a tailored hydrotherapy experience
- High-Pressure Volcano jet for targeted hydro-massage
- Adjustable spa jets for customised massages

### Optional Extras

- Vortex™ Audio WiFi Kit—Control your spa and enjoy your favourite music or podcasts
- SmartLINK™ WiFi Module—Remotely monitor and control your spa
- EcoCube™ Heat pump—Save up to 75% on spa heating costs in winter and cool your spa in summer

## WARRANTIES

Frame.....	Lifetime
Shell structure.....	10 yrs
Acrylic surface.....	5 yrs
Jets, plumbing & heater .....	5 yrs
Pumps & equipment.....	5 yrs

\* Conditions apply. Specifications may change without notice. Pictures may show options not available on all models.

# Cobalt™

## Heights

---

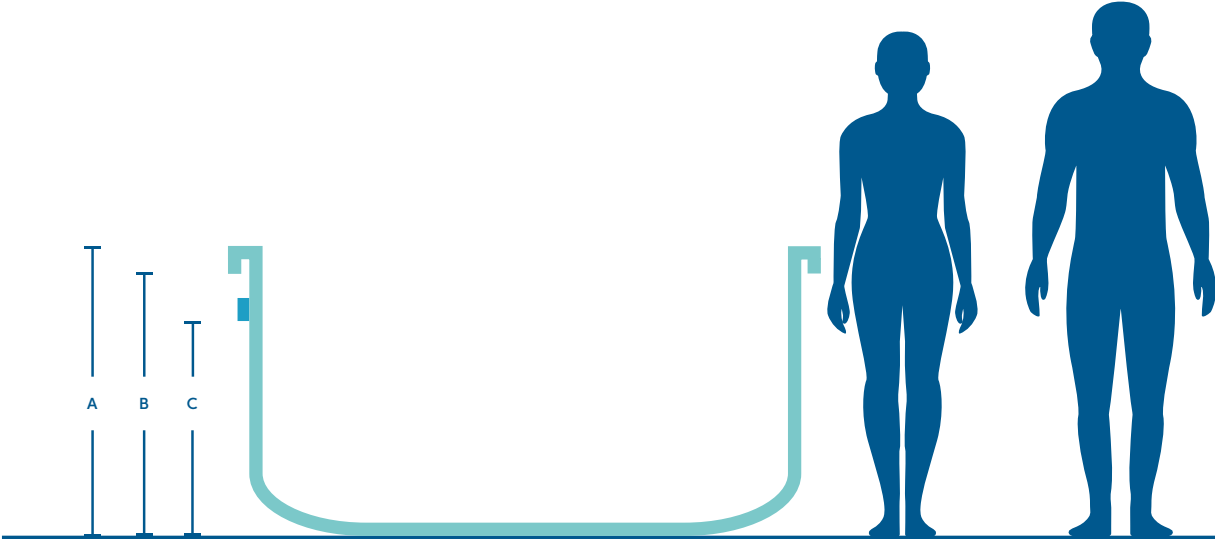


Illustration shows Cobalt™ spa model

		Cobalt™	Cobalt HP™
Model dimensions		2.15(L) x 2.15(W)m	2.15(L) x 2.15(W)m
A	Total height	0.92m	0.92m
B	Product height under lip +-20mm	821mm	819mm
C	Height to bottom of health light +-25mm	615mm	618mm

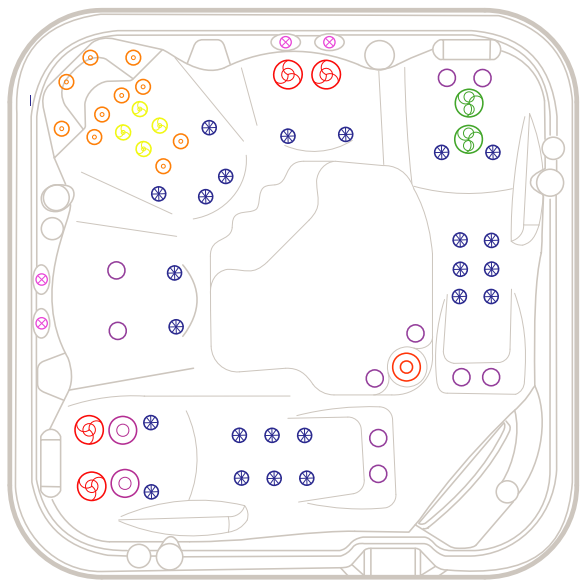
\* Conditions apply. Specifications may change without notice. Pictures may show options not available on all models.




# Cobalt™


## Jet Specifications

Dimensions: 2.15 x 2.15 x 0.92m



 140mm Single Roto Jets

 127mm H2 Volcano Jet

 140mm Dual Roto Jets

 140mm Directional Jets

 102mm Directional Jets

 63mm Directional Jets

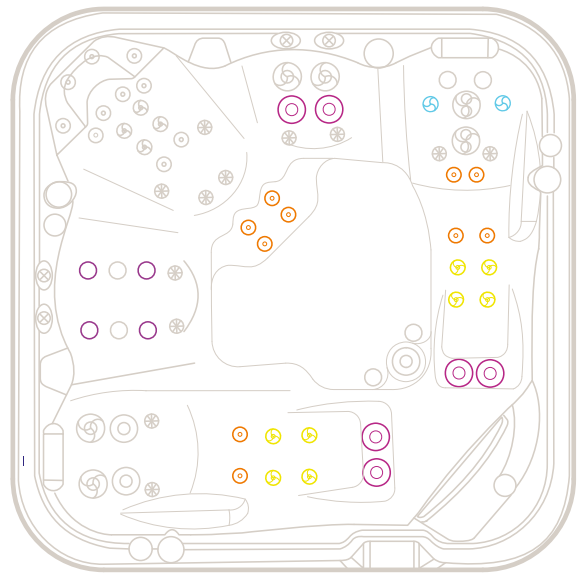
 63mm Roto Jets

 50mm Air Jets

 Laminar Jets

# Cobalt Hydroplus™

Hydroplus model, provides you with a superior hydrotherapy experience.



 140mm Directional Jets

 102mm Directional Jets

 102mm Single Roto Jets

 63mm Directional Jets

 63mm Roto Jets

\* Conditions apply. Specifications may change without notice. Pictures may show options not available on all models.

	Cobalt™	Cobalt Hydroplus™
Water capacity	1,265L	1,344L
Dry weight	339kg	386kg
Filled weight (incl cover)	1,620.5kg	1,746.5kg
Lift weight	434kg**	491kg**
Intuitive spa controller	SV2	SV3
Programmable circulation pump	1	1
Jet pumps	1	2
Variable speed air blower	1	1
Variable output heater	3kW max	5.25kW max
Recommended electrical supply	15 amps***	32 amps

\*\* The specified Lift weights in the table above include the spa's dry weight, packaging, and hard cover. These are approximate weights and are intended as a guide only. All weights must be checked by the crane operator prior to the lift. (Cranes have the ability to check the weight)

\*\*\* This spa model has pre-installed power lead. The lead is five meters long, measured from the controller inside the spa (not from the spa cabinet), which allows it to extend approximately three meters from the controller side, where the keypad is located. If you plan to install the power outlet on the opposite side of the spa, please account for the length of the lead, as it may be too short. Extending or replacing the lead is the responsibility of the spa owner and must be done by a licensed electrician.

\* Conditions apply. Specifications may change without notice. Pictures may show options not available on all models.

# Cobalt™

## Equipment Location

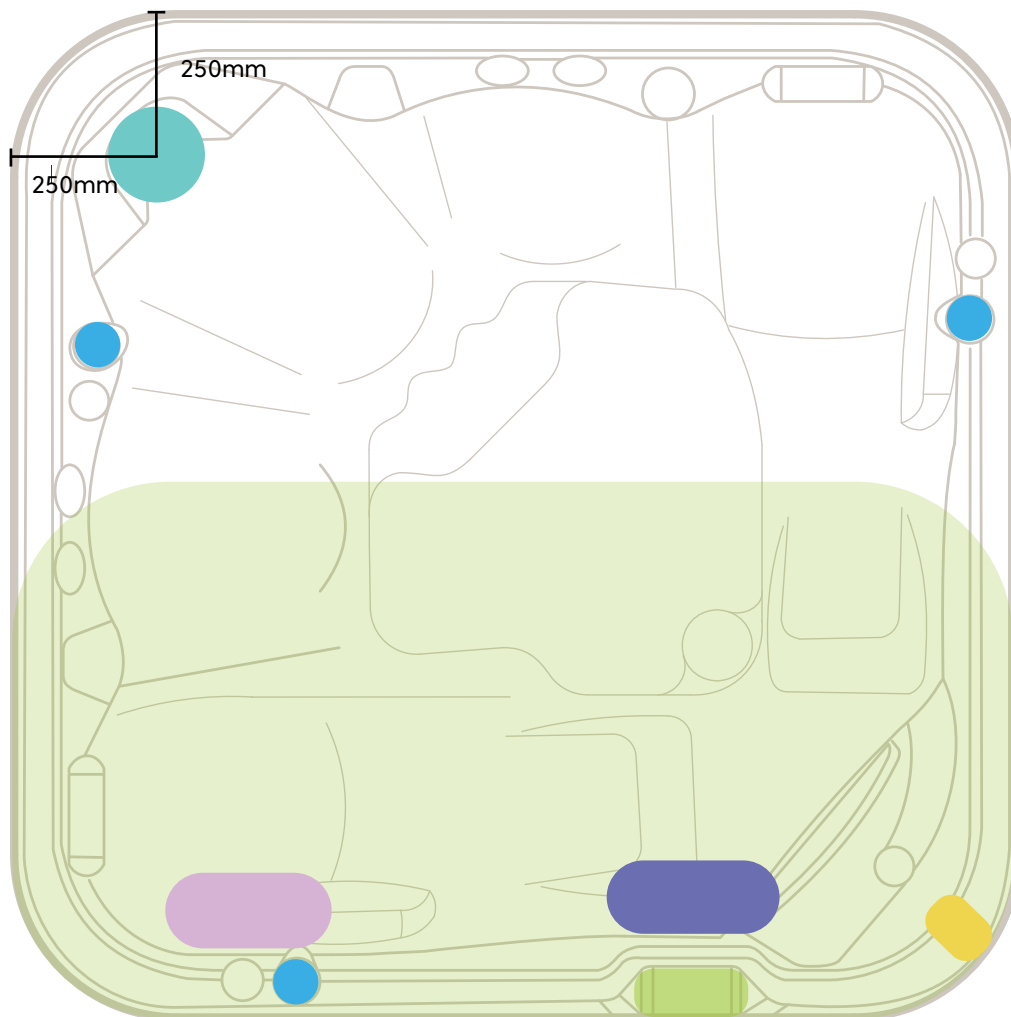









Illustration shows Cobalt™ spa pool model

	Equipment Bay		Conduit Access		Jet Pump
	Keypad		Circulation Pump		Speaker holders
	Drain Valve				

\* Conduit access should be no more than 100mm high above the concrete slab.

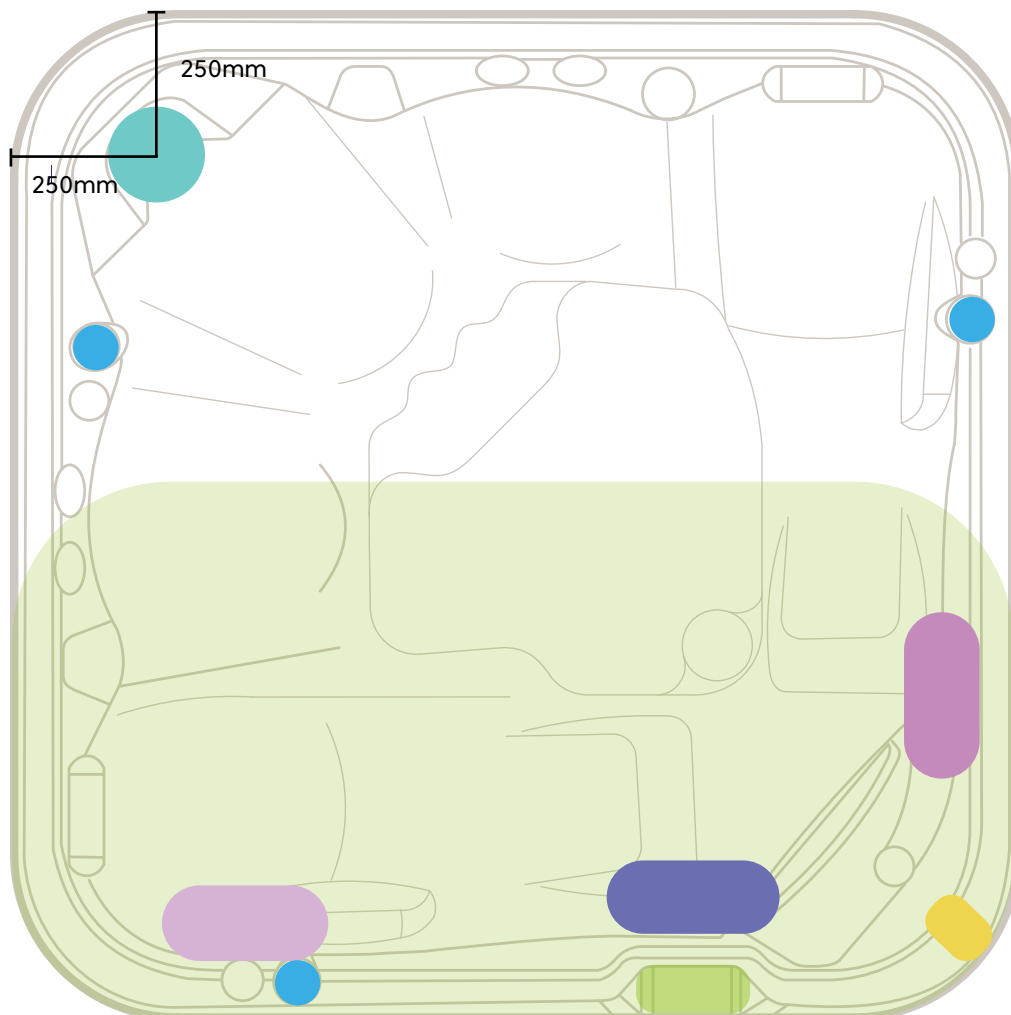
Note: This model has a rigid base, and if you choose to bring the piping conduit in from the bottom through the base, you will need to cut a hole into the base on-site before installation. The factory does not provide this hole. Please see the diagram above to find the location where you can drill the hole.











# Cobalt HP™

## Equipment Location

---

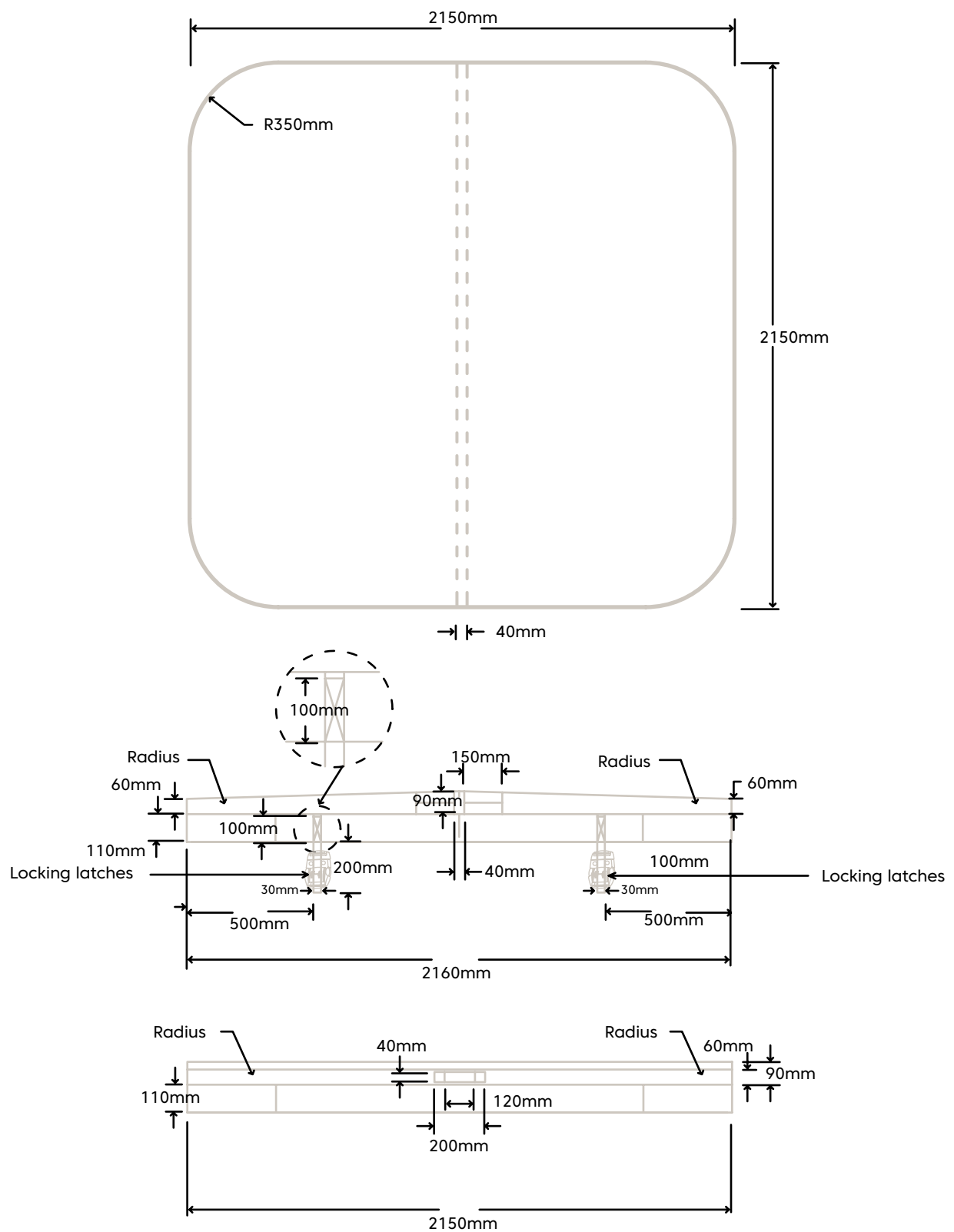


	Equipment Bay		Conduit Access		Jet Pump
	Keypad		Circulation Pump		Jet Pump Hydroplus models
	Drain Valve		Speaker holders		

\* Conduit access should be no more than 100mm high above the concrete slab.

Note: This model has a rigid base, and if you choose to bring the piping conduit in from the bottom through the base, you will need to cut a hole into the base on-site before installation. The factory does not provide this hole. Please see the diagram above to find the location where you can drill the hole.

## Standard Spa Cover



## Planning for your Spa Delivery

---

What to know when planning for delivery and installation. Please visit the Spa World website for planning information including:

- Property access
- Electrical information
- Service access
- Foundations, including generic slab
- Pit and deck installation
- Optional heat pump installation,

To access these information and more:

**Click on QR code**




or

**Scan QR code**



Planning for your spa delivery  
Pre-Delivery Guide for Spa Owners 2024






To access the Vortex Cobalt™ Generic Concrete Slab/ Plumbing/ Structural Certificates, please click or scan the QR code associated with each model.

**Click on QR code**



**Vortex™ Spas Portables  
Generic Concrete Slab  
Certificate**



**Vortex Cobalt HP™  
Plumbing Certificate**



**Scan QR code**



**Vortex Cobalt™  
Plumbing Certificate**



**Vortex Cobalt™  
Structural Certificate**



# Vortex Spas™ Limited Warranty

---

To access the Vortex Spas™ Limited Warranty:

**Click on QR code**




**Scan QR code**



**Vortex Spas™ 2024  
Limited Warranty**



**Vortex Spas™ Pre-2024  
Limited Warranty**



# Vortex Spas™ Owner's Manuals

---

To access more information about Vortex Spas™:


**Click on QR code**



**Scan QR code**



**Vortex Spas™  
Owner's Manual**



**Vortex Spas™  
Audio & WiFi Kit Manual**







**Vortex<sup>TM</sup>**  
**Spas**