

Hydrozone™

For models released from November, 2023

Technical Information Pack




Interactive tech sheet

This interactive tech sheet contains clickable links and QR codes that provide instant access to specific information related to Vortex™ Spas or Swim Spas.

Simply click or scan these QR codes to dive deeper into the features, maintenance tips, and expert advice tailored just for you.

When you see these icons, you can click or scan:

Click on QR code



Scan QR code



We hope you find the information helpful. Please get in touch if you have any questions about any Vortex™ Spas product. We are here to help!

From the Vortex™ Spas Team.

Hydrozone™



JETS

Up to 64



WATER CAPACITY

7,045 litres



SEATING

Up to 7 seats



DIMENSIONS 5.89 x 2.30 x 1.28/1.49m



FEATURES

Build

- Heavy-duty heat-dipped galvanised, timber-free frame with a Lifetime Warranty
- Superior USA-made Aristech™ acrylic for added peace of mind
- Thermobond™ 4-Layer shell construction for superior durability
- Nine colours combinations to suit your preferences
- Duraflex™ 'No kink' PVC plumbing ensures no plumbing worries
- Thermoclad™ Maintenance-free cabinet
- ThermoLock™ Dual layer insulation to reduce energy consumption
- ThermoLock™ High Impact moulded FRP base
- Hydroflow™ Stainless steel bearing-less jets for long life
- Dual Filter Banks for balanced swim conditions

Control

- SpaNet™ Premium control systems with dynamic thermal tuning for energy savings
- Premium SpaNet™ Touchpad for ease of use

Lighting

- Hydroglow™ Underwater LED floodlight
- Hydroglow™ LED backlit water cascade to set the scene
- Hydroglow™ Programmable lighting for full control
- Hydroglow™ Jet & topside control lighting
- Hydroglow™ Perimeter & cabinet lighting
- Hydroglow™ Backlit drink holders
- Hydroglow™ Backlit laminar jets

Water Care

- Twin Purezone™ Filter banks for maximum filtration
- Purezone™ AOS System with UV and ozone automatic water care

Hydrotherapy

- Neck Therapy Collar™ to melt away back and shoulder tension
- Hydrotherapy lounger for superior post-training relaxation
- Individual seat pressure controls for a tailored hydrotherapy experience
- Adjustable spa jets for customised massages

Optional Extras

- Vortex™ Audio WiFi Kit—Control your spa and enjoy your favourite music or podcasts
- SmartLINK™ WiFi Module—Remotely monitor and control your spa
- EcoCube™ Hybrid heat pump—Save up to 75% on spa heating costs in winter and cool your spa in summer (Spa End)
- SpaNet™ SV heat pump (Swim Spa End)
- ClearLift™ Automatic cover
- Swimming Pole

WARRANTIES

Frame.....	Lifetime
Shell structure.....	10 yrs
Acrylic surface.....	5 yrs
Jets, plumbing & heater	5 yrs
Pumps & equipment.....	5 yrs

* Conditions apply. Specifications may change without notice. Pictures may show options not available on all models.

** These warranties are valid for all products delivered after December 31st, 2023. Products delivered before that date are covered under the previous warranties. Please refer to the Vortex Spas warranty card attached to this tech pack to find more information.

Hydrozone™

Height Comparison

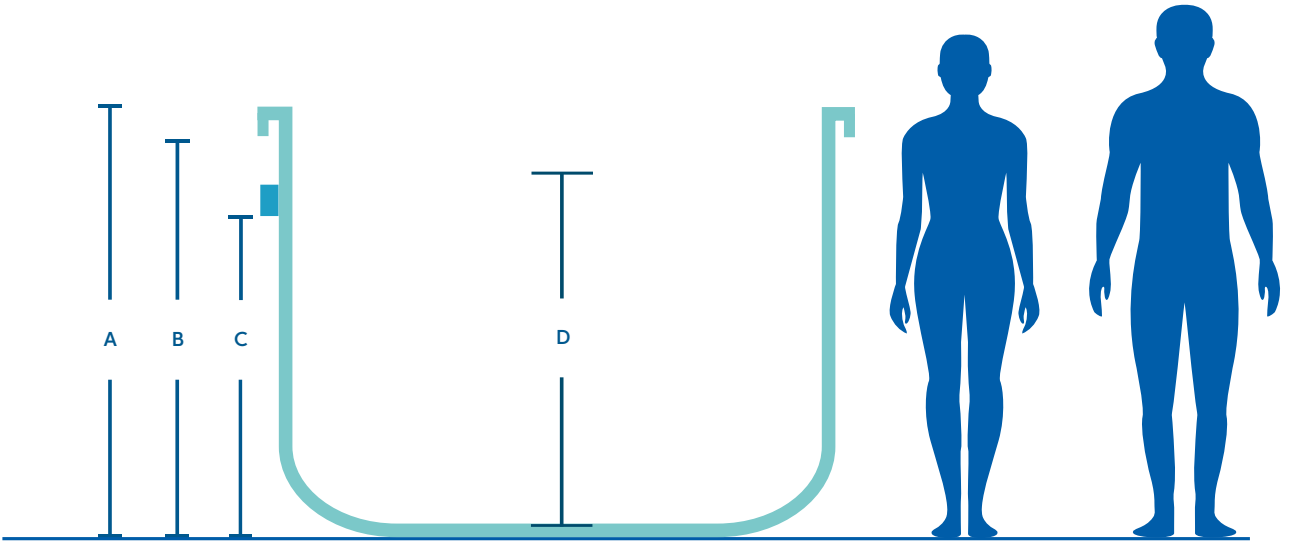


Illustration shows Hydrozone XD™ 1.5m swim spa model

		Hydrozone™	Hydrozone XD™
Model dimensions		5.89(L) x 2.30(W)	5.89(L) x 2.30(W)m
A	Total height +-20mm	1.28m	1.49m
B	Product height under lip +-20mm	1,180mm	1,400mm
C	Height to bottom of health light +-25mm	991mm	1,195mm
D	Water depth from floor to recommended fill level	1,070/665mm	1,290/665mm

Hydrozone™

Jet Specifications

Dimensions: 5.89 x 2.30 x 1.28/1.49m

The spa jet configuration is the same on all Hydrozone™ and Hydrozone XD™ swim spa models.

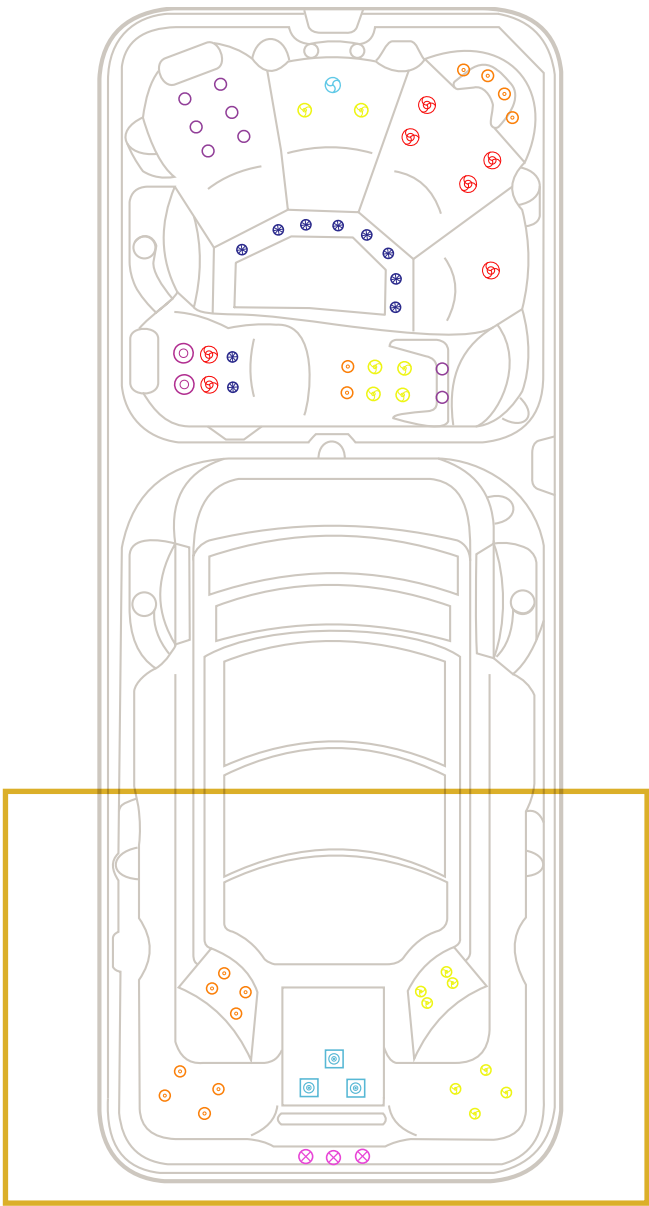
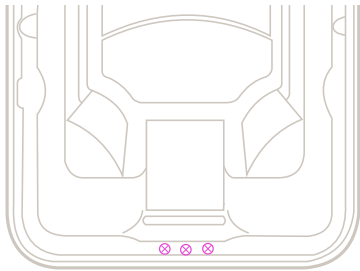


Illustration shows our most popular swim spa Hydrozone Pro+™ model.

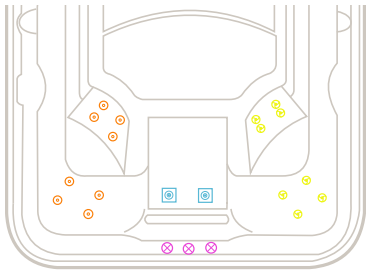
-  140mm Single Roto Jets
-  140mm Directional Jets
-  100mm Directional Jets
-  50mm Air Jets

-  63mm Directional Jets
-  63mm Roto Jets
-  100mm Single Roto Jets
-  Laminar Jets

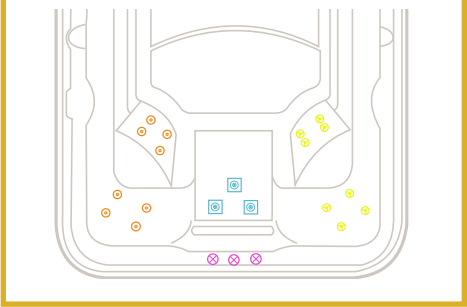
Hydrozone Plunge™



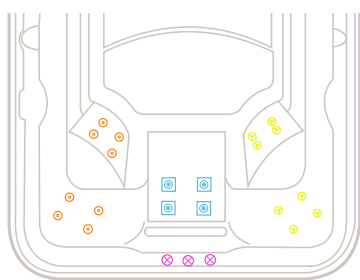
Hydrozone Pro™




Hydrozone Pro+™



Hydrozone Extreme™



-  127mm Square Swim Jets

* Conditions apply. Specifications may change without notice. Pictures may show options not available on all models.

Hydrozone™

Specifications Table (Non-ClearLift™ models)

		Plunge™	Pro™	Pro Plus™	Extreme™
Water capacity					
Hydrozone™	1.3m	7,045L	7,045L	7,045L	7,045L
Hydrozone XD™	1.49m	7,474L	7,474L	7,474L	7,474L
Dry weight (Note: For ClearLift™ models see next page.)					
Hydrozone™	1.3m	1,380kg	1,431kg	1,480kg	1,530kg
Hydrozone XD™	1.49m	1,450kg	1,500kg	1,531kg	1,575kg
Filled weight (incl cover) (Note: For ClearLift™ models see next page.)					
Hydrozone™	1.3m	8,122kg	8,173kg	8,222kg	8,272kg
Hydrozone XD™	1.49m	8,982kg	9,032kg	9,063kg	9,107kg
Lift weight** (Note: For ClearLift™ models see next page.)					
Hydrozone™	1.3m	1,758kg**	1,819kg**	1,878kg**	1,938kg**
Hydrozone XD™	1.49m	1,843kg**	1,903kg**	1,940kg**	1,993kg**
Intuitive spa controller		SV2 + SV3	SV2 + SV3	SV2 + SV3	SV2 + SV4
Power cable length***		SV2 - 5m cable SV3 - Hardwired by a licensed electrician	SV2 - 5m cable SV3 - Hardwired by a licensed electrician	SV2 - 5m cable SV3 - Hardwired by a licensed electrician	SV2 - 5m cable SV4 - Hardwired by a licensed electrician
Programmable circulation pump		2	2	2	2
Jet pumps		1 + 1	2 + 1	3 + 1	4 + 1
Variable speed air blower		1	1	1	1
Variable output heater		3kW + 5.25kW	3kW + 5.25kW	3kW + 5.25kW	3kW + 5.25kW
Recommended electrical supply		15 + 32 amps	15 + 32 amps	15 + 32 amps	15 + 40 amps

** The specified lift weights in the table above include the spa's dry weight, packaging, hard cover and water, but not the pallet weight. These are approximate weights and are intended as a guide only. All weights must be checked by the crane operator prior to the lift. (Cranes have the ability to check the weight)

*** The cable length is measured from the spa control box to the plug. For instance, if you prefer to exit the cable from the rear of a 2m spa (on the side opposite the control box), the length of the cable outside the spa will be only 3m (subtracting the 2m from the control box to the rear of the spa from the total cable length of 5m).

* Conditions apply. Specifications may change without notice. Pictures may show options not available on all models.

Hydrozone™

Specifications Table (ClearLift™ models)

		Plunge™	Pro™	Pro Plus™	Extreme™
Water capacity					
Hydrozone™	1.3m	7,045L	7,045L	7,045L	7,045L
Hydrozone XD™	1.5m	7,474L	7,474L	7,474L	7,474L
Dry weight (Note: For Non-ClearLift™ models see previous page.)					
Hydrozone™	1.3m	1,536kg	1,587kg	1,636kg	1,686kg
Hydrozone XD™	1.5m	1,606kg	1,656kg	1,687kg	1,731kg
Filled weight (incl cover) (Note: For Non-ClearLift™ models see previous page.)					
Hydrozone™	1.3m	8,258kg	8,309kg	8,358kg	8,408kg
Hydrozone XD™	1.5m	9,118kg	9,168kg	9,199kg	9,243kg
Lift weight** (Note: For Non-ClearLift™ models see previous page.)					
Hydrozone™	1.3m	1,894kg**	1,955kg**	2,014kg**	2,074kg**
Hydrozone XD™	1.5m	1,979kg**	2,039kg**	2,076kg**	2,129kg**
Intuitive spa controller		SV2 + SV3	SV2 + SV3	SV2 + SV3	SV2 + SV4
Power cable length***		SV2 - 5m cable SV3 - Hardwired by a licensed electrician	SV2 - 5m cable SV3 - Hardwired by a licensed electrician	SV2 - 5m cable SV3 - Hardwired by a licensed electrician	SV2 - 5m cable SV4 - Hardwired by a licensed electrician
Programmable circulation pump		2	2	2	2
Jet pumps		1 + 1	2 + 1	3 + 1	4 + 1
Variable speed air blower		1	1	1	1
Variable output heater		3kW + 5.25kW	3kW + 5.25kW	3kW + 5.25kW	3kW + 5.25kW
Recommended electrical supply		15 + 32 amps	15 + 32 amps	15 + 32 amps	15 + 40 amps

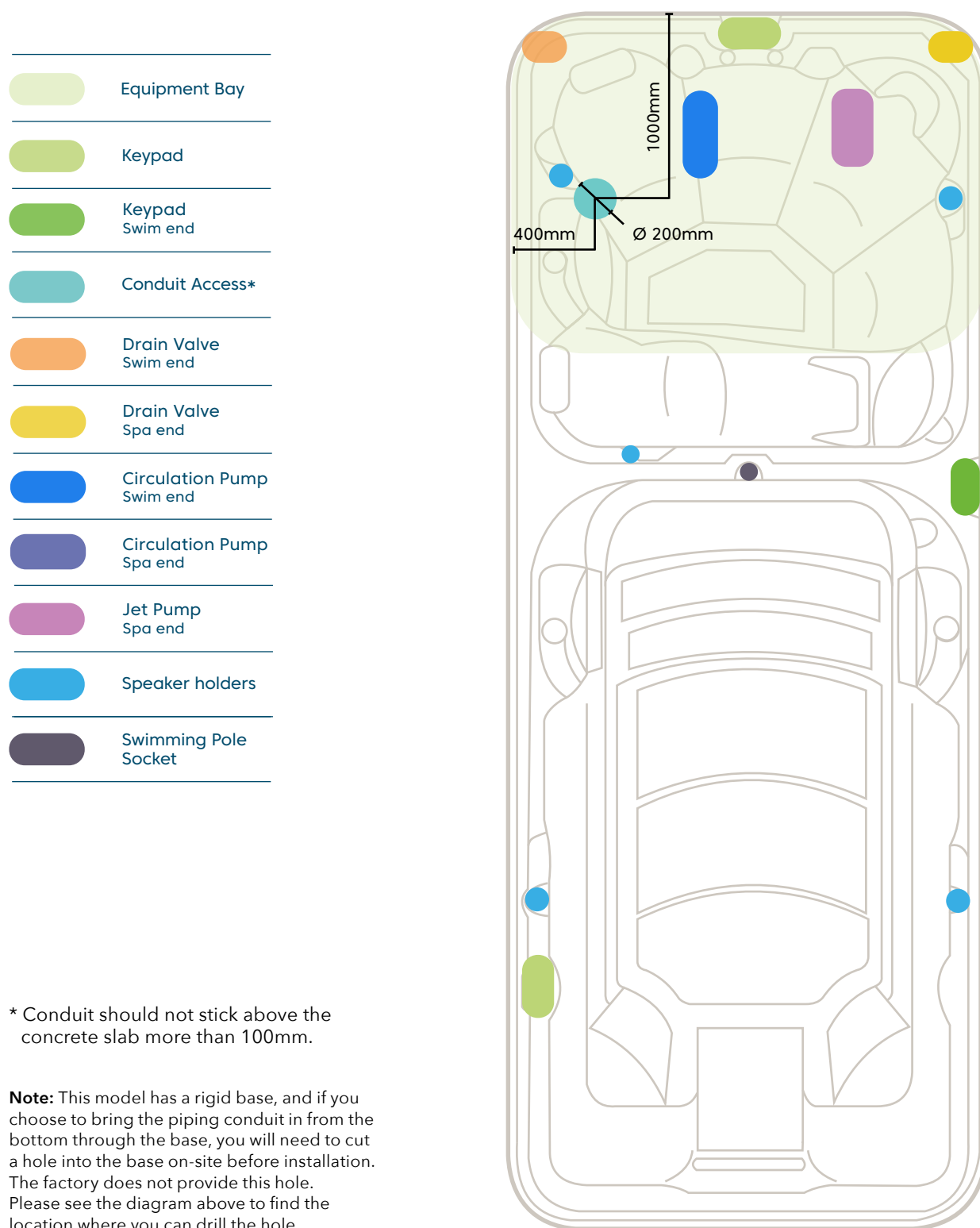
** The specified lift weights in the table above include the spa's dry weight, packaging, hard cover and water, but not the pallet weight. These are approximate weights and are intended as a guide only. All weights must be checked by the crane operator prior to the lift. (Cranes have the ability to check the weight)

*** The cable length is measured from the spa control box to the plug. For instance, if you prefer to exit the cable from the rear of a 2m spa (on the side opposite the control box), the length of the cable outside the spa will be only 3m (subtracting the 2m from the control box to the rear of the spa from the total cable length of 5m).

* Conditions apply. Specifications may change without notice. Pictures may show options not available on all models.













Hydrozone Plunge™

Equipment Location



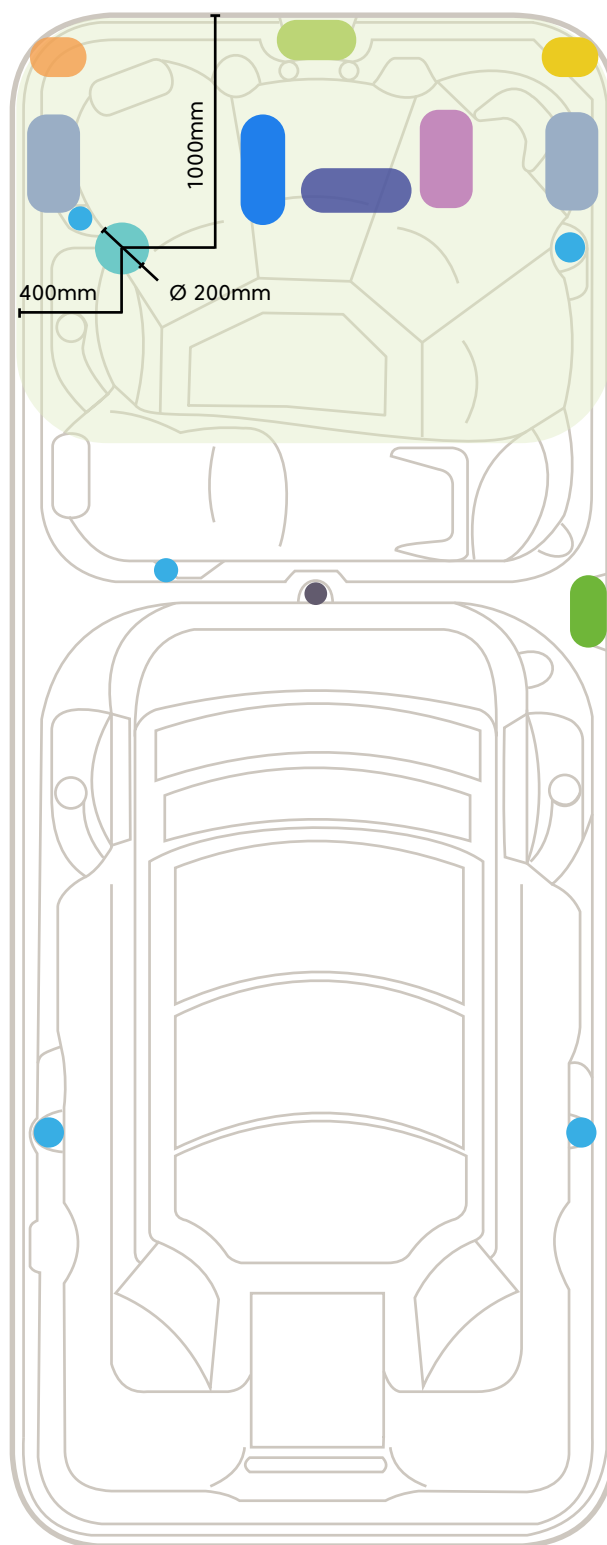
Hydrozone Pro™

Equipment Location

	Equipment Bay
	Keypad
	Keypad Swim end
	Conduit Access*
	Drain Valve Swim end
	Drain Valve Spa end
	Circulation Pump Swim end
	Jet Pump Swim end
	Circulation Pump Spa end
	Jet Pump Spa end
	Speaker holders
	Swimming Pole Socket













* Conduit should not stick above the concrete slab more than 100mm.

Note: This model has a rigid base, and if you choose to bring the piping conduit in from the bottom through the base, you will need to cut a hole into the base on-site before installation. The factory does not provide this hole. Please see the diagram above to find the location where you can drill the hole.



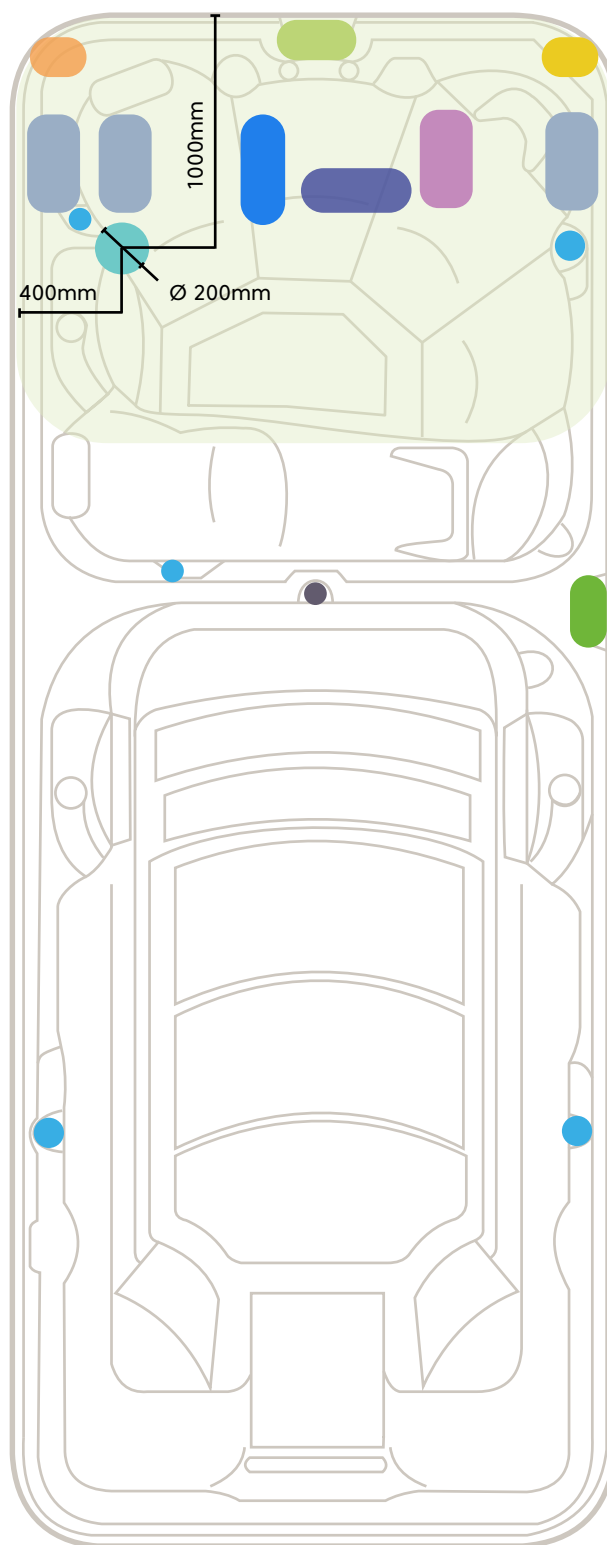
Hydrozone Pro+™

Equipment Location

	Equipment Bay
	Keypad
	Keypad Swim end
	Conduit Access*
	Drain Valve Swim end
	Drain Valve Spa end
	Circulation Pump Swim end
	Jet Pump Swim end
	Circulation Pump Spa end
	Jet Pump Spa end
	Speaker holders
	Swimming Pole Socket













* Conduit should not stick above the concrete slab more than 100mm.

Note: This model has a rigid base, and if you choose to bring the piping conduit in from the bottom through the base, you will need to cut a hole into the base on-site before installation. The factory does not provide this hole. Please see the diagram above to find the location where you can drill the hole.



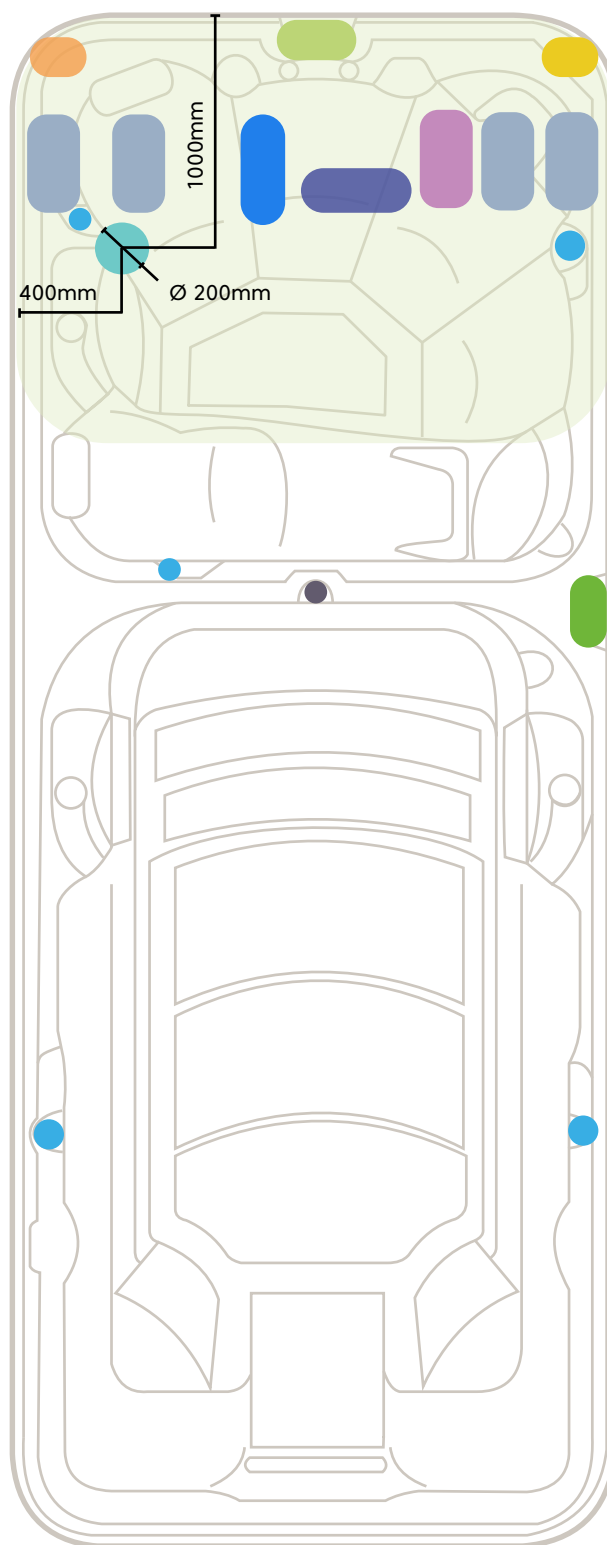
Hydrozone Extreme™

Equipment Location

	Equipment Bay
	Keypad
	Keypad Swim end
	Conduit Access*
	Drain Valve Swim end
	Drain Valve Spa end
	Circulation Pump Swim end
	Jet Pump Swim end
	Circulation Pump Spa end
	Jet Pump Spa end
	Speaker holders
	Swimming Pole Socket

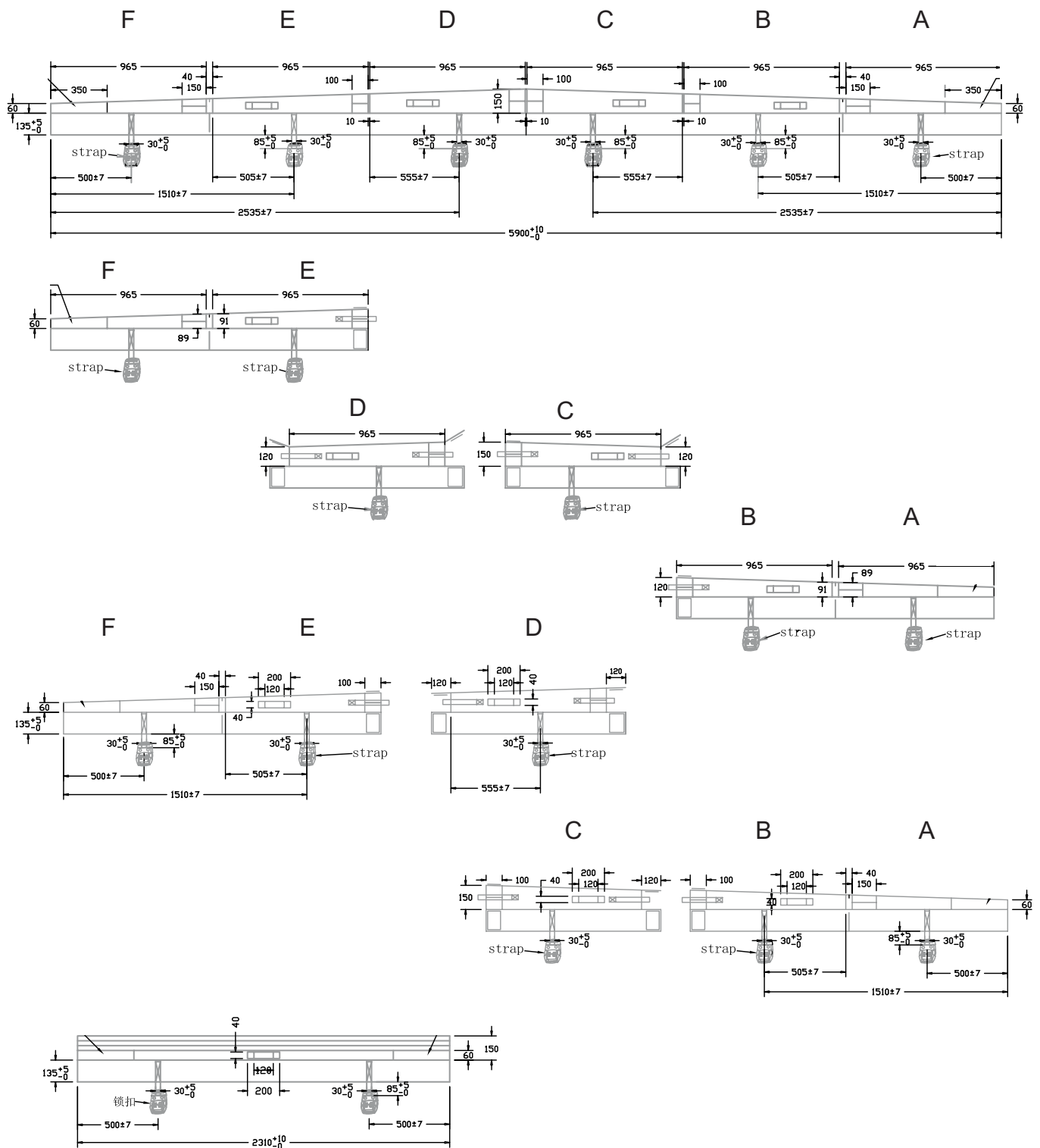
* Conduit should not stick above the concrete slab more than 100mm.

Note: This model has a rigid base, and if you choose to bring the piping conduit in from the bottom through the base, you will need to cut a hole into the base on-site before installation. The factory does not provide this hole. Please see the diagram above to find the location where you can drill the hole.



Hydrozone™

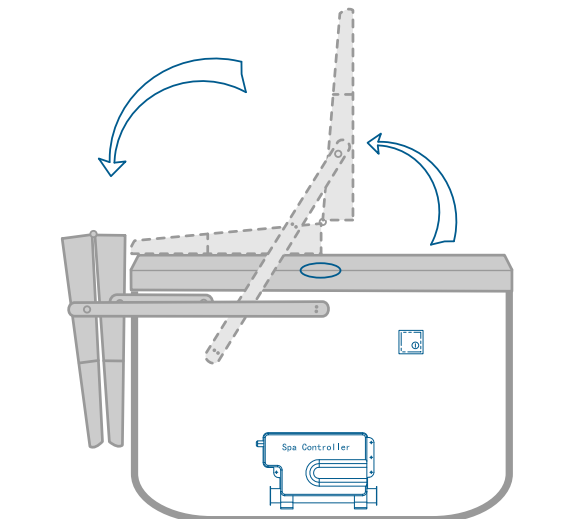
Standard Spa Cover



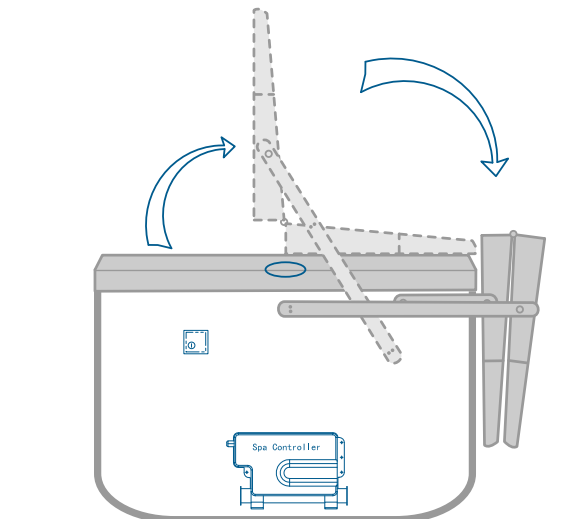
Hydrozone™

Optional ClearLift™ Cover

Left-mounted opening

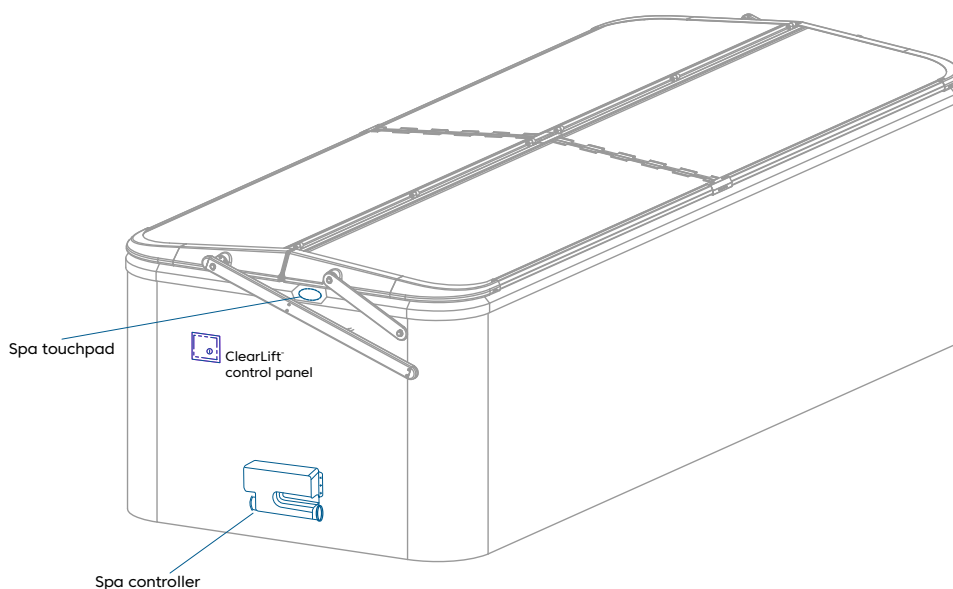


Right-mounted opening



If the ClearLift™ control panel is positioned on the right side of the swim spa, and the ClearLift™ cover folds to the left, it is considered a **Left-Mounted ClearLift™**.

Conversely, if the ClearLift™ control panel is located on the left side of the swim spa, and the ClearLift™ cover folds to the right, it is referred to as a **Right-Mounted ClearLift™**.



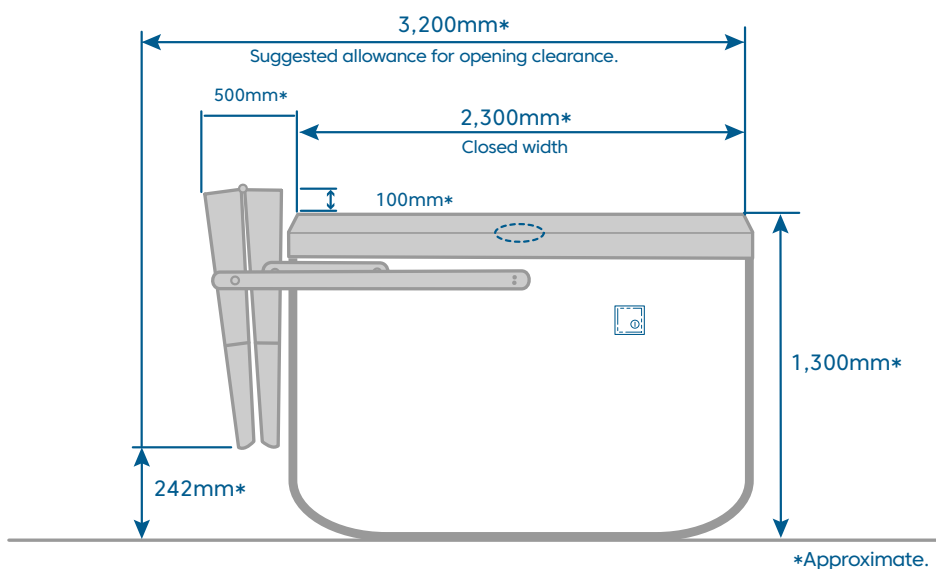
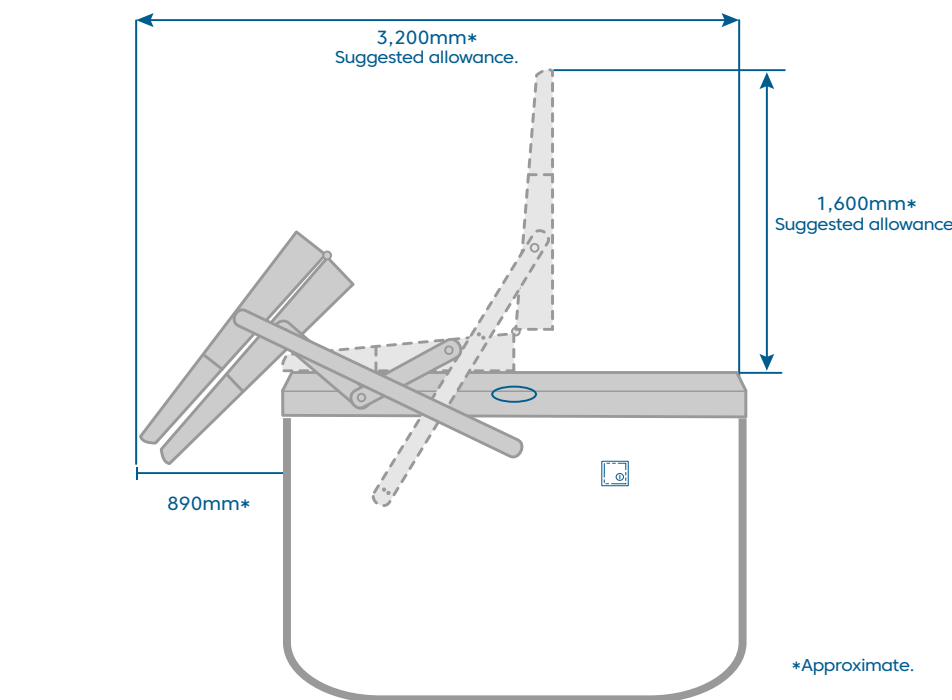
*The illustration shows **Right-mounted opening**, side angle view.

Note: The ClearLift™ control panel is installed at the same end as the swim spa controller keypad.

Hydrozone™

Optional ClearLift™ Cover opening allowance

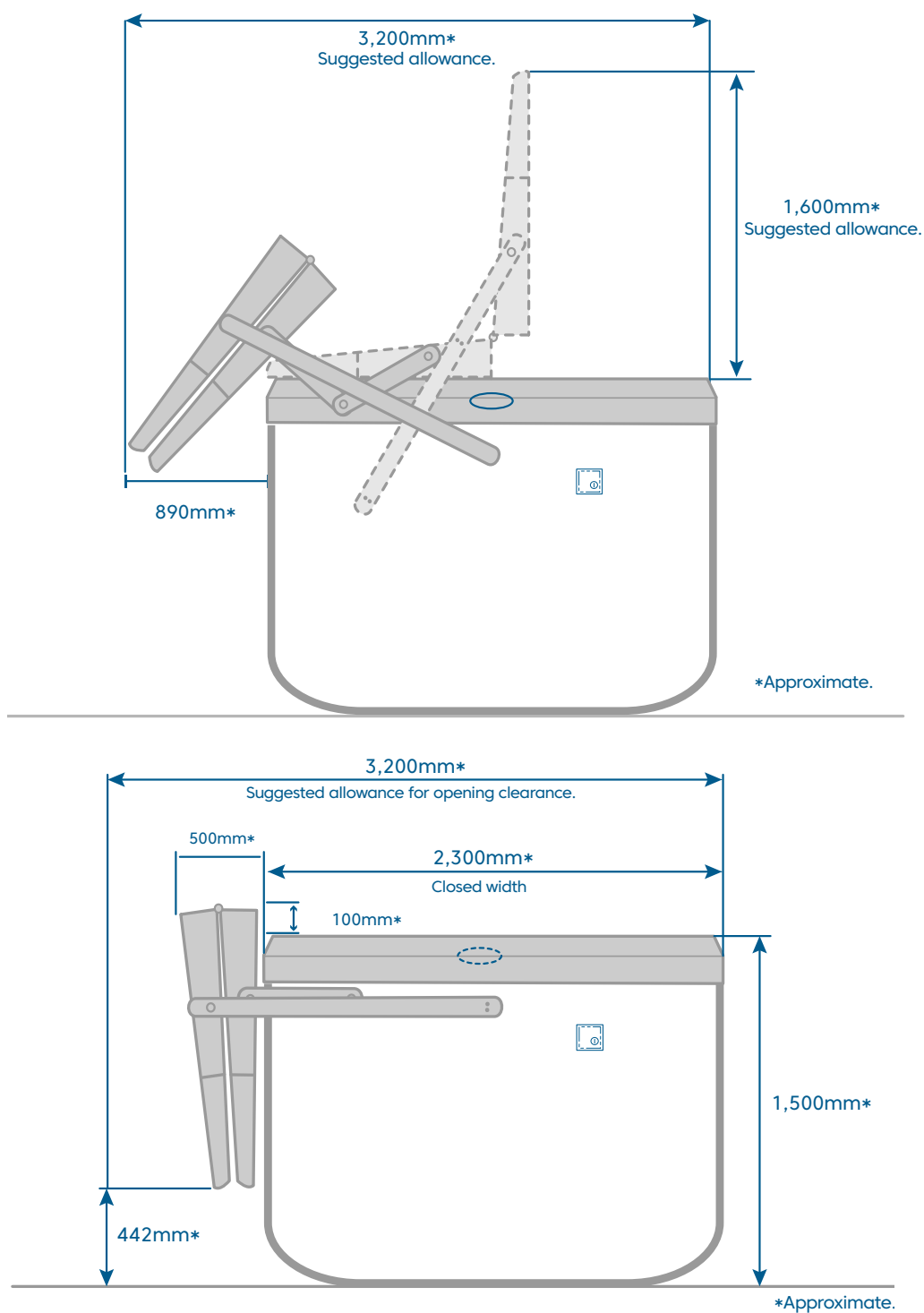
Left mount, side view shown in Vortex™ swim spas 1,300mm height.



Hydrozone XD™

Optional ClearLift™ Cover opening allowance

Left mount, side view shown in Vortex™ swim spas 1,500mm height.



Hydrozone™

Vortex Spas™ Plumbing Certificates

To access each of the Vortex Hydrozone models' Plumbing Certificates, please click or scan the QR code associated with each model.


Click on QR code




Scan QR code




Vortex Hydrozone™ Plunge Plumbing Certificate



Vortex Hydrozone™ Extreme Plumbing Certificate



Vortex Hydrozone™ Pro Plumbing Certificate



Vortex Hydrozone™ Pro+ Plumbing Certificate



Hydrozone™

Vortex Spas™ Certificates

To access the Vortex Hydrozone™ Generic Concrete Slab/ Structural Certificates, please click or scan the QR code associated with each model.

Click on QR code




**Vortex™ Swim Spas
Generic Concrete Slab
Certificate**



Scan QR code



**Vortex Hydrozone™
Structural Certificate**



**Vortex Hydrozone XD™
Structural Certificate**



Vortex Spas™ Limited Warranty

To access the Vortex Spas™ Limited Warranty:

Click on QR code




Scan QR code



**Vortex Spas™ 2024
Limited Warranty**



**Vortex Spas™ Pre-2024
Limited Warranty**




Vortex Spas™ Owner's Manuals

To access more information about Vortex™ Spa:

Click on QR code




**Vortex Spas™
Owner's Manual**




Scan QR code




**Vortex Spas™
Audio WiFi Manual**



**ClearLift™ Cover
Manual**





VortexTM
Spas