

# AR LINE

**cmatic**<sup>®</sup>  
P N E U M A T I C F I T T I N G S

旋转快插接头  
Rotary Push-in Fittings

AR



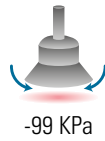
旋转快插接头是旋转和摆动运动应用的理想选择。



Rotary push-in fittings suitable for applications with rotating and swinging movements.

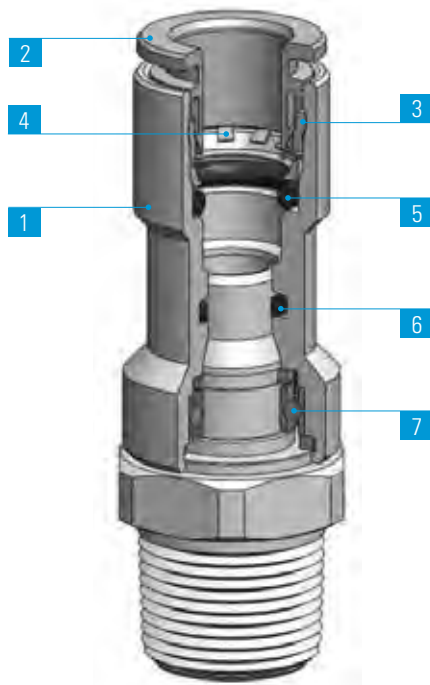
# AR

| 1 - 2   | 3                                | 4  | 5                                | 6            | 7                    |
|---|----------------------------------|--|----------------------------------|--------------|----------------------|
| 本体与释放环<br>Body and Release Ring   | 支撑环<br>Holding Ring              | 卡爪<br>Gripping Collet                    | 保护环<br>Protection Ring           | 密封环<br>Seals | 滚珠轴承<br>Ball Bearing |
| 镀镍黄铜 UNI EN 12164 CW614N - UNI EN 12165 CW617N<br>Brass UNI EN 12164 CW614N - UNI EN 12165 CW617N Nickel Plated | 缩醛树脂 (POM)<br>Acetal Resin (POM) | AISI 301 不锈钢<br>Stainless steel AISI 301 | 缩醛树脂 (POM)<br>Acetal Resin (POM) | NBR<br>NBR   | 钢<br>Steel           |



## 管径 Ø

| Ø Tube                | Ø4      | Ø6      | Ø8      | Ø10     | Ø12     |
|-----------------------|---------|---------|---------|---------|---------|
| 转速<br>Number of turns | 500 rpm | 500 rpm | 400 rpm | 300 rpm | 250 rpm |



|    | R1/8 | R1/4 | R3/8 | R1/2 |
|----|------|------|------|------|
| 4  | •    |      |      |      |
| 6  | •    | •    |      |      |
| 8  | •    | •    | •    |      |
| 10 |      | •    | •    | •    |
| 12 |      |      | •    | •    |

### 技术规格

建议的连接管路：  
聚氨酯 (PU) 管；不建议使用刚性管。

应用领域：  
气动系统。



避免在管路上施加侧向载荷，否则会加大轴承的侧向负载，从而影响其旋转和寿命。

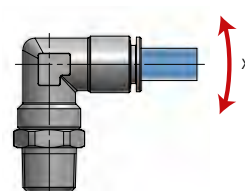
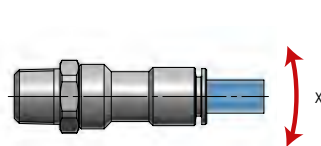
### DATA SHEET

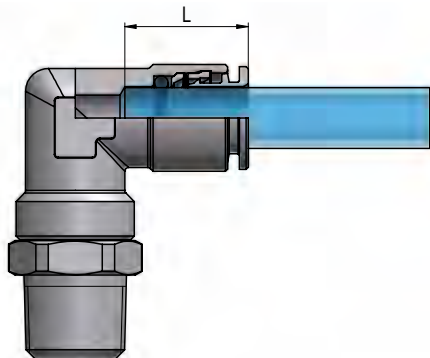
Recommended tubings:  
Polyurethane (PU); rigid tubings are not recommended.

Application fields:  
Pneumatic circuits.



Avoid side loadings on the tube to prevent overloads on the bearings. This could affect rotation as well as the product lifetime.





| 管径 $\varnothing_e$ | L    |
|--------------------|------|
| 4                  | 13.2 |
| 6                  | 16.1 |
| 8                  | 16.2 |
| 10                 | 18.3 |
| 12                 | 19.5 |

安装说明

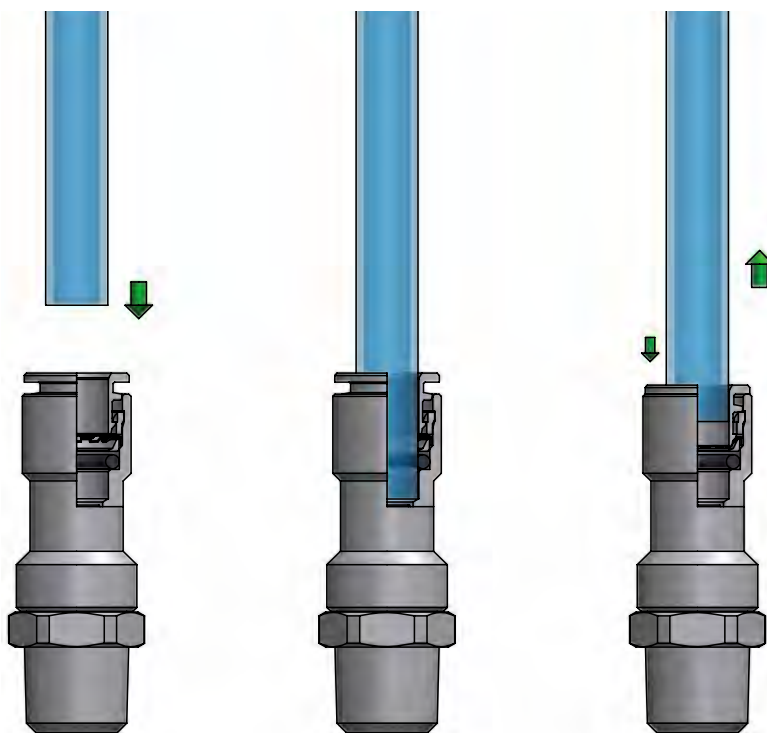
ASSEMBLY INSTRUCTIONS

- 沿管路垂直切割 (使用TCUT管路切刀), 确认内外管壁没有毛刺, 同时注意避免管路截面呈椭圆形。
- 将管路插入接头, 到底为止。

- Cut the tube square (by means of a hose cutter i.e. our TCUT) making sure that no burrs are left and that the tube is not oval.
- Insert the tube into the fitting until it bottoms.

拔出管路:  
垂直按压释放环, 同时拔出管路即可。

**Tube release**  
While pressing on the release ring, pull out the tube from the fitting.



完成连接后, 请确保管路上不承受外力; 此外, 请确保管路连接的最小弯曲半径符合本样册第335页之规定。

为了避免管路意外松脱, 任何物体均不要接触释放环。作用在释放环上任何外力, 包括侧向力, 均可能导致管路意外松脱。螺纹拧紧时, 请参考第六页列出的建议扭矩。



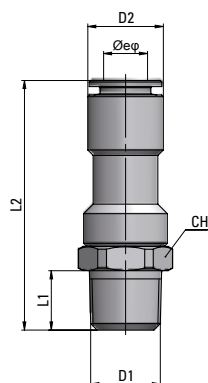
Once the tubing is connected to the fitting, make sure that the tubing is not subject to any tensile strength and that the min. recommended bending radius stated in the tubing section of this catalogue is complied with (see page 335).

To prevent any accidental tube release, no components have to come in touch with the release ring and exercise any unwanted pressure on the same. Indeed however lateral, any load on the release ring may cause the tube disconnection. To tighten threads, please check out our tightening torque chart illustrated at page 6.

## AR 11

旋转式锥螺纹直管接头

Straight Male Fitting, rotating

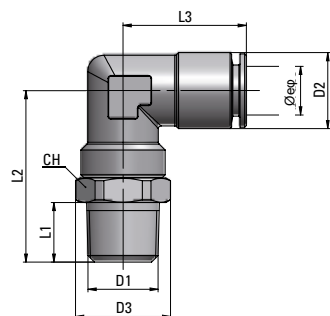


| 类型       | 管径 $\varnothing_e$ | D1   | D2 | L1   | L2   | CH | g $\Delta$ |
|----------|--------------------|------|----|------|------|----|------------|
| 11 04 18 | 4                  | R1/8 | 9  | 7.5  | 37.5 | 13 | -          |
| 11 06 18 | 6                  | R1/8 | 12 | 7.5  | 40   | 13 | -          |
| 11 06 14 | 6                  | R1/4 | 12 | 11   | 44   | 14 | -          |
| 11 08 18 | 8                  | R1/8 | 14 | 7.5  | 42.5 | 16 | -          |
| 11 08 14 | 8                  | R1/4 | 14 | 11   | 46   | 16 | -          |
| 11 08 38 | 8                  | R3/8 | 14 | 11.5 | 47   | 18 | -          |
| 11 10 14 | 10                 | R1/4 | 16 | 11   | 52.5 | 22 | -          |
| 11 10 38 | 10                 | R3/8 | 16 | 11.5 | 53   | 22 | -          |
| 11 10 12 | 10                 | R1/2 | 16 | 14   | 55.5 | 22 | -          |
| 11 12 38 | 12                 | R3/8 | 19 | 11.5 | 54.5 | 22 | -          |
| 11 12 12 | 12                 | R1/2 | 19 | 14   | 57   | 22 | -          |

## AR 15

可调向锥外螺纹弯管接头

Elbow Male Fitting, rotating



| 类型       | 管径 $\varnothing_e$ | D1   | D2 | D3   | L1   | L2   | L3   | CH | g $\Delta$ |
|----------|--------------------|------|----|------|------|------|------|----|------------|
| 15 04 18 | 4                  | R1/8 | 9  | 14.5 | 7.5  | 25.3 | 19.5 | 13 | -          |
| 15 06 18 | 6                  | R1/8 | 12 | 14.5 | 7.5  | 25.3 | 22   | 13 | -          |
| 15 06 14 | 6                  | R1/4 | 12 | 15.5 | 11   | 29.3 | 22   | 14 | -          |
| 15 08 18 | 8                  | R1/8 | 14 | 17.5 | 7.5  | 28.1 | 22.5 | 16 | -          |
| 15 08 14 | 8                  | R1/4 | 14 | 17.5 | 11   | 31.6 | 22.5 | 16 | -          |
| 15 08 38 | 8                  | R3/8 | 14 | 20   | 11.5 | 32.6 | 22.5 | 18 | -          |
| 15 10 14 | 10                 | R1/4 | 17 | 24   | 11   | 37.1 | 26.5 | 22 | -          |
| 15 10 38 | 10                 | R3/8 | 17 | 24   | 11.5 | 37.6 | 26.5 | 22 | -          |
| 15 10 12 | 10                 | R1/2 | 17 | 24.5 | 14   | 40.1 | 26.5 | 22 | -          |
| 15 12 38 | 12                 | R3/8 | 19 | 24   | 11.5 | 38.6 | 28.5 | 22 | -          |
| 15 12 12 | 12                 | R1/2 | 19 | 24.5 | 14   | 41.1 | 28.5 | 22 | -          |