

cmatic[®]
P N E U M A T I C F I T T I N G S

英制/NPT 316L不锈钢快插接头
316L Stainless Steel Push-in Fittings, Inch/NPT



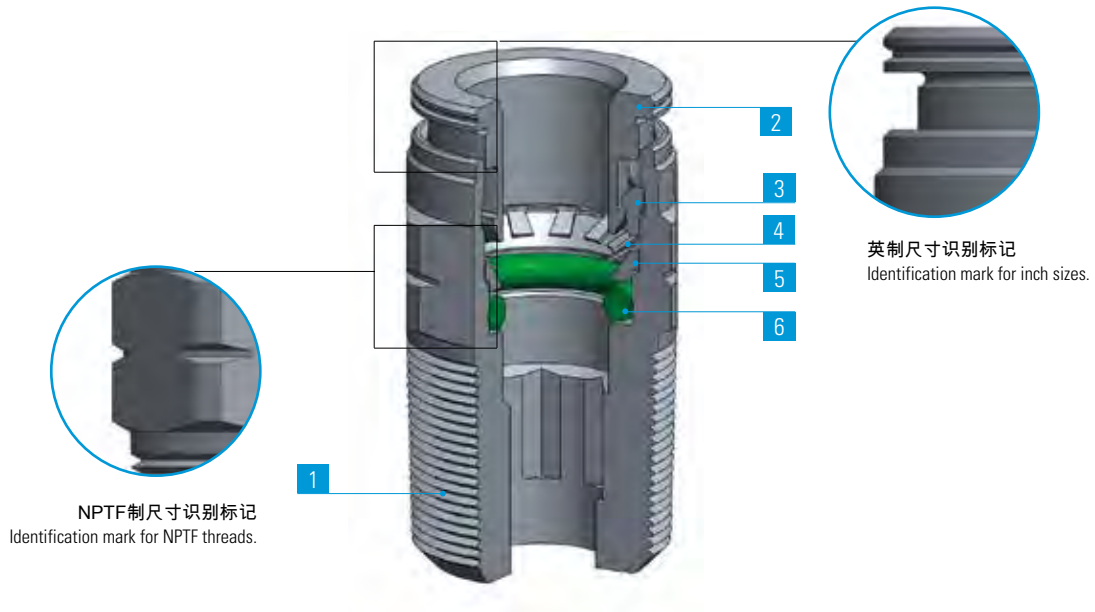
PX系列快插接头符合美国标准（英制管路，NPT螺纹），材质为316L(1.4404)不锈钢，可以胜任普通接头不能适用的严苛应用场合。



The push-in Fittings of the PX line are manufactured according to the American Standards (Inch tubings and NPT threads) and are made of AISI 316L (1.4404). They allow for connections in environments and applications, where any standard fitting would be incompatible for use.

PX

1 - 2	3	4	5	6
本体与释放环 Body and Release Ring	卡爪 Gripping Collet	支撑环 Holding Ring	保护环 Protection Ring	密封圈 Seals
AISI 316L不锈钢(1.4404) Stainless Steel AISI 316L (1.4404)	AISI 301不锈钢 Stainless steel AISI 301	AISI 316L不锈钢(1.4404) Stainless Steel AISI 316L (1.4404)	AISI 316L不锈钢(1.4404) Stainless Steel AISI 316L (1.4404)	FPM FPM



	1/8 NPTF	1/4 NPTF	3/8 NPTF	1/2 NPTF
5/32	•			
1/4	•	•		
5/16		•		
3/8		•	•	
1/2			•	•

技术规格

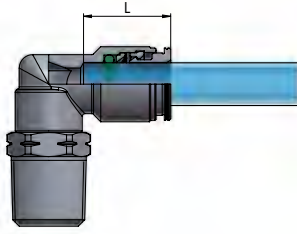
建议的连接管路：
PVDF管、PTFE管、Inox不锈钢管（关于硬质管路的使用，参见安装说明部分）
可接受的管路公差：
+/- 0.07 mm，最大直径Ø 3/8"
+/- 0.1mm，直径Ø 1/2"。

应用领域：
气动、食品、化学、医疗制药行业。

DATA SHEET

Recommended tubings:
PVDF, PTFE and Stainless steel tubes (for rigid hose assembly see the instructions above).
Acceptable Tolerances on the tubings:
+/- 0,07 mm up to Ø 3/8"
+/- 0,1 mm Ø 1/2".

Application fields:
Pneumatics, Food Industry, Chemical, Medical and Pharmaceutical Industry.



管径 \varnothing	L
5/32	13.2
1/4	16.1
5/16	16.2
3/8	18.3
1/2	19.5

安装说明

ASSEMBLY INSTRUCTIONS

1.沿管路垂直切割 (使用TCUT管路切刀),确认内外管壁没有毛刺,同时注意避免管路截面呈椭圆形。使用硬管路连接时,需要通过专用设备 (TINC) 在管路上开槽。开槽尺寸需要考虑管路直径,以保证可靠的连接。

1. Cut the tube square (by means of a hose cutter i.e. our TCUT) making sure that no burrs are left and that the tube is not oval. In case of use with metal hoses, make a groove all around the tube diameter with a suitable tool (TINC). The groove must be made according to the tube diameter so that the fitting collect can better grip onto it.

2.将管路插入接头,到底为止。

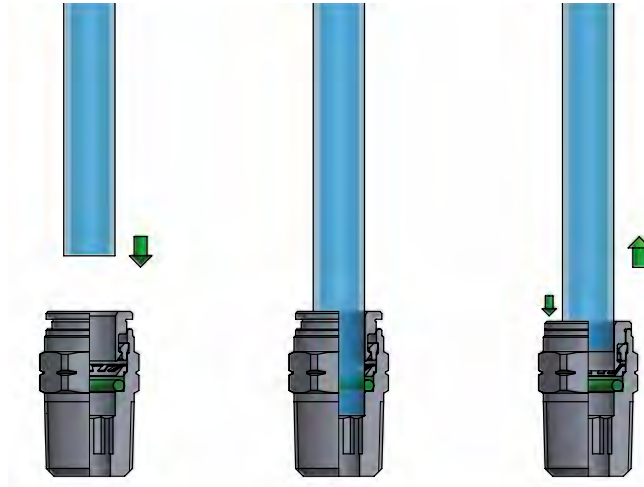
2. Insert the tube into the fitting until it bottoms.

拔出管路:

Tube release

垂直按压释放环,同时拔出管路即可。

While pressing on the release ring, pull out the tube from the fitting.



完成连接后,请确保管路上不承受外力;此外,请确保管路连接的最小弯曲半径符合本样册第335页之规定。

为了避免管路意外松脱,任何物体均不要接触释放环。作用在释放环上任何外力,包括侧向力,均可能导致管路意外松脱。螺纹拧紧时,请参考第六页列出的建议扭矩。



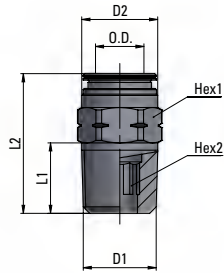
Once the tubing is connected to the fitting, make sure that the tubing is not subject to any tensile strength and that the min. recommended bending radius stated in the tubing section of this catalogue is complied with (see page 335).

To prevent any accidental tube release, no components have to come in touch with the release ring and exercise any unwanted pressure on the same. Indeed however lateral, any load on the release ring may cause the tube disconnection. To tighten threads, please check out our tightening torque chart illustrated at page 6.

PX 11

锥螺纹直管接头

Taper Straight, male

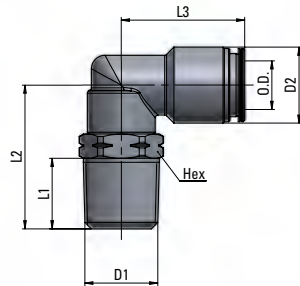


类型	OD管径	D1 NPTF	D2	L1	L2	HEX ¹ (mm)	HEX ²	g $\Delta\Delta$
11 5/32 1/8	5/32"	1/8	9.5	8.5	19.5	12	1/8	9.8
11 1/4 1/8	1/4"	1/8	12	8.5	22	13	5/32	10.9
11 1/4 1/4	1/4"	1/4	12	13	24.5	14	5/32	18.2
11 5/16 1/4	5/16"	1/4	14	13	25.5	14	1/4	16.2
11 3/8 1/4	3/8"	1/4	16	13	32	17	1/4	26.2
11 3/8 3/8	3/8"	3/8	16	13	25.5	18	5/16	25.9
11 1/2 3/8	1/2"	3/8	20	13	29.5	21	13/32	31.90
11 1/2 1/2	1/2"	1/2	20	17	30.5	22	13/32	46.50

PX 15

可调向锥外螺纹弯管接头

Taper Swivelling Elbow Fitting, male

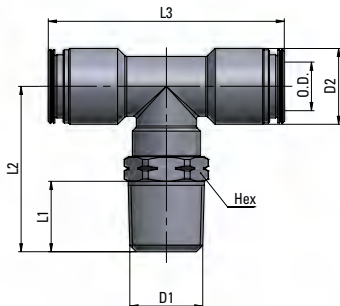


类型	OD管径	D1 NPTF	D2	L1	L2	L3	HEX (mm)	g $\Delta\Delta$
15 5/32 1/8	5/32"	1/8	9.5	8.5	19	17.5	12	12.6
15 1/4 1/8	1/4"	1/8	12	8.5	21	21.5	13	21
15 1/4 1/4	1/4"	1/4	12	13	26	21.5	14	25.3
15 5/16 1/4	5/16"	1/4	14	13	26	22.5	14	27.3
15 3/8 1/4	3/8"	1/4	16	13	29	26	17	41.20
15 3/8 3/8	3/8"	3/8	16	13	29	26	18	43.00
15 1/2 3/8	1/2"	3/8	20	13	32.5	28.5	21	67.60
15 1/2 1/2	1/2"	1/2	20	17	37	28.5	22	77.10

PX 20

可调向锥螺纹正T型三通接头

Swivelling Tee Fitting, taper

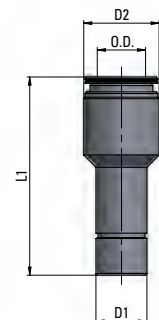


类型	OD管径	D1 NPTF	D2	L1	L2	L3	HEX (mm)	g $\Delta\Delta$
20 5/32 1/8	5/32"	1/8	9.5	8.5	22.5	35	12	18.60
20 1/4 1/8	1/4"	1/8	12	8.5	25.5	42	13	29.30
20 1/4 1/4	1/4"	1/4	12	13	30.5	42	14	33.80
20 5/16 1/4	5/16"	1/4	14	13	30.5	43	14	37.20
20 3/8 1/4	3/8"	1/4	16	13	32	50	17	64.40
20 3/8 3/8	3/8"	3/8	16	13	32	50	18	66.60

PX 25

减径接头

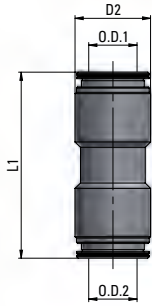
Reducer



类型	OD管径	D1	D2	L1	g $\Delta\Delta$
25 5/32 1/4	5/32"	1/4"	9.5	31.5	7.70
25 1/4 5/16	1/4"	5/16"	12	34.5	11.70
25 1/4 3/8	1/4"	3/8"	12	34.5	13.80
25 5/16 3/8	5/16"	3/8"	14	36.5	15.40

PX 26

对接接头

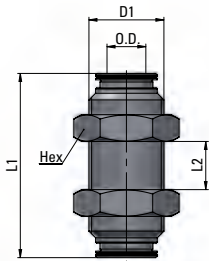


Union

类型	管径OD1	管径OD2	D2	L1	g	$\Delta\Delta$
26 5/32 5/32	5/32"	5/32"	9.5	28	8.80	
26 1/4 1/4	1/4"	1/4"	12	33.6	14.70	
26 5/16 5/16	5/16"	5/16"	14	34	19.70	
26 3/8 3/8	3/8"	3/8"	16	38.6	26.80	
26 1/2 1/2	1/2"	1/2"	20	41	44.00	

PX 27

穿板对接接头

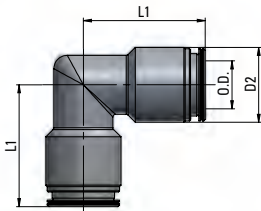


Bulkhead Union

类型	OD管径	D1	L1	L2	HEX (mm)	g	$\Delta\Delta$
27 5/32 5/32	5/32"	M12x1	28	8	16	19.8	
27 1/4 1/4	1/4"	M14x1	34	14.5	18	29.60	
27 5/16 5/16	5/16"	M16x1	34	14.5	21	36.20	
27 3/8 3/8	3/8"	M18x1	39	17.5	22	48.42	
27 1/2 1/2	1/2"	M22x1.5	41	18.5	26	61.83	

PX 28

直角对接接头

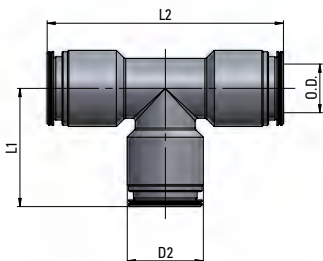


Union Elbow

类型	OD管径	D2	L1	g	$\Delta\Delta$
28 5/32 5/32	5/32"	9.5	17.5	12.7	
28 1/4 1/4	1/4"	12	21	16.9	
28 5/16 5/16	5/16"	14	22.5	24.7	
28 3/8 3/8	3/8"	16	25	43.50	
28 1/2 1/2	1/2"	20	27	51.00	

PX 29

正T型三通接头



Union Tee

类型	OD管径	D2	L1	L2	g	$\Delta\Delta$
29 5/32 5/32	5/32"	9.5	17.5	35	16.00	
29 1/4 1/4	1/4"	12	21	42	28.10	
29 5/16 5/16	5/16"	14	21.5	43	33.00	
29 3/8 3/8	3/8"	16	25	50	57.80	
29 1/2 1/2	1/2"	20	27	54	70.00	