

PUX LINE



IT

Innesti Rapidi in Acciaio Inox 316L NPT

Innesti rapidi in acciaio INOX con filettatura NPT.

EN

316L Stainless Steel Couplings, NPT

Stainless steel quick couplings available with NPT threads.

FR

Coupleurs en Acier Inox 316L, NPT

Coupleurs en acier inoxydable avec filetage NPT.

DE

Kupplungen aus Edelstahl 1.4404, NPT

Schnellkupplungen mit NPT-Gewinde aus Edelstahl.

PUX 10

Innesto rapido multipresa in inox

- 1** Corpo
Body
Corps
Körper
- 2** Ghiera di comando
Command sleeve
Douille de commande
Absperrhülse
- 3** Otturatore
Valve
Clapet
Ventil
- 4** Molle
Springs
Ressorts
Feder
- 5** Sfere
Balls
Billes
Kugel
- 6** Guarnizioni
Seals
Joint d'étanchéité
Dichtung
- i** Innesti
Plugs
Embouts
Stecker
- Acciaio inox AISI 316L (1.4404)
Stainless steel AISI 316L (1.4404)
Acier inox AISI 316L (1.4404)
Edelstahl AISI 316L (1.4404)
- Acciaio inox AISI 302
Stainless steel AISI 302
Acier inox AISI 302
Edelstahl AISI 302
- Acciaio inox AISI 420
Stainless steel AISI 420
Acier inox AISI 420
Edelstahl AISI 420
- FPM
FPM
FPM
FPM
- Acciaio inox AISI 316L (1.4404)
Stainless steel AISI 316L (1.4404)
Acier inox AISI 316L (1.4404)
Edelstahl AISI 316L (1.4404)

Stainless steel multi socket quick coupling

Coupleur multiprofil en acier inox

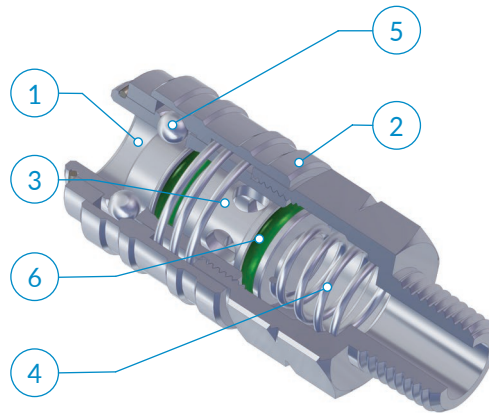
Multiprofilkupplung aus Edelstahl



-20° ÷ 150°C



15 bar

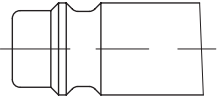
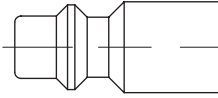
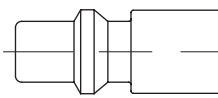
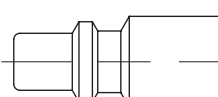




Campi di applicazione:
Impianti pneumatici

Application fields:
Pneumatic circuits

Domaines d'application:
Circuits pneumatiques

Anwendungsbereiche:
Pneumatische Anlagen

Intercambiabilità con i profili Suitable with following plugs profiles Interchangeable avec les suivants profils Austauschbar mit folgenden Profilen		Portata Flow rate Débit Durchfluß NI/min (6 bar - Δp = 1bar)
	Profilo Europeo European Profile Profil européen Europäisches Profil	820
	Profilo ISO 6150 B ISO 6150 B Profile Profil ISO 6150 B ISO 6150 B Profil	715
	Profilo Svedese Standard Swedisch Profile Profil Standard Suédois Standard schwedisches Profil	725
	Profilo Italiano Standard Italian Profile Profil Standard Italien Standard Italienisches Profil	670
	Profilo MIL C4109 MIL C4109 Profile Profil MIL C4109 MIL C4109 Profil	715
	Profilo ARO 210 ARO 210 Profile Profil ARO 210 ARO 210 Profil	705

Scala 1:1 - Scale 1:1 - Echelle 1:1 - Maßstab 1:1


PUX 10-11

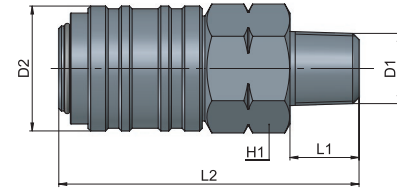
Innesto rapido con filetto maschio

Male coupling

Coupleur mâle

Einschraubkupplung

Type	D1	D2	L1	L2	H1	g 
11 00 14	1/4 NPTF	23,5	13	56,5	21	90,3
11 00 38	3/8 NPTF	23,5	13	55,5	21	91,8




PUX 10-12

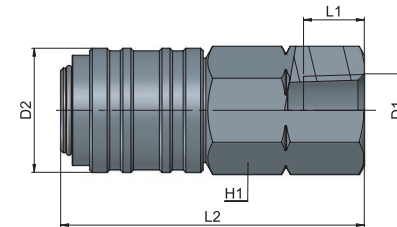
Innesto rapido con filetto femmina

Female coupling

Coupleur femelle

Aufschraubkupplung

Type	D1	D2	L1	L2	H1	g 
12 00 14	1/4 NPTF	23,5	12,5	57,5	21	-
12 00 38	3/8 NPTF	23,5	12,5	58,5	21	-



PUX 10-20

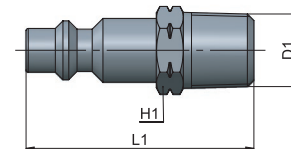
Innesto con filetto maschio,
profilo ISO6150 B-12

Male plug according
to ISO6150 B-12 profile

Embout mâle selon profil
ISO6150 B-12

Stecker gemäss ISO6150 B-12
Profil, Einschraub

Type	D1	L1	H1	g 
20 00 14	1/4 NPTF	42	14	23,3
20 00 38	3/8 NPTF	42	18	-




PUX 10-21

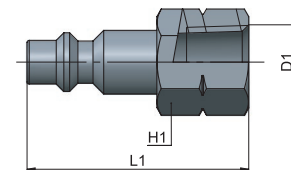
Innesto con filetto femmina,
profilo ISO6150 B-12

Female plug according
to ISO6150 B-12 profile

Embout femelle selon
profil ISO6150 B-12

Stecker gemäss ISO6150 B-12
Profil, Aufschraub

Type	D1	L1	H1	g 
21 00 14	1/4 NPTF	41	17	-
21 00 38	3/8 NPTF	42	21	41,0



AP	55
AR	63
AV	221
CO	157
CX	255
EV	217
GU	119
GU Safety	135
GX	281
GX Safety	291
HP	317
MA	27
MB	41
MC	83
MF	235
MM	333
MO	93
MP	323
MT	339
MV	171
MX	241
MY	229
OX	261
PA	113
PE	79
PM	329
PN	67
PT	347
PU	131
PU Safety	149
PUX	287
PV	203
PVX	311
PX	249
QO	363
RA	101
RF	269
RT	355
RX	275
Tools	369
Tubings	375
VF	295
VT	359
VX	299

cmatic
P
N
W
U
M
A
T
T
E
W
E
R
T
R
A
N
S
P
A
R
E
N
C
E

cmatic