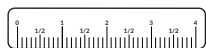


INCH



PN LINE



CN


EN

英制/NPT快插接头

PN系列快插式管接头严格遵循美国标准制造（适配英制管径及NPT螺纹），适用于多种工业场景中的快速连接。该系列接头结构坚固、设计紧凑，能够长期保持卓越性能。所有PN接头均采用电镀镍工艺处理。

Push-in Fittings, Inch/NPT

The push-in fittings of the PN line are manufactured according to the American standards (Inch tubings and NPT Threads). They are suitable for quick connections in different industrial applications; they are robust, compact and guarantee high performances in time. All PN fittings are electrolytic nickel-plated.



PN Line

1 本体 Body	2 释放环 Release ring	3 支撑环 Holding ring	4 卡爪 Gripping ring	5 保护环 Protection ring	6 密封圈 Seals
黄铜镀镍 UNI EN 12164 CW614N - UNI EN 12165 CW617N Brass UNI EN 12164 CW614N - UNI EN 12165 CW617N, nickel plated		缩醛树脂 Acetal resin	(POM) (POM)	缩醛树脂 Acetal resin	(POM) (POM) NBR NBR



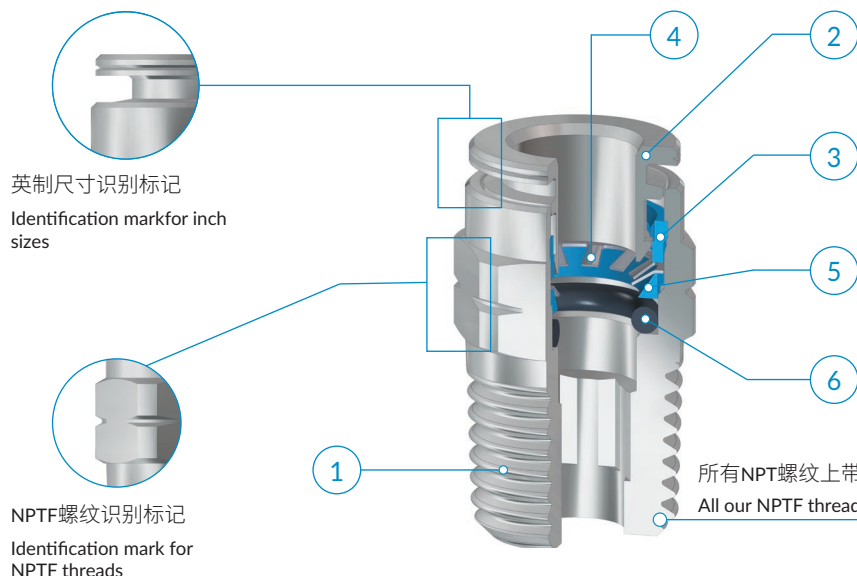
-20° ± 80°C



20 bar



-99 KPa



所有NPTF螺纹上带有PTFE涂层
All our NPTF threads are PTFE pre-applied



	10-32 UNF	1/8 NPTF	1/4 NPTF	3/8 NPTF	1/2 NPTF
1/8	●	●			
5/32	●	●	●		
1/4	●	●	●	●	
5/16		●	●	●	
3/8		●	●	●	●
1/2			●	●	●

建议的连接管路:

PA11、PA12、PA6、PE聚乙烯、PU聚氨酯 (98 Shore A)。

Recommended tubings:

PA11, PA12, PA6, Polyethylene PE, Polyurethane PU (98 Shore A)

可接受的管路公差:

+/- 0.07 mm, 最大直径 Ø 3/8"
+/- 0.1mm, 直径 Ø 1/2"。

Acceptable Tolerances on the tubings:


+/- 0,07 mm up to Ø 3/8"
+/- 0,1 mm Ø 1/2"

应用领域:

气动系统。

Application fields:

Pneumatic circuits



OD	L
1/8	9,8
5/32	13,2
1/4	16,1
5/16	16,2
3/8	18,3
1/2	19,5

i 安装说明

ASSEMBLY INSTRUCTIONS

1

沿管路垂直切割 (使用TCUT切管刀), 确认内外管壁没有毛刺, 同时注意避免管路截面呈椭圆形。使用金属管路连接时, 需要通过专用设备 (TINC) 在管路上开槽。开槽尺寸需要考虑管路直径, 以保证可靠的连接。

1

Cut the tube square (by means of a hose cutter i.e. our TCUT) making sure that no burrs are left and that the tube is not oval. In case of use with metal hoses, make a groove all around the tube diameter with a suitable tool (TINC). The groove must be made according to the tube diameter so that the fitting collect can better grip onto it.

2

将管路插入接头, 到底为止。

2


Insert the tube into the fitting until it bottoms.

拔出管路:

垂直按压释放环, 同时拔出管路即可。

Tube release

While pressing on the release ring, pull out the tube from the fitting



完成连接后, 请确保管路上不承受外力; 此外, 请确保管路连接的最小弯曲半径符合本样册第376页之规定。为了避免管路意外松脱, 任何物体均不要接触释放环。作用在释放环上任何外力, 包括侧向力, 均可能导致管路意外松脱。螺纹拧紧时, 请参考第10页列出的建议扭矩。

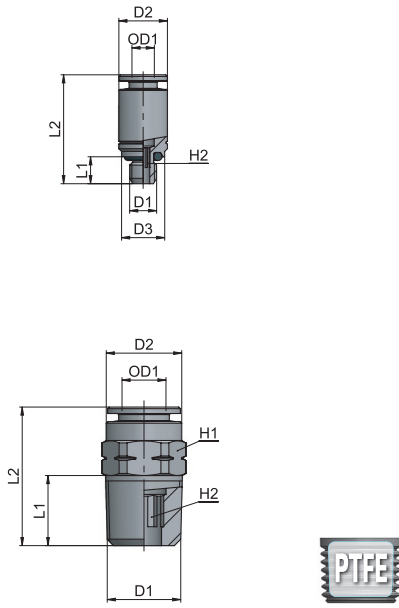


Once the tubing is connected to the fitting, make sure that the tubing is not subject to any tensile strength and that the min. recommended bending radius stated in the tubing section of this catalogue is complied with (see page 376). To prevent any accidental tube release, no components have to come in touch with the release ring and exercise any unwanted pressure on the same. Indeed however lateral, any load on the release ring may cause the tube disconnection. To tighten threads, please check out our tightening torque chart illustrated at page 10.

PN 11

外锥螺纹直接头

Taper straight, male



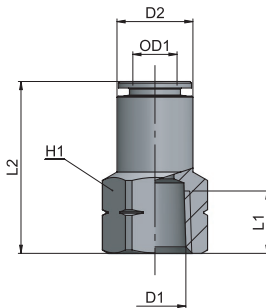
类型	OD1	D1	D2	D3	L1	L2	H2	g $\Delta\Delta$
11 1/8 10-32	1/8"	10-32 UNF 7	8	5	17,5	3/32	2,5	
11 5/32 10-32	5/32"	10-32 UNF 9,5	8	5	20	3/32	4,5	
11 1/4 10-32	1/4"	10-32 UNF 12	8	5	23,5	3/32	8,5	

类型	OD1	D1	D2	L1	L2	H1	H2	g $\Delta\Delta$
11 1/8 1/8	1/8	1/8 NPTF 7	8,5	19	7/16	3/32	9,5	
11 5/32 1/8	5/32	1/8 NPTF 9,5	8,5	19,5	7/16	1/8	9,0	
11 5/32 1/4	5/32	1/4 NPTF 9,5	13	24	9/16	1/8	20,0	
11 1/4 1/8	1/4	1/8 NPTF 12	8,5	22	1/2	5/32	10,5	
11 1/4 1/4	1/4	1/4 NPTF 12	13	24,5	9/16	5/32	18,5	
11 1/4 3/8	1/4	3/8 NPTF 12	13	25,5	11/16	5/32	31,9	
11 5/16 1/8	5/16	1/8 NPTF 14	8,5	26,5	9/16	3/16	15,0	
11 5/16 1/4	5/16	1/4 NPTF 14	13	25,5	9/16	1/4	16,0	
11 5/16 3/8	5/16	3/8 NPTF 14	13	25	11/16	1/4	28,0	
11 3/8 1/8	3/8	1/8 NPTF 16	8,5	28,5	11/16	3/16	22,5	
11 3/8 1/4	3/8	1/4 NPTF 16	13	32	11/16	1/4	27,0	
11 3/8 3/8	3/8	3/8 NPTF 16	13	25,5	11/16	5/16	25,5	
11 3/8 1/2	3/8	1/2 NPTF 16	17	30,5	7/8	5/16	56,0	
11 1/2 1/4	1/2	1/4 NPTF 20	13	34,5	13/16	5/16	35,5	
11 1/2 3/8	1/2	3/8 NPTF 20	13	29,5	13/16	3/8	27,5	
11 1/2 1/2	1/2	1/2 NPTF 20	17	30,5	7/8	3/8	48,0	

PN 13

内螺纹直接头

Female straight

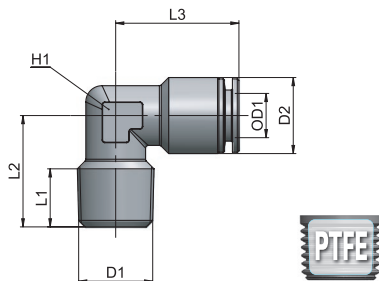


类型	OD1	D1	D2	L1	L2	H1	g $\Delta\Delta$
13 5/32 1/8	5/32	1/8 NPTF 9,5	8,5	25	1/2	11,5	
13 1/4 1/8	1/4	1/8 NPTF 12	8,5	27	1/2	14,0	
13 1/4 1/4	1/4	1/4 NPTF 12	12	31,5	11/16	26,5	
13 5/16 1/8	5/16	1/8 NPTF 14	8,5	27	9/16	20,0	
13 5/16 1/4	5/16	1/4 NPTF 14	12	31,5	11/16	28,5	
13 3/8 1/4	3/8	1/4 NPTF 16	12	34	11/16	32,5	
13 3/8 3/8	3/8	3/8 NPTF 16	12,5	34	13/16	37,5	
13 3/8 1/2	3/8	1/2 NPTF 16	13,5	37,5	1	59,1	
13 1/2 1/4	1/2	1/4 NPTF 20	11,5	34	13/16	51,7	
13 1/2 3/8	1/2	3/8 NPTF 20	12	35,5	13/16	46,9	
13 1/2 1/2	1/2	1/2 NPTF 20	13,5	38	1	64,2	

PN 14

外锥螺纹弯管接头

Taper elbow fitting, male



类型	OD1	D1	D2	L1	L2	L3	H1	g $\Delta\Delta$
14 5/32 1/8	5/32	1/8 NPTF 9,5	8,4	16	17,5	10	9,0	
14 1/4 1/8	1/4	1/8 NPTF 12	8,4	16	20,5	10	13,0	
14 1/4 1/4	1/4	1/4 NPTF 12	10,9	20	20,5	10	17,0	
14 5/16 1/8	5/16	1/8 NPTF 14	8,5	19	22,5	12	20,5	
14 5/16 1/4	5/16	1/4 NPTF 14	10,7	20,5	22,5	12	22,5	
14 3/8 1/4	3/8	1/4 NPTF 16	12,2	22,5	25	14	29,5	
14 3/8 3/8	3/8	3/8 NPTF 16	10,8	22,5	25	14	33,5	

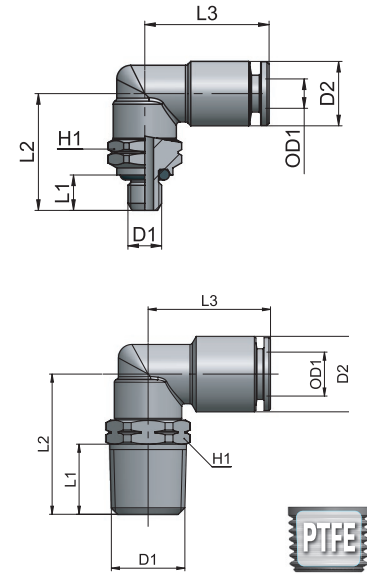
PN 15

可调向外锥螺纹弯管接头

Taper swivelling elbow fitting, male

类型	OD1	D1	D2	L1	L2	L3	H1	g Δ
15 1/8 10-32	1/8	10-32 UNF	7	5	16,5	14	5/16	8
15 5/32 10-32	5/32	10-32 UNF	9,1	5	16,5	17,5	3/8	10

类型	OD1	D1	D2	L1	L2	L3	H1	g Δ
15 1/8 1/8	1/8	1/8 NPTF	7	8,5	18,2	14	7/16	10,5
15 5/32 1/8	5/32	1/8 NPTF	9,1	8,5	18,5	17,5	7/16	12,5
15 5/32 1/4	5/32	1/4 NPTF	9,1	13	26	19	9/16	22,5
15 1/4 1/8	1/4	1/8 NPTF	12	8,5	21,2	22	1/2	19,5
15 1/4 1/4	1/4	1/4 NPTF	12	13	26,2	22	9/16	24,5
15 1/4 3/8	1/4	3/8 NPTF	12	13	26,7	22	11/16	31,0
15 5/16 1/8	5/16	1/8 NPTF	14	8,5	21,2	22,5	1/2	23,0
15 5/16 1/4	5/16	1/4 NPTF	14	13	26,2	22,5	9/16	27,5
15 5/16 3/8	5/16	3/8 NPTF	14	13	28,5	23	11/16	40,0
15 3/8 1/8	3/8	1/8 NPTF	16	8,5	24	26	11/16	39,0
15 3/8 1/4	3/8	1/4 NPTF	16	13	28,5	26	11/16	42,5
15 3/8 3/8	3/8	3/8 NPTF	16	13	28,5	26	11/16	43,5
15 3/8 1/2	3/8	1/2 NPTF	16	17	34	26	7/8	62,0
15 1/2 1/4	1/2	1/4 NPTF	20	13	32	28,5	13/16	67,5
15 1/2 3/8	1/2	3/8 NPTF	20	13	32	28,5	13/16	64,0
15 1/2 1/2	1/2	1/2 NPTF	20	17	36,5	28,5	7/8	76,5

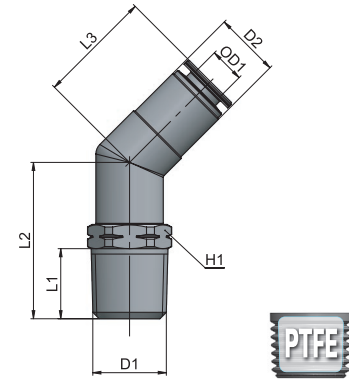


PN 15-45°

可调向45°外螺纹接头

Swivelling elbow fitting, male 45°

类型	OD1	D1	D2	L1	L2	L3	H1	g Δ
15 1/4 1/8 45°	1/4	1/8 NPTF	12	8,5	24	21	1/2	25,2
15 1/4 1/4 45°	1/4	1/4 NPTF	12	13	29	21	9/16	30,4
15 3/8 1/4 45°	3/8	1/4 NPTF	16	13	29,5	25	11/16	48,9
15 3/8 3/8 45°	3/8	3/8 NPTF	16	13	29,5	25	11/16	49,9
15 3/8 1/2 45°	3/8	1/2 NPTF	16	17	35	25	7/8	69,1
15 1/2 3/8 45°	1/2	3/8 NPTF	20	13	32	27,5	13/16	72,8
15 1/2 1/2 45°	1/2	1/2 NPTF	20	17	36,5	27,5	7/8	85,1

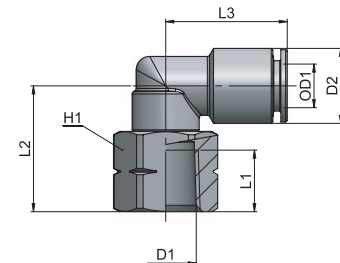


PN 17

可调向内螺纹直角接头

Swivelling elbow fitting, female

类型	OD1	D1	D2	L1	L2	L3	H1	g Δ
17 5/32 1/8	5/32	1/8 NPTF	9,1	8,5	19,5	19	9/16	21,0
17 5/32 1/4	5/32	1/4 NPTF	9,1	11,5	23,7	19,5	11/16	21,0
17 1/4 1/8	1/4	1/8 NPTF	12	8,5	19,7	22	9/16	22,5
17 1/4 1/4	1/4	1/4 NPTF	12	11,5	23,7	22	11/16	32,0
17 5/16 1/8	5/16	1/8 NPTF	14	8,5	19,7	22,5	9/16	26,5
17 5/16 1/4	5/16	1/4 NPTF	14	11,5	23,7	22,5	11/16	36,5
17 3/8 1/4	3/8	1/4 NPTF	16	12	25,5	26	11/16	44,5
17 3/8 3/8	3/8	3/8 NPTF	16	12	25,5	26	13/16	48,5
17 1/2 3/8	1/2	3/8 NPTF	20	12	28	28,5	13/16	63,9
17 1/2 1/2	1/2	1/2 NPTF	20	13,5	31	28,5	1	82,5



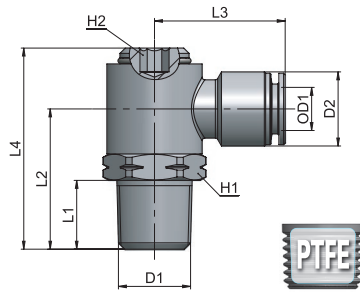
PN LINE

AP	55
AR	63
AV	221
CO	157
CX	255
EV	217
GU	119
GU Safety	135
GX	281
GX Safety	291
HP	317
MA	27
MB	41
MC	83
MF	235
MM	333
MO	93
MP	323
MT	339
MV	171
MX	241
MY	229
OX	261
PA	113
PE	79
PM	329
PN	67
PT	347
PU	131
PU Safety	149
PUX	287
PV	203
PVX	311
PX	249
QO	363
RA	101
RF	269
RT	355
RX	275
Tools	369
Tubings	375
VF	295
VT	359
VX	299

PN 18

可调向单通铰接头

Swivelling fitting with banjo ring

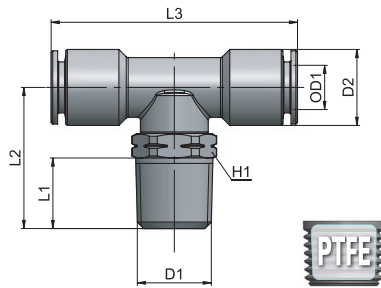


类型	OD1	D1	D2	L1	L2	L3	L4	H1	H2	g Δ
18 5/32 1/8	5/32	1/8 NPTF	9,1	8,5	20,5	20,5	31	9/16	1/8	28,5
18 1/4 1/8	1/4	1/8 NPTF	12	8,5	20,5	22,5	31	9/16	1/8	30,0
18 1/4 1/4	1/4	1/4 NPTF	12	13	26,5	24	38	11/16	3/16	48,5
18 5/16 1/8	5/16	1/8 NPTF	14	8,5	20,5	23	31	9/16	1/8	30,5
18 5/16 1/4	5/16	1/4 NPTF	14	13	26,5	24,5	38	11/16	3/16	49,5
18 5/16 3/8	5/16	3/8 NPTF	14	13	29	26,5	42	13/16	1/4	76,0
18 3/8 1/4	3/8	1/4 NPTF	16	13	26,5	26,5	38	11/16	3/16	52,0
18 3/8 3/8	3/8	3/8 NPTF	16	13	29	29	42	13/16	1/4	84,0

PN 20

可调向锥螺纹正T型三通接头

Swivelling T fitting, taper

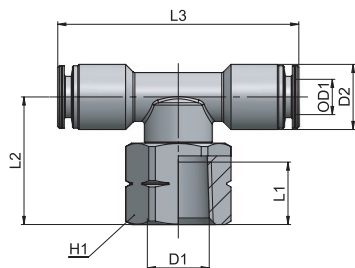


类型	OD1	D1	D2	L1	L2	L3	H1	g Δ
20 1/8 1/8	1/8	1/8 NPTF	7	8,5	18,2	28	7/16	19,0
20 5/32 1/8	5/32	1/8 NPTF	9,1	8,5	21	39	1/2	22,0
20 5/32 1/4	5/32	1/4 NPTF	9,1	13	26	39	9/16	27,0
20 1/4 1/8	1/4	1/8 NPTF	12	8,5	21	44	1/2	25,5
20 1/4 1/4	1/4	1/4 NPTF	12	13	26	44	9/16	30,5
20 1/4 3/8	1/4	3/8 NPTF	12	13	26,5	44	11/16	37,6
20 5/16 1/8	5/16	1/8 NPTF	14	8,5	21	45	1/2	31,5
20 5/16 1/4	5/16	1/4 NPTF	14	13	26	45	9/16	37,0
20 3/8 1/8	3/8	1/8 NPTF	16	8,5	24	52	11/16	50,1
20 3/8 1/4	3/8	1/4 NPTF	16	13	28,5	52	11/16	54,0
20 3/8 3/8	3/8	3/8 NPTF	16	13	28,5	52	11/16	55,0
20 3/8 1/2	3/8	1/2 NPTF	16	17	34	52	7/8	74,0
20 1/2 1/4	1/2	1/4 NPTF	20	13	32	57	13/16	85,9
20 1/2 3/8	1/2	3/8 NPTF	20	13	32	57	13/16	78,0
20 1/2 1/2	1/2	1/2 NPTF	20	17	36,5	57	7/8	93,5

PN 20-F

可调向内螺纹正T型三通接头

Swivelling T fitting, female

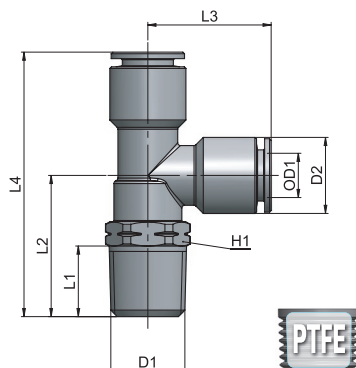


类型	OD1	D1	D2	L1	L2	L3	H1	g Δ
20 1/4 1/4 F	1/4	1/4 NPTF	12	11,5	23,5	44	11/16	38,8
20 3/8 1/4 F	3/8	1/4 NPTF	16	11,5	25,5	52	11/16	56,6
20 3/8 3/8 F	3/8	3/8 NPTF	16	12	25,5	52	13/16	-
20 1/2 3/8 F	1/2	3/8 NPTF	20	12	28	57	13/16	82,1
20 1/2 1/2 F	1/2	1/2 NPTF	20	13,5	31	57	1	100,7

PN 23

锥螺纹直T型三通接头

Lateral run T fitting, taper



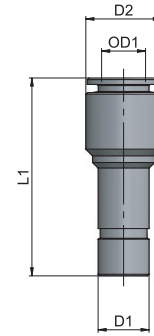
类型	OD1	D1	D2	L1	L2	L3	L4	H1	g Δ
23 1/8 1/8	1/8	1/8 NPTF	7	8,5	18,2	14	32,2	7/16	19,0
23 5/32 1/8	5/32	1/8 NPTF	9,1	8,5	21	19,5	40,5	1/2	23,0
23 5/32 1/4	5/32	1/4 NPTF	9,1	13	26	19,5	45,5	9/16	27,0
23 1/4 1/8	1/4	1/8 NPTF	12	8,5	21	22	43	1/2	25,5
23 1/4 1/4	1/4	1/4 NPTF	12	13	26	22	48	9/16	30,5
23 1/4 3/8	1/4	3/8 NPTF	12	13	26,5	22	48,5	11/16	37,5
23 5/16 1/8	5/16	1/8 NPTF	14	8,5	21	22,5	43,5	1/2	31,5
23 5/16 1/4	5/16	1/4 NPTF	14	13	26	22,5	48,5	9/16	37,5
23 3/8 1/4	3/8	1/4 NPTF	16	13	28,5	26	54,5	11/16	54,3
23 3/8 3/8	3/8	3/8 NPTF	16	13	28,5	26	54,5	11/16	55,0
23 3/8 1/2	3/8	1/2 NPTF	16	17	34	26	60	7/8	74,2
23 1/2 1/4	1/2	1/4 NPTF	20	13	32	28,5	60,5	13/16	86,5
23 1/2 3/8	1/2	3/8 NPTF	20	13	32	28,5	60,5	13/16	77,5
23 1/2 1/2	1/2	1/2 NPTF	20	17	36,5	28,5	65	7/8	90,0

PN 25

减径接头

Reducer

类型	OD1	D1	D2	L1	g Δ
25 1/8 5/32	1/8	5/32 NPTF	7	27,8	2,5
25 5/32 1/4	5/32	1/4 NPTF	9,5	31,5	7,5
25 1/4 5/16	1/4	5/16 NPTF	12	34,5	11,5
25 1/4 3/8	1/4	3/8 NPTF	12	34,5	13,5
25 1/4 1/2	1/4	1/2 NPTF	13	34,5	25,0
25 5/16 3/8	5/16	3/8 NPTF	14	36,5	15,5
25 3/8 1/2	3/8	1/2 NPTF	16	40	24,5

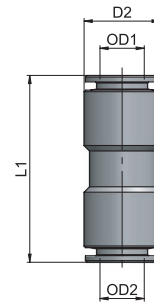


PN 26

对接接头

Union

类型	OD1	OD2	D2	L1	g Δ
26 1/8 1/8	1/8	1/8	7	22,6	3,4
26 5/32 5/32	5/32	5/32	9	28	7,5
26 1/4 1/4	1/4	1/4	12	33,6	12,9
26 5/16 5/16	5/16	5/16	14	34	18,0
26 3/8 1/4	3/8	1/4	16	36,6	20,4
26 3/8 3/8	3/8	3/8	16	38,6	25,0
26 1/2 3/8	1/2	3/8	20	40,3	34,3
26 1/2 1/2	1/2	1/2	20	41	40,9

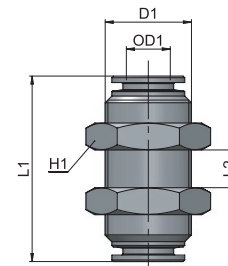


PN 27

穿板对接接头

Bulkhead union

类型	OD1	D1	L1	L2	H1	g Δ
27 1/8 1/8	1/8	M8x0,75	22,5	7,5	12	13,5
27 5/32 5/32	5/32	M12x1	28	9,5	16	23,0
27 1/4 1/4	1/4	M14x1	34	14,5	18	32,5
27 5/16 5/16	5/16	M16x1	34	15,5	20	39,0
27 3/8 3/8	3/8	M18x1	39	17,5	22	53,5
27 1/2 1/2	1/2	M22x1,5	41	18,5	26	73,9

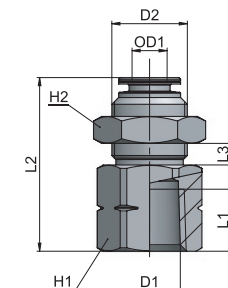


PN 27-F

内螺纹穿板接头

Bulkhead union female

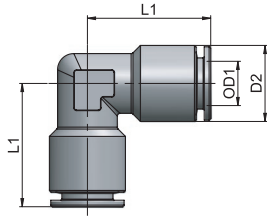
类型	OD1	D1	D2	L1	L2	L3	H1	H2	g Δ
27 5/32 1/4 F	5/32	1/4 NPTF	M12x1	11,5	29,5	7	11/16	16	-
27 1/4 1/8 F	1/4	1/8 NPTF	M14x1	8	27	8,5	11/16	18	33,4
27 1/4 1/4 F	1/4	1/4 NPTF	M14x1	11,5	32	8,5	11/16	18	36,3
27 3/8 1/4 F	3/8	1/4 NPTF	M18x1	11,5	34	10,5	7/8	22	65,1
27 3/8 3/8 F	3/8	3/8 NPTF	M18x1	12	35	10,5	7/8	22	58,8
27 3/8 1/2 F	3/8	1/2 NPTF	M18x1	13,5	38	10,5	1	22	72,2
27 1/2 3/8 F	1/2	3/8 NPTF	M22x1,5	12	36	12	1	26	84,3
27 1/2 1/2 F	1/2	1/2 NPTF	M22x1,5	13,5	39	12	1	26	80,5



AP 55
AR 63
AV 221
CO 157
CX 255
EV 217
GU 119
GU Safety 135
GX 281
GX Safety 291
HP 317
MA 27
MB 41
MC 83
MF 235
MM 333
MO 93
MP 323
MT 339
MV 171
MX 241
MY 229
OX 261
PA 113
PE 79
PM 329
PN 67
PT 347
PU 131
PU Safety 149
PUX 287
PV 203
PVX 311
PX 249
QO 363
RA 101
RF 269
RT 355
RX 275
Tools 369
Tubings 375
VF 295
VT 359
VX 299

PN 28

直角对接接头

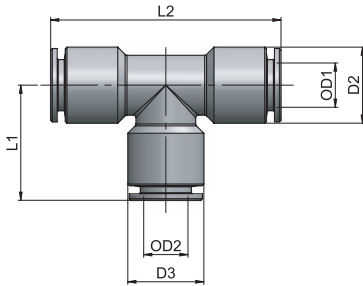


Union elbow

类型	OD1	D2	L1	g Δ
28 1/8 1/8	1/8	7	12,8	4,5
28 5/32 5/32	5/32	9	17,5	9,5
28 1/4 1/4	1/4	12	20,5	15,5
28 5/16 5/16	5/16	14	22,5	23,5
28 3/8 3/8	3/8	16	25	32,0
28 1/2 1/2	1/2	20	27	51,5

PN 29

正T型三通对接接头

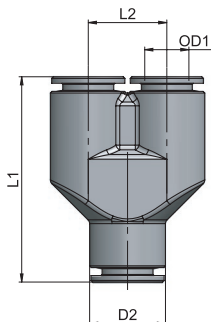


Union T

类型	OD1	OD2	D2	D3	L1	L2	g Δ
29 1/8 1/8	1/8	1/8	7	7	12,8	25,6	5,5
29 5/32 5/32	5/32	5/32	9	9	17,5	35	12,5
29 1/4 1/4	1/4	1/4	12	12	20	40	20,0
29 5/16 5/16	5/16	5/16	14	14	21	42	28,0
29 3/8 3/8	3/8	3/8	16	16	24,5	49	42,5
29 3/8 1/4	3/8	1/4	16	12	22,5	49	40,0
29 1/2 1/2	1/2	1/2	20	20	27	54	68,6
29 1/2 1/4	1/2	1/4	20	12	24,5	54	62,8
29 1/2 3/8	1/2	3/8	20	16	27	54	67,5

PN 37

Y型接头



Y fitting

类型	OD1	D2	L1	L2	g Δ
37 1/8 1/8	1/8	6,8	25	7,5	19,0
37 5/32 5/32	5/32	9	29,5	9,5	13,5
37 1/4 1/4	1/4	12	36,5	12,5	30,5
37 5/16 5/16	5/16	14	37,5	14,5	42,0
37 3/8 3/8	3/8	16	44,5	16,5	68,6

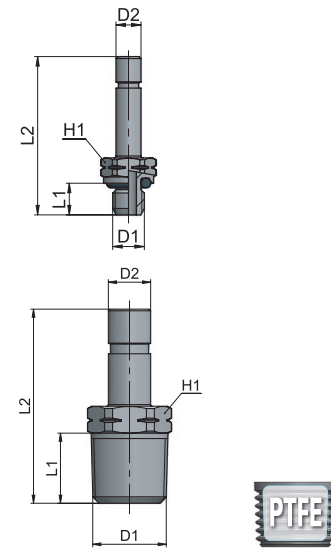
PN 38

螺纹型尾管接头

Stem adaptor

类型	D1	D2	L1	L2	H1	g Δ
38 5/32 10-32	10-32 UNF	5/32	5	25	5/16	2,5

类型	D1	D2	L1	L2	H1	g Δ
38 5/32 1/8	1/8 NPTF	5/32	8,5	29	7/16	7,0
38 5/32 1/4	1/4 NPTF	5/32	13	34	9/16	14,0
38 1/4 1/8	1/8 NPTF	1/4	8,5	31	7/16	8,5
38 1/4 1/4	1/4 NPTF	1/4	13	36	9/16	15,0
38 5/16 1/8	1/8 NPTF	5/16	8,5	31	7/16	9,0
38 5/16 1/4	1/4 NPTF	5/16	13	36	9/16	15,5
38 3/8 1/4	1/4 NPTF	3/8	13	38	9/16	16,5
38 3/8 3/8	3/8 NPTF	3/8	13	38,5	11/16	23,0
38 1/2 3/8	3/8 NPTF	1/2	13	41,5	11/16	25,5
38 1/2 1/2	1/2 NPTF	1/2	17	46,5	7/8	43,0

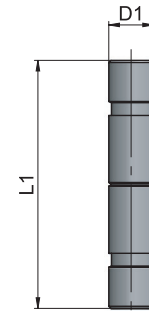


PN 39

接头连接杆

Extension piece

类型	D1	L1	g Δ
39 5/32 5/32	5/32 NPTF	30	2,8
39 1/4 1/4	1/4 NPTF	35	5,0
39 5/16 5/16	5/16 NPTF	35	5,5
39 3/8 3/8	3/8 NPTF	40	8,5
39 1/2 1/2	1/2 NPTF	44	14,0

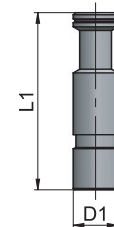


PN 40

堵头

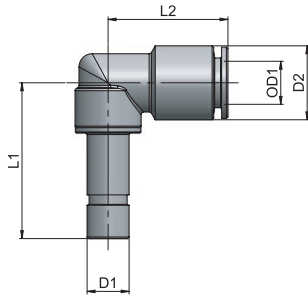
Plug


类型	D1	L1	g Δ
40 1/8 1/8	1/8 NPTF	20	1,3
40 5/32 5/32	5/32 NPTF	25	2,5
40 1/4 1/4	1/4 NPTF	25	4,5
40 5/16 5/16	5/16 NPTF	30	12,5
40 3/8 3/8	3/8 NPTF	35	11,2
40 1/2 1/2	1/2 NPTF	40	42,0



PN LINE

AP	55
AR	63
AV	221
CO	157
CX	255
EV	217
GU	119
GU Safety	135
GX	281
GX Safety	291
HP	317
MA	27
MB	41
MC	83
MF	235
MM	333
MO	93
MP	323
MT	339
MV	171
MX	241
MY	229
OX	261
PA	113
PE	79
PM	329
PN	67
PT	347
PU	131
PU Safety	149
PUX	287
PV	203
PVX	311
PX	249
QO	363
RA	101
RF	269
RT	355
RX	275
Tools	369
Tubings	375
VF	295
VT	359
VX	299



类型	OD1	D1	D2	L1	L2	g 
43 5/32 00	5/32	5/32 NPTF	9,1	25,7	19,5	13,9
43 1/4 00	1/4	1/4 NPTF	12	29,7	22	17,6
43 5/16 00	5/16	5/16 NPTF	14	29,5	22,5	20,5
43 3/8 00	3/8	3/8 NPTF	16	33,5	26	30,5

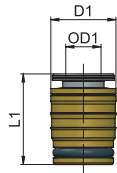
PN 10

埋入式接头

PN10埋入接头的优良结构设计，使得同一规格接头能够同时适用于塑料，铝和黄铜等不同基座材质。

Press-in cartridge

The new construction features of the cartridge PN10 allow for one single cartridge version to be assembled in plastic, aluminium as well as brass bodies.



类型	OD1	D1	L1	g ΔΔ
10 5/32 00	5/32	9,3	14,5	3,6
10 1/4 00	1/4	12	16,5	6,0
10 5/16 00	5/16	13,7	17	7,9
10 3/8 00	3/8	15,3	19	-

钻孔示意图

1 按照提供的说明和钻孔方法来加工埋入孔

2 手动将接头按压入埋入孔，再使用埋入工具进行压装，直至底部，这样就确保了正确安装

可根据要求提供“钻孔和安装工具”

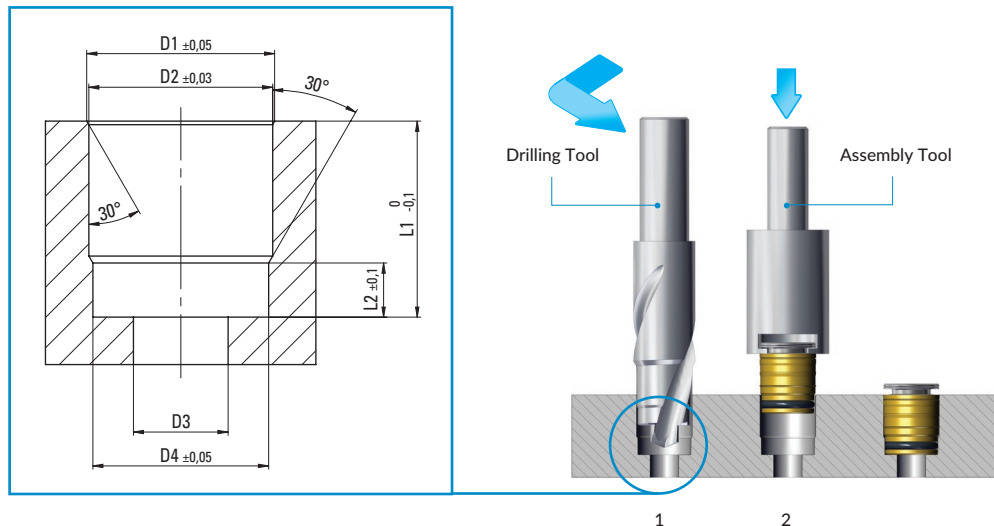
Cartridge seat drilling plan


1 Drill the cartridge seat, following the instructions given.

2 Manually press the cartridge into the seat and by means of the Assembly tool push it all the way down until it bottoms; this will guarantee the proper cartridge assembly.

Drilling and Assembly Tool "available upon request."

OD管径	D1	D2	D3	D4	L1	L2
5/32	9,5	9,2	3	8,6	12	3,2
1/4	12,2	11,9	5,5	11,3	14	4
5/16	13,9	13,6	7	13	14,5	4
3/8	15,5	15,2	8,5	14,6	16	4





cmatic