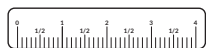




INCH



PX LINE



CN

EN

英制/NPT 316L不锈钢快插接头

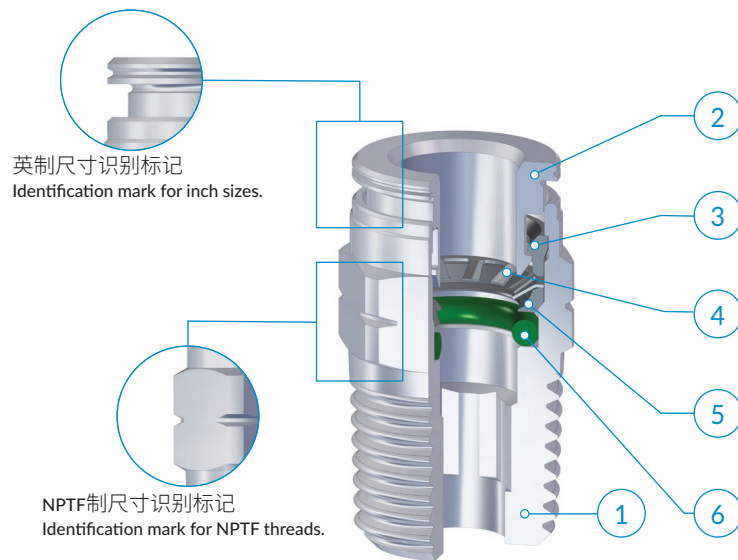
PX系列快插式管接头采用英制尺寸及NPT螺纹设计，完全由AISI 316L (1.4404) 不锈钢制成，是强腐蚀性环境与高温额定应用场景的理想解决方案。

316L Stainless Steel Push-in Fittings, Inch/NPT

The push-in fittings of the PX line, available in inch sizes and NPT threads, are entirely made of AISI 316L (1,4404) and they are the perfect solution for highly aggressive environments and high temperature rated applications.

PX Line

- | | | | | | |
|--|-------------------------------|--|---|--|---|
| <p>1 本体
Body</p> <p>316L (1.4404) 不锈钢
Stainless steel AISI 316L (1.4404)</p> | <p>2 释放环
Release ring</p> | <p>3 卡爪
Gripping ring</p> <p>AISI 301 不锈钢
Stainless steel AISI 301</p> | <p>4 支撑环
Holding ring</p> <p>316L (1.4404) 不锈钢
Stainless steel AISI 316L (1.4404)</p> | <p>5 保护环
Protection ring</p> <p>316L (1.4404) 不锈钢
Stainless steel AISI 316L (1.4404)</p> | <p>6 密封
Seals</p> <p>满足FDA规范的FPM
FPM, FDA compliant</p> |
|--|-------------------------------|--|---|--|---|



	1/8 NPTF	1/4 NPTF	3/8 NPTF	1/2 NPTF
5/32	●			
1/4	●	●		
5/16		●		
3/8		●	●	
1/2			●	●

建议的连接管路:

PVDF管、PTFE管、Inox不锈钢管 (关于硬质管路的使用, 参见安装说明部分)

可接受的管路公差:

+/- 0.07 mm, 最大直径Ø 3/8"
+/- 0.1mm, 直径Ø 1/2".

应用领域:

气动、食品、化学、医疗制药行业。

Recommended tubings:

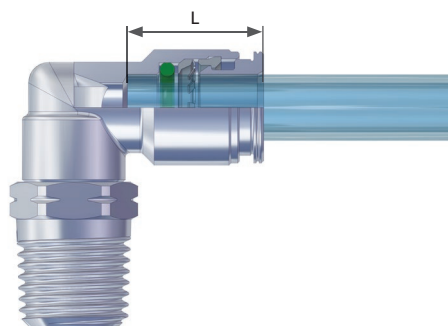
PVDF, PTFE and Stainless steel tubes (for rigid hose assembly see the instructions above)

Acceptable Tolerances on the tubings:

+/- 0.07 mm up to Ø 3/8"
+/- 0.1 mm Ø 1/2"

Application fields:

Pneumatics, Food Industry, Chemical, Medical and Pharmaceutical Industry



OD	L
5/32	13,2
1/4	16,1
5/16	16,2
3/8	18,3
1/2	19,5

安装说明

ASSEMBLY INSTRUCTIONS

1

沿管路垂直切割 (使用TCUT切管刀),确认内外管壁没有毛刺,同时注意避免管路截面呈椭圆形。

1

Cut the tube square (by means of a hose cutter i.e. our TCUT) making sure that no burrs are left and that the tube is not oval.

2

将管路插入接头,到底为止。

2


Insert the tube into the fitting until it bottoms.

拔出管路:

垂直按压释放环,同时拔出管路即可。

Tube release

While pressing on the release ring, pull out the tube from the fitting.



完成连接后,请确保管路上不承受外力;此外,请确保管路连接的最小弯曲半径符合本样册第376页之规定。为了避免管路意外松脱,任何物体均不要接触释放环。作用在释放环上任何外力,包括侧向力,均可能导致管路意外松脱。螺纹拧紧时,请参考第10页列出的建议扭矩。

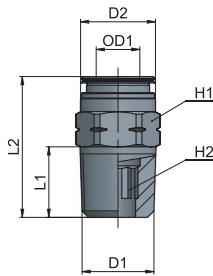


Once the tubing is connected to the fitting, make sure that the tubing is not subject to any tensile strength and that the min. recommended bending radius stated in the tubing section of this catalogue is complied with (see page 376). To prevent any accidental tube release, no components have to come in touch with the release ring and exercise any unwanted pressure on the same. Indeed however lateral, any load on the release ring may cause the tube disconnection. To tighten threads, please check out our tightening torque chart illustrated at page 10.

PX 11

外锥螺纹直接头

Taper straight, male

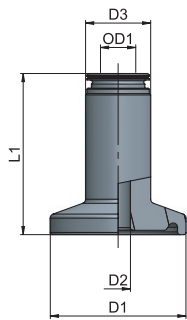


类型	OD1	D1	D2	L1	L2	H1	H2	g Δ
11 5/32 1/8	5/32	1/8 NPTF	9,5	8,5	19,5	12	1/8	9,8
11 1/4 1/8	1/4	1/8 NPTF	12	8,5	22	13	5/32	10,9
11 1/4 1/4	1/4	1/4 NPTF	12	13	24,5	14	5/32	18,2
11 5/16 1/4	5/16	1/4 NPTF	14	13	25,5	14	1/4	16,2
11 3/8 1/4	3/8	1/4 NPTF	16	13	32	17	1/4	26,2
11 3/8 3/8	3/8	3/8 NPTF	16	13	25,5	18	5/16	25,9
11 1/2 3/8	1/2	3/8 NPTF	20	13	29,5	21	3/8	31,9
11 1/2 1/2	1/2	1/2 NPTF	20	17	30,5	22	3/8	46,5

PX 11 XT

快插卡箍接头

Clamp to push-in fitting



类型	OD1	D1	D2	D3	L1	g Δ
11 1/4 XT D25	1/4	25	4,55	12	29,5	-
11 1/4 XT D50,4	1/4	50,4	4,55	12	29,5	-
11 3/8 XT D25	3/8	25	7,75	16	30	-
11 3/8 XT D50,4	3/8	50,4	7,75	16	30	-

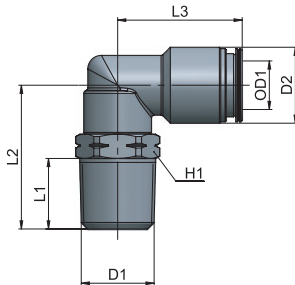


卡箍表面处理等级: SF1级
Surface finishing of the Clamp side: SF1 Class

PX 15

可调向锥外螺纹弯管接头

Taper swivelling elbow fitting, male

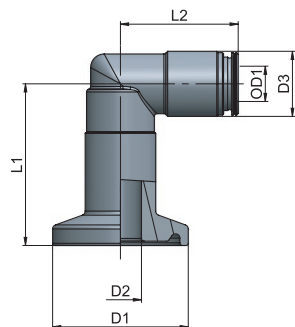


类型	OD1	D1	D2	L1	L2	L3	H1	g Δ
15 5/32 1/8	5/32	1/8 NPTF	9	8,5	19	17,5	12	12,6
15 1/4 1/8	1/4	1/8 NPTF	12	8,5	21	21,5	13	21,0
15 1/4 1/4	1/4	1/4 NPTF	12	13	26	21,5	14	25,3
15 5/16 1/4	5/16	1/4 NPTF	14	13	26,5	22,5	14	27,3
15 3/8 1/4	3/8	1/4 NPTF	16	13	29,4	25,5	17	41,2
15 3/8 3/8	3/8	3/8 NPTF	16	13	29,4	25,5	18	43,0
15 1/2 3/8	1/2	3/8 NPTF	20	13	32,5	28	21	67,6
15 1/2 1/2	1/2	1/2 NPTF	20	17	37	28	22	77,1

PX 15 XT

直角快插卡箍接头

Clamp to push-in 90° fitting



类型	OD1	D1	D2	D3	L1	L2	g Δ
15 1/4 XT D25	1/4	25	7,75	12	29,8	21,5	-
15 1/4 XT D50,4	1/4	50,4	7,75	12	29,8	21,5	-
15 3/8 XT D25	3/8	25	7,75	16	31,8	26	-
15 3/8 XT D50,4	3/8	50,4	7,75	16	31,8	26	-



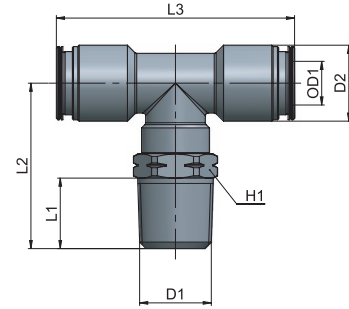
卡箍表面处理等级: SF1级
Surface finishing of the Clamp side: SF1 Class

PX 20

可调向锥螺纹正T型三通接头

Swivelling T fitting, taper

类型	OD1	D1	D2	L1	L2	L3	H1	g
20 5/32 1/8	5/32	1/8 NPTF	9,5	8,5	22,5	35	12	18,6
20 1/4 1/8	1/4	1/8 NPTF	12	8,5	21,5	43	13	29,3
20 1/4 1/4	1/4	1/4 NPTF	12	13	26,5	43	14	33,8
20 5/16 1/4	5/16	1/4 NPTF	14	13	30,5	43	14	37,2
20 3/8 1/4	3/8	1/4 NPTF	16	13	32	51	17	64,4
20 3/8 3/8	3/8	3/8 NPTF	16	13	32	51	18	66,6

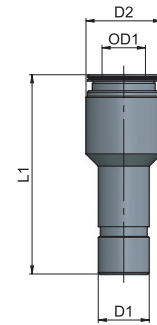


PX 25

减径接头

Reducer

类型	OD1	D1	D2	L1	g
25 5/32 1/4	5/32	1/4	9,5	31,5	7,7
25 1/4 5/16	1/4	5/16	12	34,5	11,7
25 1/4 3/8	1/4	3/8	12	34,5	13,8
25 5/16 3/8	5/16	3/8	14	36,5	15,4

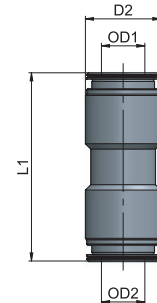


PX 26

对接接头

Union

类型	OD1	OD2	D2	L1	g
26 5/32 5/32	5/32	5/32	9,5	28	8,8
26 1/4 1/4	1/4	1/4	12	33,6	14,7
26 5/16 5/16	5/16	5/16	14	34	19,7
26 3/8 3/8	3/8	3/8	16	38,6	26,8
26 1/2 1/2	1/2	1/2	20	41	44,0

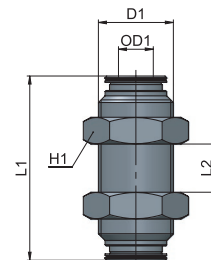


PX 27

穿板对接接头

Bulkhead union

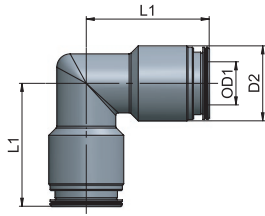
类型	OD1	D1	L1	L2	H1	g
27 5/32 5/32	5/32	M12x1	28	11,5	16	19,8
27 1/4 1/4	1/4	M14x1	34	14,5	17	29,6
27 5/16 5/16	5/16	M16x1	34	15,5	19	36,2
27 3/8 3/8	3/8	M18x1	39	17,5	21	50,0
27 1/2 1/2	1/2	M22x1,5	41	18,5	26	74,8



AP	55
AR	63
AV	221
CO	157
CX	255
EV	217
GU	119
GU Safety	135
GX	281
GX Safety	291
HP	317
MA	27
MB	41
MC	83
MF	235
MM	333
MO	93
MP	323
MT	339
MV	171
MX	241
MY	229
OX	261
PA	113
PE	79
PM	329
PN	67
PT	347
PU	131
PU Safety	149
PUX	287
PV	203
PVX	311
PX	249
QO	363
RA	101
RF	269
RT	355
RX	275
Tools	369
Tubings	375
VF	295
VT	359
VX	299

PX 28

直角对接接头

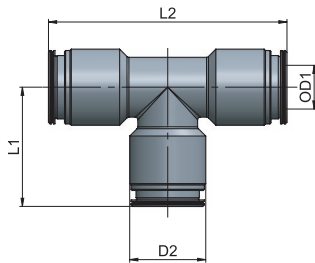


Union elbow

类型	OD1	D2	L1	g Δ
28 5/32 5/32	5/32	9,5	17,5	12,7
28 1/4 1/4	1/4	12	21	16,9
28 5/16 5/16	5/16	14	22,5	24,7
28 3/8 3/8	3/8	16	25,5	43,5
28 1/2 1/2	1/2	20	27,5	51,0

PX 29

正T型三通对接接头



Union T

类型	OD1	D2	L1	L2	g Δ
29 5/32 5/32	5/32	9,5	17,5	35	16,0
29 1/4 1/4	1/4	12	21	42	28,1
29 5/16 5/16	5/16	14	21,5	43	33,0
29 3/8 3/8	3/8	16	25	50	57,8
29 1/2 1/2	1/2	20	27,5	55	70,0