

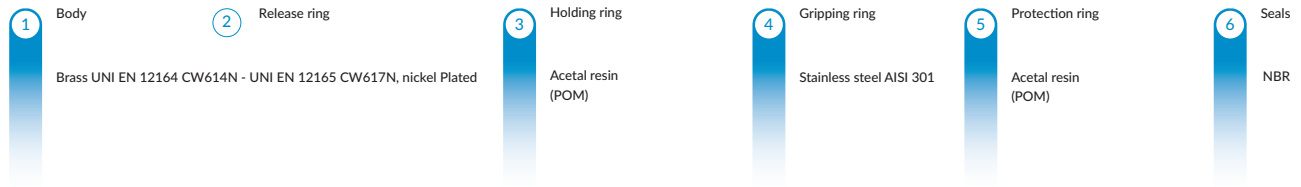
PE LINE



Easythread Push-in Fittings, "Uni" thread

Push-in fittings featured by the so called "easyThread" and made according to Cmatic Standards. This thread feature allows for connections with different threads standards (NPTF, BSPP, BSPT) and leads to greater operational flexibility and inventory cost reduction.

PE Line



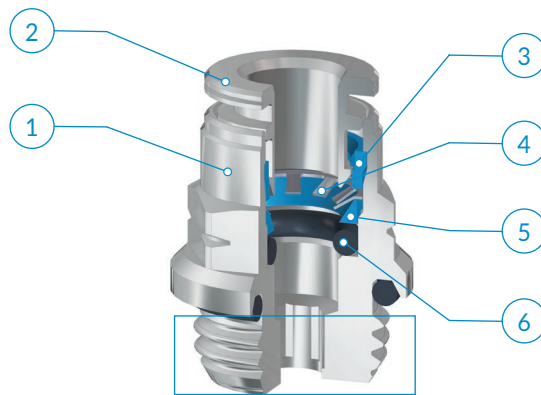
-4° ÷ 176°F



Max 290 PSI

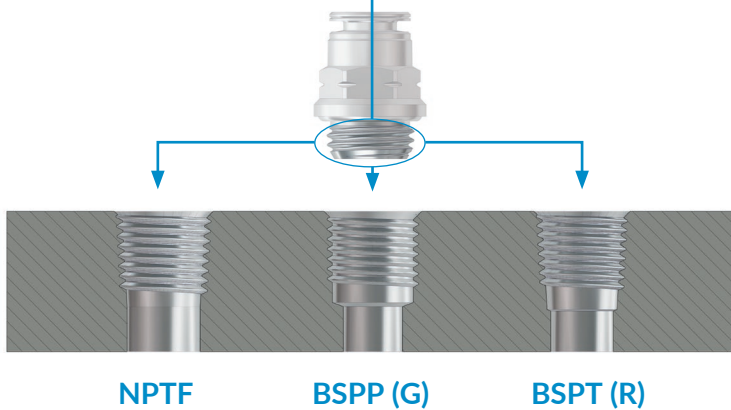


-29" Hg



	Easy 1/8	Easy 1/4	Easy 3/8	Easy 1/2
1/4	●	●		
3/8		●	●	
1/2			●	●
6	●	●		
8		●		
10		●	●	
12			●	●

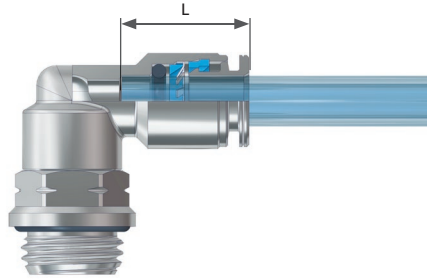
EasyThread



Recommended tubings:
PA11, PA12, PA6, Polyethylene PE,
Polyurethane PU (98 Shore A).

Acceptable Tolerances on the tubings:
+/- .003"-0,07 mm up to Ø 3/8" - 10 mm
+/- .004"-0,1 mm Ø 1/2" - 12 mm.

Application fields:
Pneumatic circuits.



OD	L
1/4	.634
3/8	.720
1/2	.767
6	.236
8	.315
10	.395
12	.472

i ASSEMBLY INSTRUCTIONS

1


Cut the tube square (by means of a hose cutter i.e. our TCUT) making sure that no burrs are left and that the tube is not oval. In case of use with metal hoses, make a groove all around the tube diameter with a suitable tool (TINC). The groove must be made according to the tube diameter so that the fitting collect can better grip onto it.

2

Insert the tube into the fitting until it bottoms.

Tube release

While pressing on the release ring, pull out the tube from the fitting.



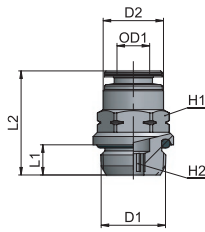
Once the tubing is connected to the fitting, make sure that the tubing is not subject to any tensile strength and that the min. recommended bending radius stated in the tubing section of this catalogue is complied with (see page 136).

To prevent any accidental tube release, no components have to come in touch with the release ring and exercise any unwanted pressure on the same. Indeed however lateral, any load on the release ring may cause the tube disconnection.

To tighten threads, please check out our tightening torque chart illustrated at page 6.

PE 12

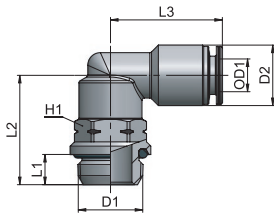
"EasyThread" straight, male



Type	OD1	D1	D2	L1	L2	H1	H2	oz
12 1/4 1/8	1/4	Easy 1/8	.472	.177	.807	1/2	5/32	.331
12 1/4 1/4	1/4	Easy 1/4	.472	.236	.807	1/2	5/32	.452
12 3/8 1/4	3/8	Easy 1/4	.618	.236	1.043	5/8	1/4	.695
12 3/8 3/8	3/8	Easy 3/8	.618	.236	.984	5/8	1/4	.851
12 1/2 3/8	1/2	Easy 3/8	.787	.236	1.102	13/16	13/32	1.135
12 1/2 1/2	1/2	Easy 1/2	.787	.335	1.043	13/16	13/32	1.256
12 06 1/8	6	Easy 1/8	.461	.177	.768	.472	.157	.327
12 06 1/4	6	Easy 1/4	.461	.236	.768	.472	.157	.426
12 08 1/4	8	Easy 1/4	.539	.236	.846	.551	.236	.495
12 10 1/4	10	Easy 1/4	.622	.236	1.063	.591	.315	.568
12 10 3/8	10	Easy 3/8	.622	.236	.945	.630	.315	.717
12 12 3/8	12	Easy 3/8	.740	.236	1.083	.748	.394	.985
12 12 1/2	12	Easy 1/2	.740	.335	1.043	.748	.394	1.242

PE 16

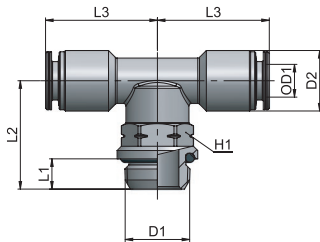
"EasyThread" swivelling elbow fitting, male



Type	OD1	D1	D2	L1	L2	L3	H1	oz
16 1/4 1/8	1/4	Easy 1/8	.472	.177	.717	.866	1/2	.638
16 1/4 1/4	1/4	Easy 1/4	.472	.236	.854	.866	1/2	.739
16 3/8 1/4	3/8	Easy 1/4	.630	.236	.866	1.024	5/8	1.180
16 3/8 3/8	3/8	Easy 3/8	.630	.236	.984	1.024	5/8	1.356
16 1/2 3/8	1/2	Easy 3/8	.787	.236	1.004	1.122	13/16	2.038
16 1/2 1/2	1/2	Easy 1/2	.787	.335	1.280	1.122	13/16	2.452
16 06 1/8	6	Easy 1/8	.472	.177	.717	.866	1/2	.646
16 06 1/4	6	Easy 1/4	.472	.236	.854	.866	1/2	.762
16 08 1/4	8	Easy 1/4	.551	.236	.846	.886	1/2	.875
16 10 1/4	10	Easy 1/4	.630	.236	.866	1.024	5/8	1.119
16 10 3/8	10	Easy 3/8	.630	.236	.984	1.024	5/8	1.295
16 12 3/8	12	Easy 3/8	.748	.236	1.004	1.122	13/16	1.976
16 12 1/2	12	Easy 1/2	.748	.335	1.280	1.122	13/16	2.434

PE 21

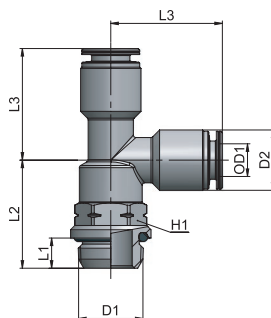
"EasyThread" swivelling T fitting



Type	OD1	D1	D2	L1	L2	L3	H1	oz
21 1/4 1/8	1/4	Easy 1/8	.472	.177	.709	.866	1/2	.858
21 1/4 1/4	1/4	Easy 1/4	.472	.236	.846	.866	1/2	.960
21 3/8 1/4	3/8	Easy 1/4	.630	.236	.866	1.024	5/8	1.621
21 3/8 3/8	3/8	Easy 3/8	.630	.236	.984	1.024	5/8	1.785
21 1/2 3/8	1/2	Easy 3/8	.787	.236	1.004	1.122	13/16	2.648
21 1/2 1/2	1/2	Easy 1/2	.787	.335	1.280	1.122	13/16	3.067
21 06 1/8	6	Easy 1/8	.472	.177	.709	.866	1/2	.878
21 06 1/4	6	Easy 1/4	.472	.236	.846	.866	1/2	.983
21 08 1/4	8	Easy 1/4	.551	.236	.846	.886	1/2	1.177
21 10 1/4	10	Easy 1/4	.630	.236	.866	1.024	5/8	1.526
21 10 3/8	10	Easy 3/8	.630	.236	.984	1.024	5/8	1.714
21 12 3/8	12	Easy 3/8	.748	.236	1.004	1.122	13/16	2.611
21 12 1/2	12	Easy 1/2	.748	.335	1.280	1.122	13/16	3.060

PE 24

"EasyThread" lateral run T fitting



Type	OD1	D1	D2	L1	L2	L3	H1	oz
24 1/4 1/8	1/4	Easy 1/8	.472	.177	.717	.866	1/2	.881
24 1/4 1/4	1/4	Easy 1/4	.472	.236	.854	.866	1/2	.981
24 3/8 1/4	3/8	Easy 1/4	.630	.236	.866	1.024	5/8	1.593
24 3/8 3/8	3/8	Easy 3/8	.630	.236	.984	1.024	5/8	1.791
24 1/2 3/8	1/2	Easy 3/8	.787	.236	1.004	1.122	13/16	2.581
24 1/2 1/2	1/2	Easy 1/2	.787	.335	1.280	1.122	13/16	2.100
24 06 1/8	6	Easy 1/8	.472	.177	.709	.866	1/2	.923
24 06 1/4	6	Easy 1/4	.472	.236	.846	.866	1/2	1.030
24 08 1/4	8	Easy 1/4	.551	.236	.846	.886	1/2	1.168
24 10 1/4	10	Easy 1/4	.630	.236	.866	1.024	5/8	1.534
24 10 3/8	10	Easy 3/8	.630	.236	.984	1.024	5/8	1.711
24 12 3/8	12	Easy 3/8	.748	.236	1.004	1.122	13/16	2.225
24 12 1/2	12	Easy 1/2	.748	.335	1.280	1.122	13/16	2.680