

PU LINE



NPTF Couplings

Electrolytic Nickel-plated brass quick couplings available with NPTF threads.

PU 10

Multi socket quick coupling

1 Body
Brass UNI EN 12164 CW614N, nickel plated

2 Balls
Stainless steel AISI 420

3 Seals
NBR

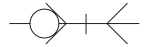
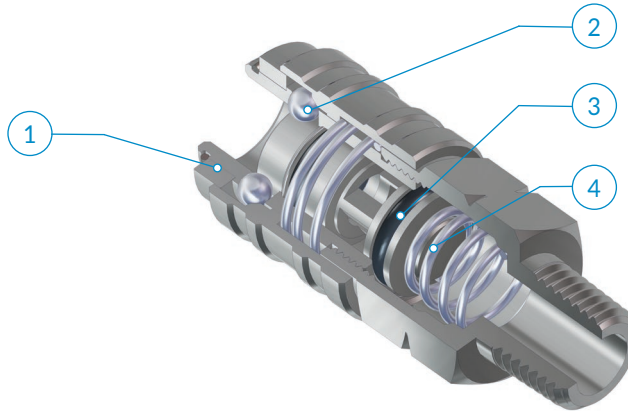
4 Springs
Stainless steel AISI 302



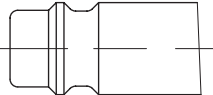
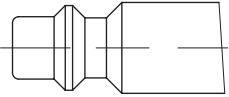
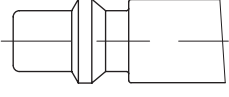
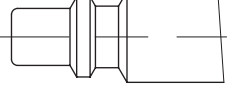
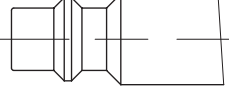

-4° ÷ 176°F



0 ÷ 218 PSI




Application fields:
Pneumatic circuits

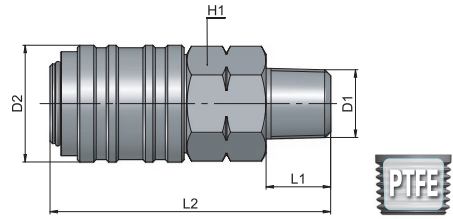
Suitable with following plugs profiles		Flow rate at 87 PSI $\Delta p = 14.5$
	European Profile	29 CFM
	ISO 6150 B Profile	25 CFM
	Standard Swedish Profile	26 CFM
	Standard Italian Profile	24 CFM
	MIL C4109 Profile	25 CFM
	ARO 210 Profile	25 CFM

Scale 1:1

PU 10-11


Male coupling

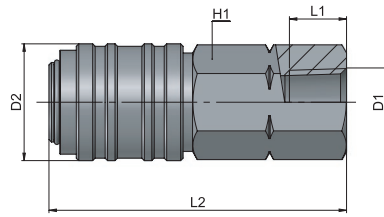
Type	D1	D2	L1	L2	H1	oz 
11 00 1/4	1/4 NPTF	.925	.512	2.224	.787	3.208
11 00 3/8	3/8 NPTF	.925	.512	2.224	.787	3.501
11 00 1/2	1/2 NPTF	.925	.669	2.343	.945	4.557



PU 10-12

Female coupling

Type	D1	D2	L1	L2	H1	oz 
12 00 1/4	1/4 NPTF	.925	.492	2.303	.787	3.986
12 00 3/8	3/8 NPTF	.925	.492	2.303	.787	3.669
12 00 1/2	1/2 NPTF	.925	.531	2.441	.945	4.956



- CO 67
- MA 31
- MM 115
- PA 49
- PE 45
- PM 111
- PN 19
- PT 121
- PU 55
- PU Safety 59
- PUX 101
- PV 81
- PVX 105
- PX 95
- Tool 129
- Tubings 135

Type

Profiles

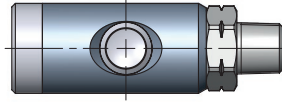


Pag ref.

PU42

Industrial 1/4"
ISO 6150 B-12
US MIL4109

1/4"



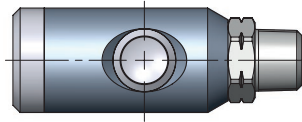
NPTF

60

PU44

Industrial 3/8"
ISO 6150 B-15

3/8"



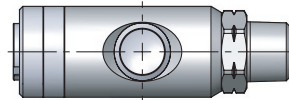
NPTF

62

PU45

1/4" ARO 210
Interchange

1/4"



NPTF

64