



PUX LINE

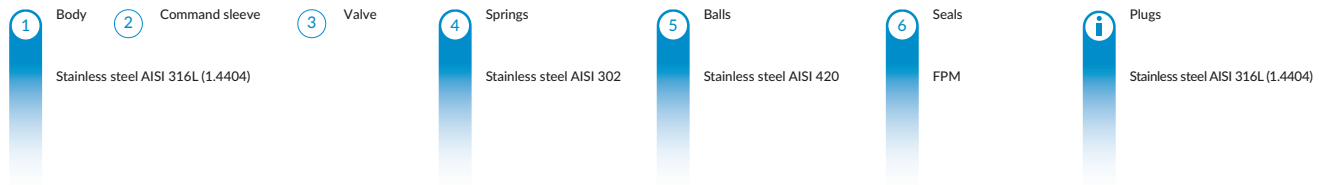


316L Stainless Steel Couplings, NPTF

Stainless steel quick couplings available with NPTF threads.

PUX 10

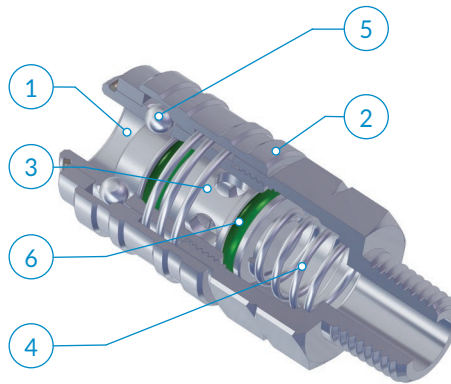
Stainless steel multi socket quick coupling



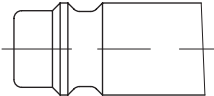
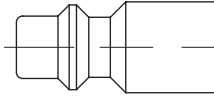
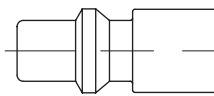
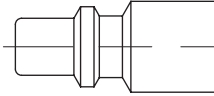
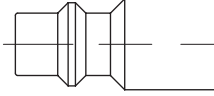

-4° ÷ 302°F



0 ÷ 218 PSI




Application fields:
Pneumatic circuits

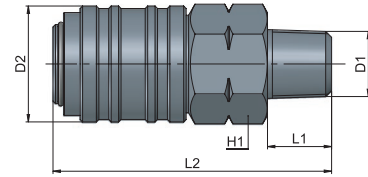
Suitable with following plugs profiles		Flow rate at 87 PSI Δp = 14.5
	European Profile	29 CFM
	ISO 6150 B Profile	25 CFM
	Standard Swedisch Profile	26 CFM
	Standard Italian Profile	24 CFM
	MIL C4109 Profile	25 CFM
	ARO 210 Profile	25 CFM

Scale 1:1

PUX 10-11

Male coupling


Type	D1	D2	L1	L2	H1	oz 
11 00 1/4	1/4 NPTF	.925	.512	2.224	.827	3.187
11 00 3/8	3/8 NPTF	.925	.512	2.185	.827	3.240

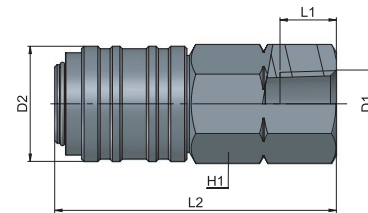


CO 67
 MA 31
 MM 115
 PA 49
 PE 45
 PM 111
 PN 19
 PT 121
 PU 55
 PU Safety 59
 PUX 101
 PV 81
 PVX 105
 PX 95
 Tool 129
 Tubings 135

PUX 10-12


Female coupling

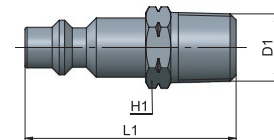
Type	D1	D2	L1	L2	H1	oz 
12 00 1/4	1/4 NPTF	.925	.492	2.264	.827	-
12 00 3/8	3/8 NPTF	.925	.492	2.303	.827	-



PUX 10-20


Male plug according to ISO6150 B-12 profile

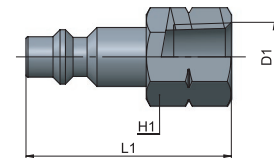
Type	D1	L1	H1	oz 
20 00 1/4	1/4 NPTF	1.654	.551	.822
20 00 3/8	3/8 NPTF	1.654	.709	-



PUX 10-21

Female plug according to ISO6150 B-12 profile

Type	D1	L1	H1	oz 
21 00 1/4	1/4 NPTF	1.614	.669	-
21 00 3/8	3/8 NPTF	1.654	.827	1.448



cmatic
P
N
W
U
M
A
T
I
E
F
U
N
D
A
M
E
N
T
A
L

cmatic