



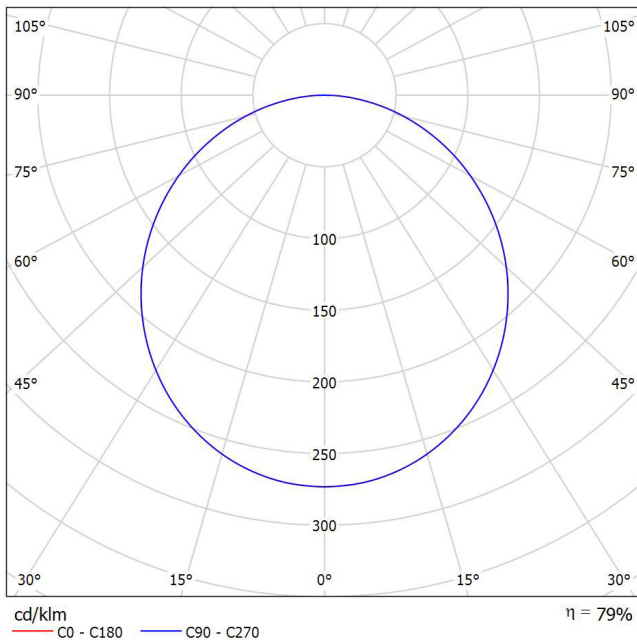
BuzziMoon LED 3000K 700mA Diffuse

See our catalog for an image of the luminaire

Luminaire Data Sheet

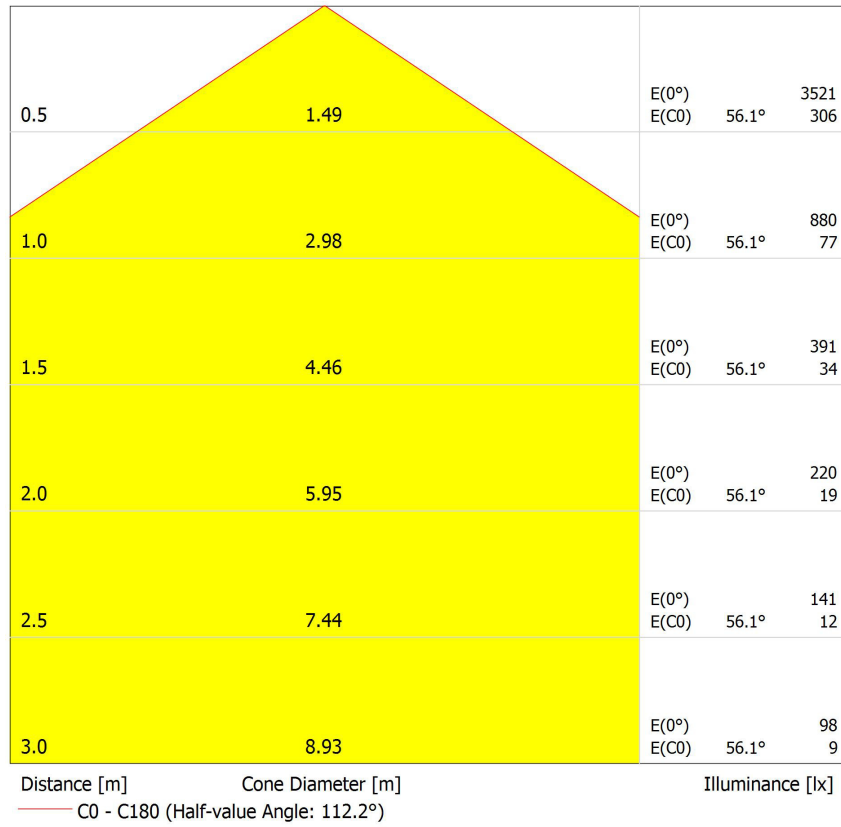
Luminaire classification according to CIE: 100
CIE flux code: 46 77 95 100 79

BuzziMoon luminous emittance 1:



Glare Evaluation According to UGR											
ρ Ceiling		70	70	50	50	30	70	70	50	50	30
ρ Walls		50	30	50	30	30	50	30	50	30	30
ρ Floor		20	20	20	20	20	20	20	20	20	20
Room Size	X Y	Viewing direction at right angles to lamp axis					Viewing direction parallel to lamp axis				
2H	2H	18.4	19.7	18.7	19.9	20.2	18.4	19.7	18.7	19.9	20.2
	3H	20.0	21.3	20.4	21.5	21.8	20.0	21.3	20.4	21.5	21.8
	4H	20.7	21.9	21.1	22.2	22.5	20.7	21.9	21.1	22.2	22.5
	6H	21.3	22.4	21.7	22.7	23.0	21.3	22.4	21.7	22.7	23.0
4H	8H	21.5	22.6	21.9	22.9	23.2	21.5	22.6	21.9	22.9	23.2
	12H	21.7	22.7	22.0	23.0	23.3	21.7	22.7	22.0	23.0	23.3
	2H	19.1	20.2	19.4	20.5	20.8	19.1	20.2	19.4	20.5	20.8
	3H	20.9	21.9	21.3	22.3	22.6	20.9	21.9	21.3	22.3	22.6
8H	4H	21.8	22.7	22.2	23.0	23.4	21.8	22.7	22.2	23.0	23.4
	6H	22.5	23.3	22.9	23.7	24.1	22.5	23.3	22.9	23.7	24.1
	8H	22.8	23.5	23.2	23.9	24.3	22.8	23.5	23.2	23.9	24.3
	12H	23.0	23.6	23.4	24.0	24.5	23.0	23.6	23.4	24.0	24.5
12H	4H	22.2	22.9	22.6	23.3	23.7	22.2	22.9	22.6	23.3	23.7
	6H	23.0	23.6	23.5	24.0	24.5	23.0	23.6	23.5	24.0	24.5
	8H	23.4	23.9	23.9	24.3	24.8	23.4	23.9	23.9	24.3	24.8
	12H	23.7	24.1	24.2	24.6	25.1	23.7	24.1	24.2	24.6	25.1
Variation of the observer position for the luminaire distances S											
S = 1.0H		+0.1 / -0.1					+0.1 / -0.1				
S = 1.5H		+0.2 / -0.3					+0.2 / -0.3				
S = 2.0H		+0.3 / -0.6					+0.3 / -0.6				
Standard table		BK07					BK07				
Correction Summand		5.7					5.7				
Corrected Glare Indices referring to 322lm Total Luminous Flux											

Cone Diagram



BuzziMoon

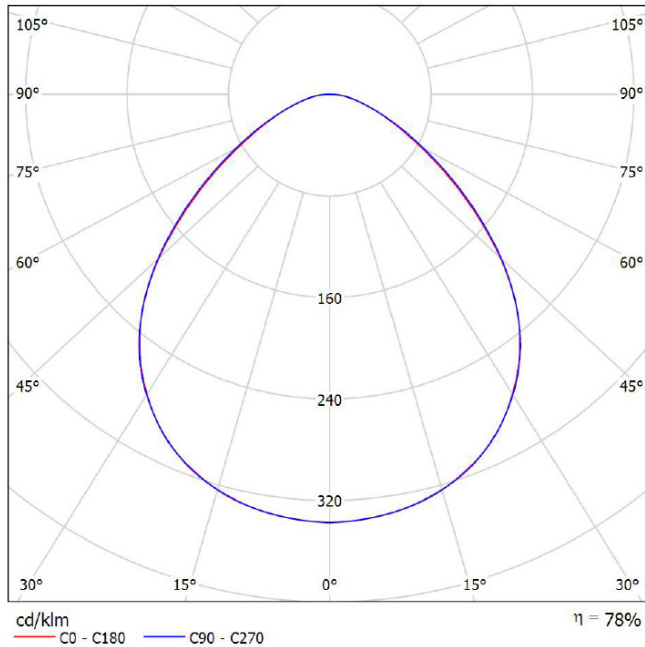
LED 3000K 700mA Prisma

See our catalog for an image of the luminaire

Luminaire Data Sheet

Luminaire classification according to CIE: 100
 CIE flux code: 57 87 97 100 78

BuzziMoon luminous emittance 1:



Glare Evaluation According to UGR												
ρ Ceiling	70	70	50	50	30	70	70	50	50	30		
ρ Walls	50	30	50	30	30	50	30	50	30	30		
ρ Floor	20	20	20	20	20	20	20	20	20	20		
Room Size	X	Y	Viewing direction at right angles to lamp axis				Viewing direction parallel to lamp axis					
2H	2H		17.3	18.5	17.6	18.7	18.9	17.3	18.5	17.6	18.7	18.9
	3H		18.0	19.1	18.3	19.3	19.6	18.0	19.1	18.3	19.3	19.6
	4H		18.3	19.3	18.6	19.5	19.8	18.3	19.3	18.6	19.6	19.8
	6H		18.5	19.4	18.8	19.7	20.0	18.5	19.4	18.9	19.7	20.0
	8H		18.6	19.5	18.9	19.8	20.1	18.6	19.5	19.0	19.8	20.1
4H	12H		18.6	19.5	19.0	19.8	20.1	18.7	19.5	19.0	19.8	20.2
	2H		17.6	18.6	18.0	18.9	19.2	17.7	18.7	18.0	18.9	19.2
	3H		18.5	19.4	18.9	19.7	20.0	18.5	19.4	18.9	19.7	20.0
	4H		18.9	19.7	19.3	20.0	20.4	18.9	19.7	19.3	20.0	20.4
	6H		19.3	19.9	19.7	20.3	20.7	19.3	19.9	19.7	20.3	20.7
8H	8H		19.4	20.0	19.8	20.4	20.8	19.4	20.0	19.8	20.4	20.8
	12H		19.5	20.0	19.9	20.4	20.9	19.5	20.0	20.0	20.5	20.9
	4H		19.1	19.6	19.5	20.0	20.5	19.1	19.7	19.5	20.0	20.5
	6H		19.5	20.0	20.0	20.4	20.9	19.5	20.0	20.0	20.4	20.9
	8H		19.7	20.2	20.2	20.6	21.1	19.7	20.1	20.2	20.6	21.1
12H	12H		19.9	20.3	20.4	20.8	21.2	19.9	20.3	20.4	20.7	21.2
	4H		19.1	19.6	19.5	20.0	20.4	19.1	19.6	19.5	20.0	20.4
	6H		19.6	20.0	20.0	20.4	20.9	19.5	20.0	20.0	20.4	20.9
9H		19.8	20.2	20.3	20.6	21.1	19.8	20.1	20.3	20.6	21.1	
Variation of the observer position for the luminaire distances S												
S = 1.0H	+0.3 / -0.4				+0.3 / -0.3							
S = 1.5H	+0.5 / -1.0				+0.5 / -0.9							
S = 2.0H	+1.1 / -1.6				+1.2 / -1.6							
Standard table	BK03				BK03							
Correction	0.9				0.9							
Summand												
Corrected Glare Indices referring to 3221lm Total Luminous Flux												

Cone Diagram

