

**MyCash**

INSTANT TRANSFERS FROM ANY BANK OR WALLET TO MyCASH

| LIMITS | DESCRIPTION |
|---------------|--|
| Wallet Limits | Maximum Wallet Balance : FJD 10,000 Single Transaction Limit : FJD 1,000 Daily Limit : FJD 10,000 |

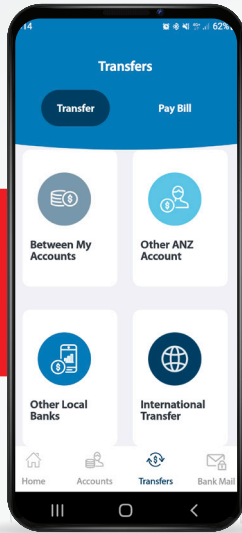
Fees : MyCash transfer fees to any bank or MPaisa are absolutely free - but only for a limited time!



HOW TO TRANSFER MONEY TO MyCASH FROM ANZ BANK

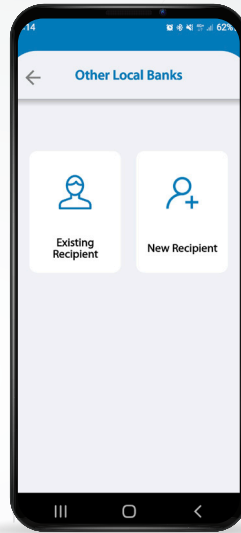
STEP 01

Select Transfers > Other Local Banks



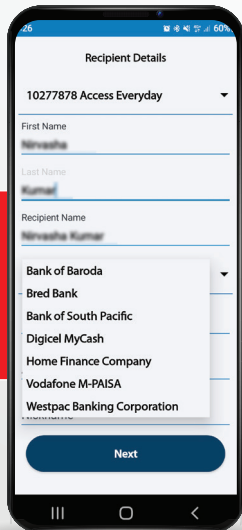
STEP 02

Create new recipient with MyCash number as Account Number



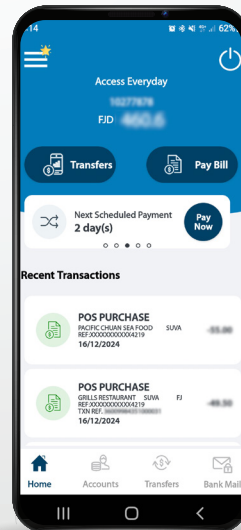
STEP 03

Select DIGICEL GROUP FIJI as the bank, then make the payment



STEP 04

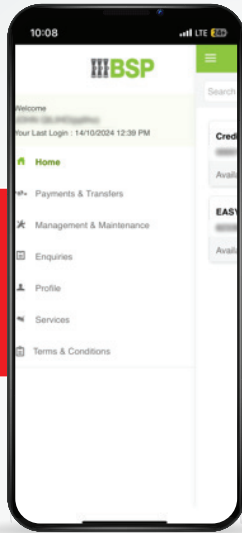
Save recipient for future use



HOW TO TRANSFER MONEY TO MyCASH FROM BSP BANK

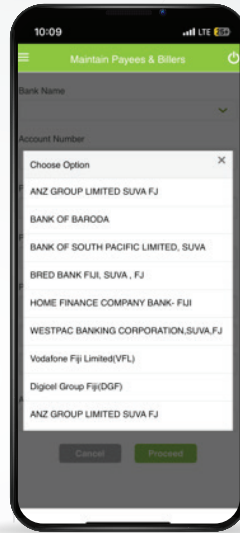
STEP 01

Select Payments & Transfers > Add New Payee



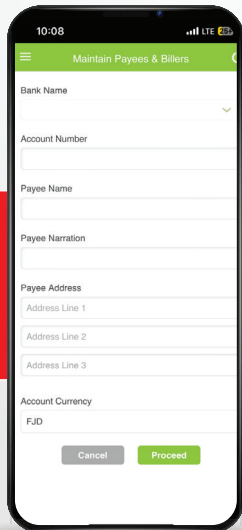
STEP 02

Select DIGICEL GROUP FIJI (DGF)



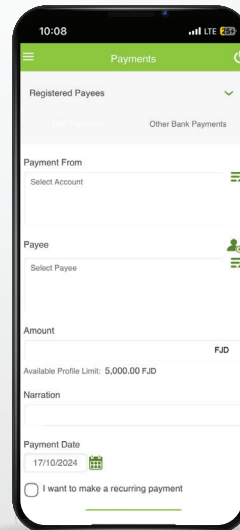
STEP 03

Enter MyCash number in Account Number

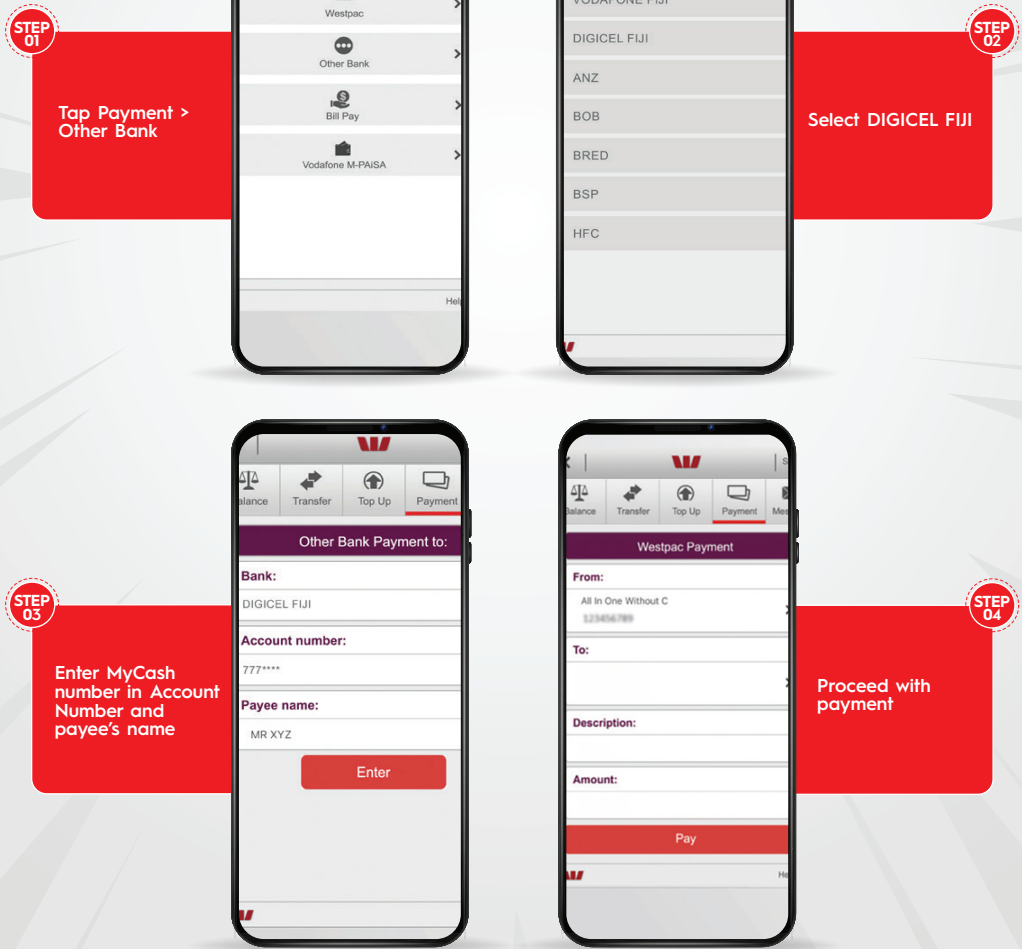


STEP 04

Click Proceed and save payee for future use



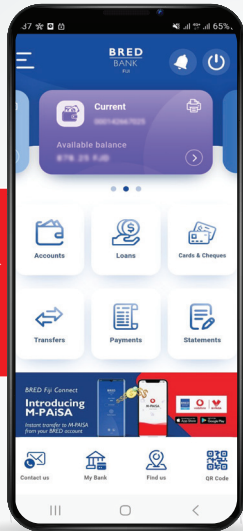
HOW TO TRANSFER MONEY TO MyCASH FROM WESTPAC BANK



HOW TO TRANSFER MONEY TO MyCASH FROM BRED BANK

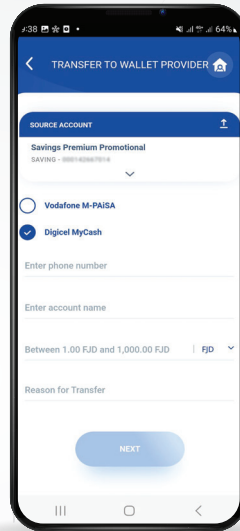
STEP 01

Go to My Transfers > Transfer to Digicel MyCash



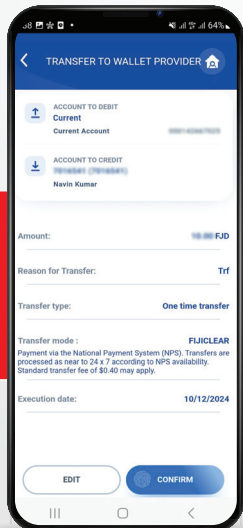
STEP 02

Enter MyCash number under Phone Number



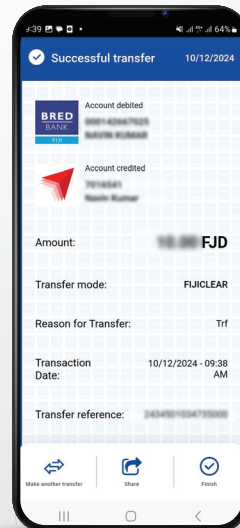
STEP 03

Click Next and validate



STEP 04

Enter validation code sent to email to confirm



HOW TO TRANSFER MONEY TO MyCASH FROM HFC BANK

STEP
01

Select Transfers >
Other Banks



STEP
02

Choose
DIGICEL FIJI



STEP
03

Enter MyCash
number in
Account Number



STEP
04

Enter amount
and confirm

