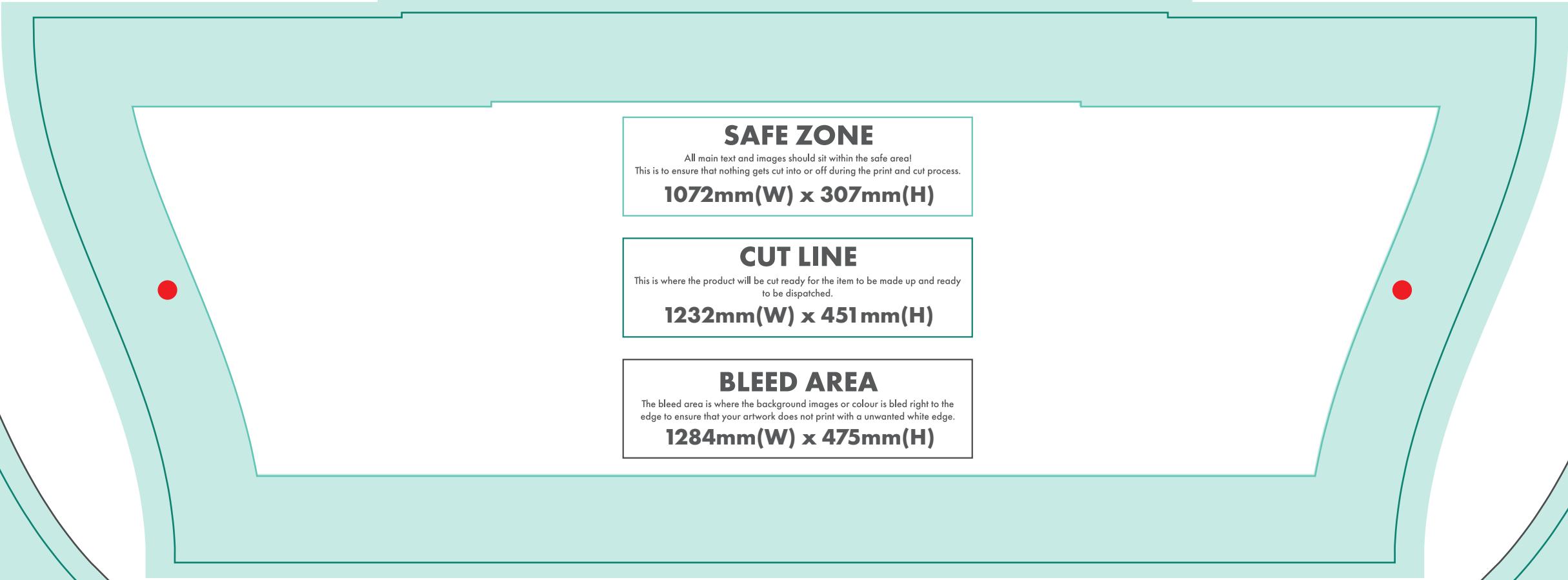


FRONT



## ARTWORK GUIDELINES

T

ALL FONTS must be  
Converted to outlines.



Artwork MUST be  
Supplied in CMYK.  
Colours on your screen  
May differ from the colours  
That are printed.



Do NOT EMBED  
Any images.



RESOLUTION must be  
300DPI at 25% output size.



ARTWORK  
Must be a flattened PDF  
PRINT READY FILE.



This template is only  
A GUIDE

# LARGE INFLATABLE ARCH

**SAFE ZONE**  
All main text and images should sit within the safe area!  
This is to ensure that nothing gets cut into or off during the print and cut process.  
**423mm(W) x 784mm(H)**

**CUT LINE**  
This is where the product will be cut ready for the item to be made up and ready to be dispatched.  
**447mm(W) x 850mm(H)**

**BLEED AREA**  
The bleed area is where the background images or colour is bled right to the edge to ensure that your artwork does not print with a unwanted white edge.  
**475mm(W) x902mm(H)**

**SAFE ZONE**  
All main text and images should sit within the safe area!  
This is to ensure that nothing gets cut into or off during the print and cut process.  
**3141mm(W) x 3101mm(H)**

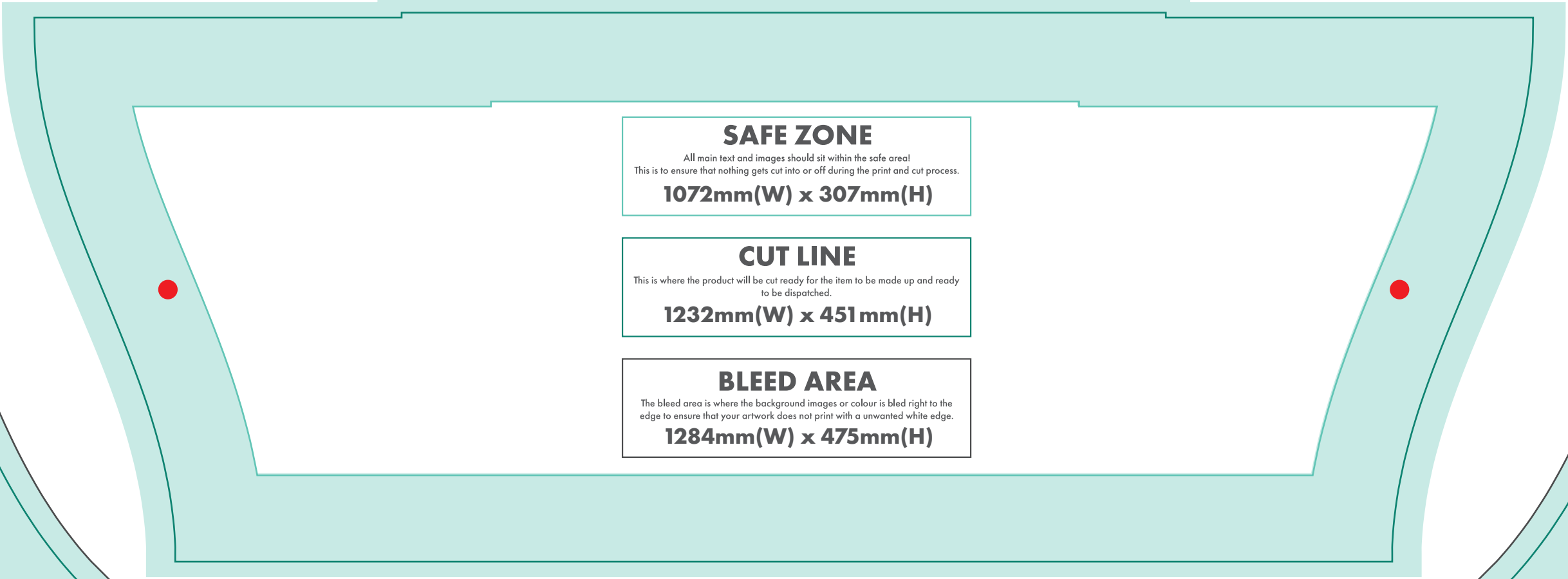
**CUT LINE**  
This is where the product will be cut ready for the item to be made up and ready to be dispatched.  
**3392mm(W) x 3417mm(H)**

**BLEED AREA**  
The bleed area is where the background images or colour is bled right to the edge to ensure that your artwork does not print with a unwanted white edge.  
**3598mm(W) x3643mm(H)**

**SAFE ZONE**  
All main text and images should sit within the safe area!  
This is to ensure that nothing gets cut into or off during the print and cut process.  
**423mm(W) x 784mm(H)**

**CUT LINE**  
This is where the product will be cut ready for the item to be made up and ready to be dispatched.  
**447mm(W) x 850mm(H)**

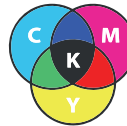
**BLEED AREA**  
The bleed area is where the background images or colour is bled right to the edge to ensure that your artwork does not print with a unwanted white edge.  
**475mm(W) x902mm(H)**



## ARTWORK GUIDELINES

T

ALL FONTS must be  
Converted to outlines.



Artwork MUST be  
Supplied in CMYK.  
Colours on your screen  
May differ from the colours  
That are printed.



Do NOT EMBED  
Any images.



RESOLUTION must be  
300DPI at 25% output size.



ARTWORK  
Must be a flattened PDF  
PRINT READY FILE.



This template is only  
A GUIDE

# LARGE INFLATABLE ARCH

**SAFE ZONE**  
All main text and images should sit within the safe area!  
This is to ensure that nothing gets cut into or off during the print and cut process.  
**423mm(W) x 784mm(H)**

**CUT LINE**  
This is where the product will be cut ready for the item to be made up and ready to be dispatched.  
**447mm(W) x 850mm(H)**

**BLEED AREA**  
The bleed area is where the background images or colour is bled right to the edge to ensure that your artwork does not print with a unwanted white edge.  
**475mm(W) x902mm(H)**

**SAFE ZONE**  
All main text and images should sit within the safe area!  
This is to ensure that nothing gets cut into or off during the print and cut process.  
**3141mm(W) x 3101mm(H)**

**CUT LINE**  
This is where the product will be cut ready for the item to be made up and ready to be dispatched.  
**3392mm(W) x 3417mm(H)**

**BLEED AREA**  
The bleed area is where the background images or colour is bled right to the edge to ensure that your artwork does not print with a unwanted white edge.  
**3598mm(W) x3643mm(H)**

**SAFE ZONE**  
All main text and images should sit within the safe area!  
This is to ensure that nothing gets cut into or off during the print and cut process.  
**423mm(W) x 784mm(H)**

**CUT LINE**  
This is where the product will be cut ready for the item to be made up and ready to be dispatched.  
**447mm(W) x 850mm(H)**

**BLEED AREA**  
The bleed area is where the background images or colour is bled right to the edge to ensure that your artwork does not print with a unwanted white edge.  
**475mm(W) x902mm(H)**