

A photograph of four offshore wind turbines in a row, silhouetted against a sunset sky with soft orange and blue tones. The turbines are reflected in the calm water below. The word 'Volue' is overlaid in large white text on the left side of the image.

Volue

Technology for a sustainable tomorrow

Pareto Securities' 25th annual Power & Renewable Energy Conference

Disclaimer

This presentation has been produced by Volue ASA (the "Company" or "Volue") exclusively for information purposes. This presentation is confidential and may not be reproduced or redistributed, in whole or in part, or disclosed by any recipient, to any other person. To the best of the knowledge of the Company and its board of directors, the information contained in this presentation is in all material respect in accordance with the facts as of the date hereof and contains no material omissions likely to affect its import.

This presentation contains certain forward-looking statements relating to the business, financial performance and results of the Company and its subsidiaries and/or the industry in which the Company operates. Forward-looking statements concern future circumstances and results and other statements that are not historical facts, sometimes identified by the words "believes", "expects", "predicts", "intends", "projects", "plans", "estimates", "aims", "foresees", "anticipates", "targets", and similar expressions. The forward-looking statements contained in this presentation, including assumptions, opinions and views of the Company or cited from third party sources are solely opinions and forecasts which are subject to risks, uncertainties and other factors that may cause actual events to differ materially from any anticipated development. Neither the Company nor any of its subsidiaries or any such person's officers or employees provides any assurance that the assumptions underlying such forward-looking statements are free from errors nor does any of them accept any responsibility for the future accuracy of the opinions expressed in this presentation or the actual occurrence of the forecasted developments. The Company assumes no obligation, except as required by law, to update any forward-looking statements or to conform these forward-looking statements to any actual results.

An investment in the Company involves risk, and several factors could cause the actual results, performance or achievements of the Company to be materially different from any future results, performance or achievements that may be expressed or implied by statements and information in this presentation, including, among others, risks or uncertainties associated with the Company's business, segments, development, growth management, market acceptance and relations with customers, and, more generally, general economic and business conditions, changes in domestic and foreign laws and regulations, taxes, changes in competition and pricing environments, fluctuations in currency exchange rates and interest rates and other factors.

Should one or more of these risks or uncertainties materialise, or should underlying assumptions prove incorrect, actual results may vary materially from those described in this presentation.

The information in this presentation speaks as of the date hereof. The Company does not intend, and does not assume any obligation, to update or correct the information included in this presentation. No representation or warranty (express or implied) is made as to, and no reliance should be placed on, any information, including projections, estimates, targets and opinions, contained herein, and no liability whatsoever is accepted as to any errors, omissions or misstatements contained herein, and, accordingly, neither the Company nor any of its subsidiaries or any such person's officers or employees accepts any liability whatsoever arising directly or indirectly from the use of this document. By attending or receiving this presentation you acknowledge that you will be solely responsible for your own assessment of the market and the market position of the Company and that you will conduct your own analysis and be solely responsible for forming your own view of the potential future performance of the Company's business.

The contents of this presentation shall not be construed as legal, business or tax advice, and the furnishing of this presentation should not be considered as the giving of investment advice by the Company or any of its directors, officers, agents, employees or advisers. Prospective investors should consult its own legal, business or tax advisor as to legal, business or tax advice.

This presentation has been prepared for information purposes only, and does not constitute or form part of, and should not be construed as, any offer, invitation or recommendation to purchase, sell or subscribe for any securities in any jurisdiction and neither the issue of the information nor anything contained herein shall form the basis of or be relied upon in connection with, or act as an inducement to enter into, any investment activity.

This presentation is subject to Norwegian law and any dispute arising in respect of this presentation is subject to the exclusive jurisdiction of Norwegian courts with Oslo district court as legal venue.



Value in Brief

One of the largest software companies in Norway



Established
2020



Customers
2,200+



Engaged employees
750



Customers in
40+
countries



Offices
30



Experience in Green-Tech
50 years



2022 Revenues
1,219 MNOK



2022 EBITDA adj
203 MNOK (17%)

Volue Achievements Since Listing

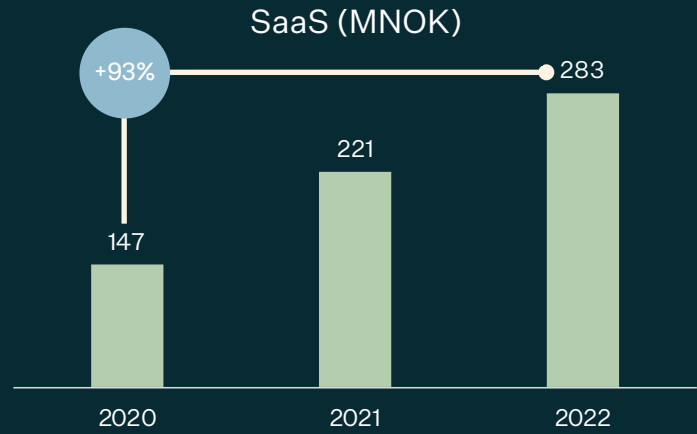
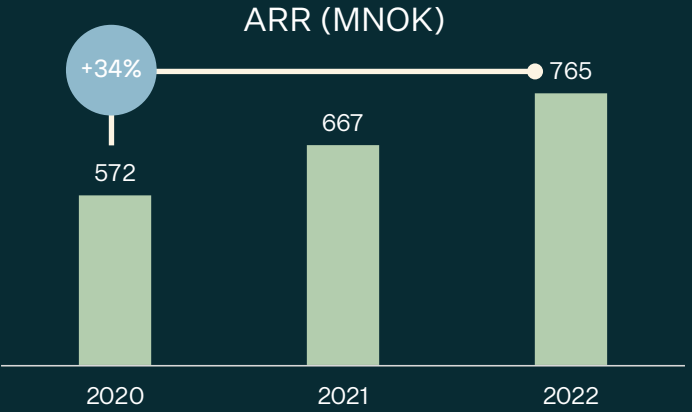
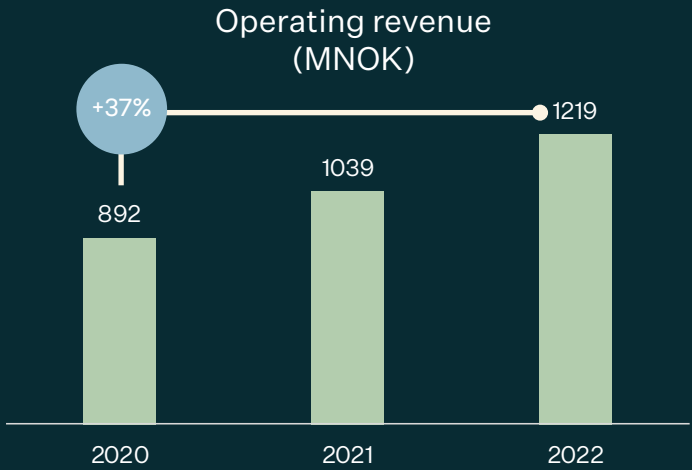
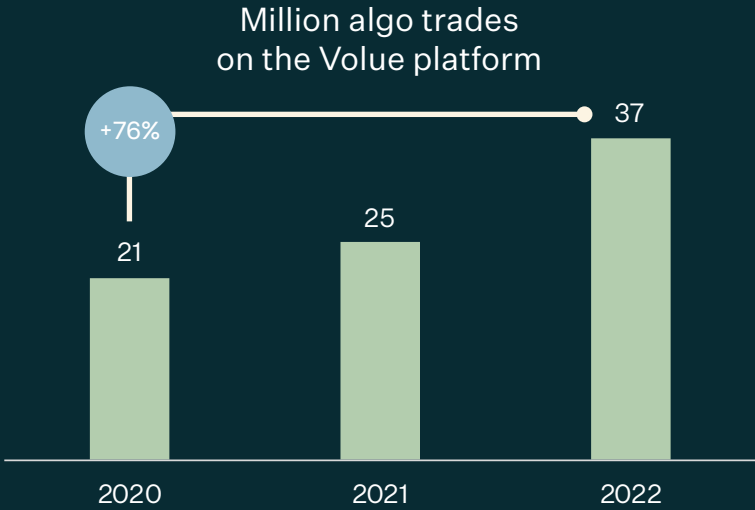
Completed must-win battles from the '21-'23 strategy

Expansion from DACH to significant positions in Iberia & Italy

Established operations in Japan

Acquired two of our strongest competitors


Fully integrated organisation scaled for growth




Offering Customers Flexibility and Increased Value Creation

Software, markets insights and IoT technology covering entire value chain

Integrated Value Chain

 Analyse

 Plan & Operate

 Monetise

Capture

Aggregate

Forecast

Optimise

Schedule

Trade

Settle

Portfolio management as a Service

Why Does a Power Producer Need Tools for Forecasting, Optimisation and Trading?

Simple example

One asset

One market


Hydro



Day-Ahead



Mission: Operate safely and maximise profits

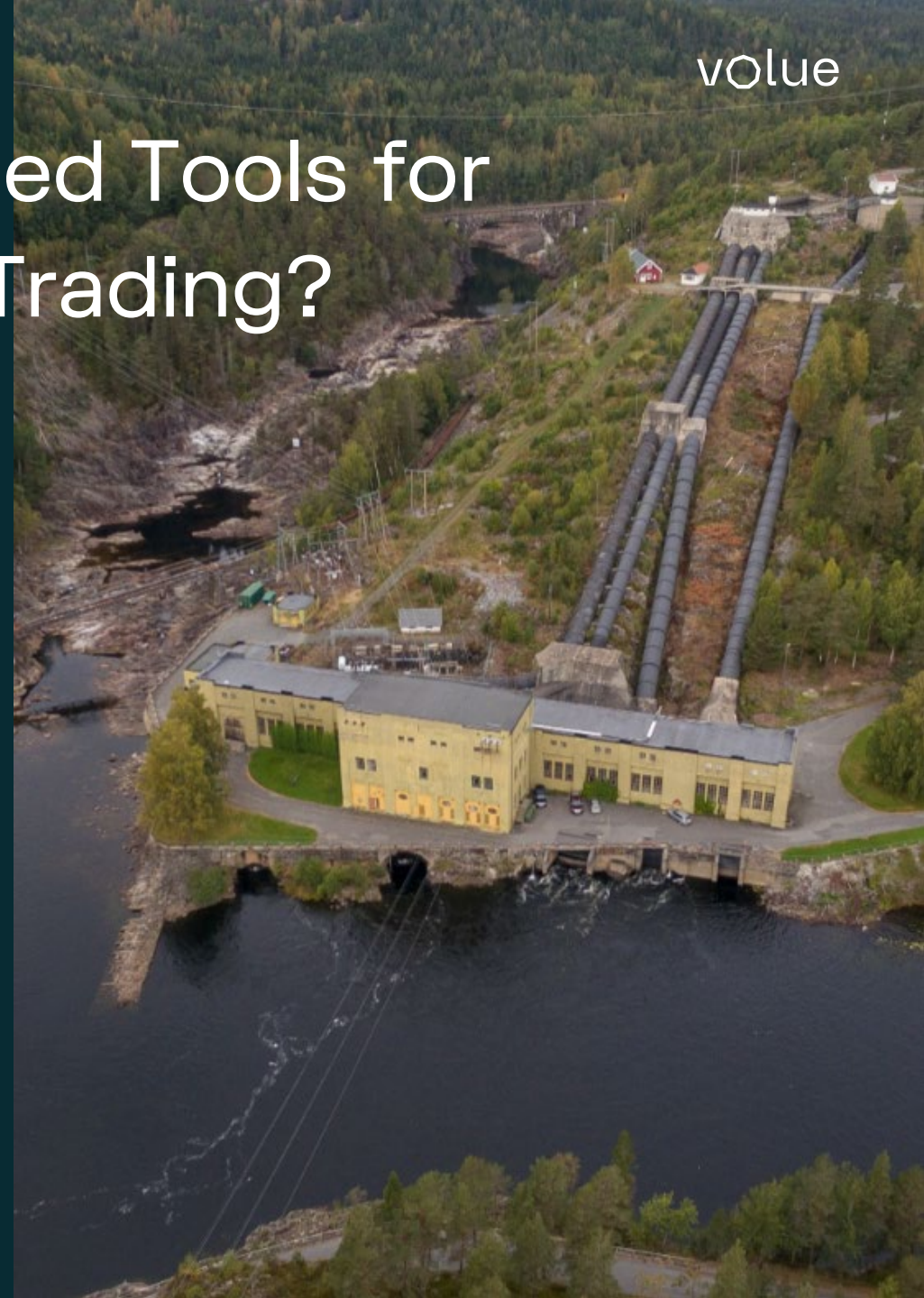
 Analyse



Plan & Operate



Monetise



Analyse



value



Reservoir levels

Simple measurement
Continuous validation and correction




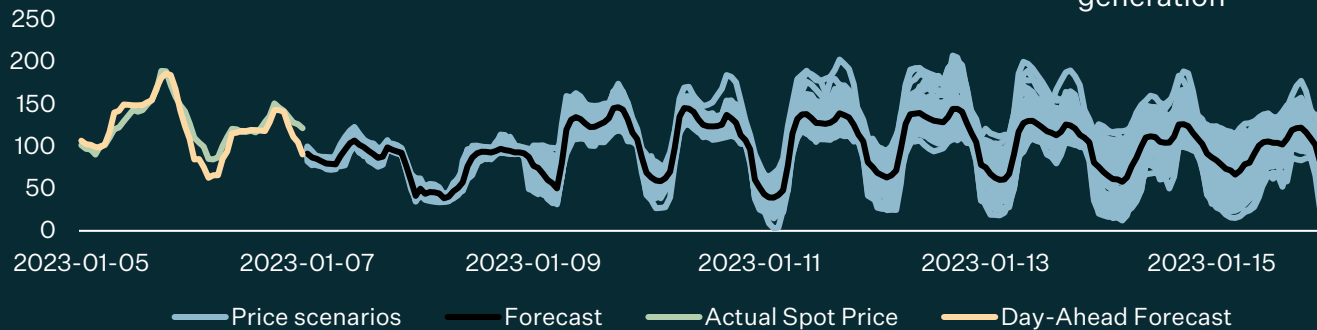
Inflow

Precipitation and temperature (1 vs 2)
Elevation
Current state of catchment area



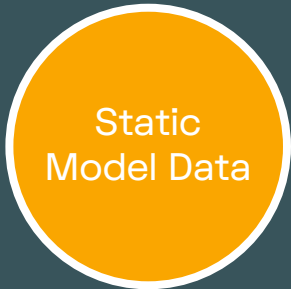
Price scenarios

Power demand
Power plant availability in Europe
Fossil fuel prices
Intermittent renewables generation





Plan & Operate



Static
Model Data

Penstocks & turbines

Efficiency curves

Ramp up costs



Time
Dependent
Data

Minimum flow in the river

Available capacity

Reservoir restrictions



Optimise

Schedule






Monetise



Trading

Day ahead bid

Submission of 24 price dependent bids



Dispatch

Verification of compliance with obligation

Update reservoir level



Post trade documentation

Settlement

Stakeholder holder reporting

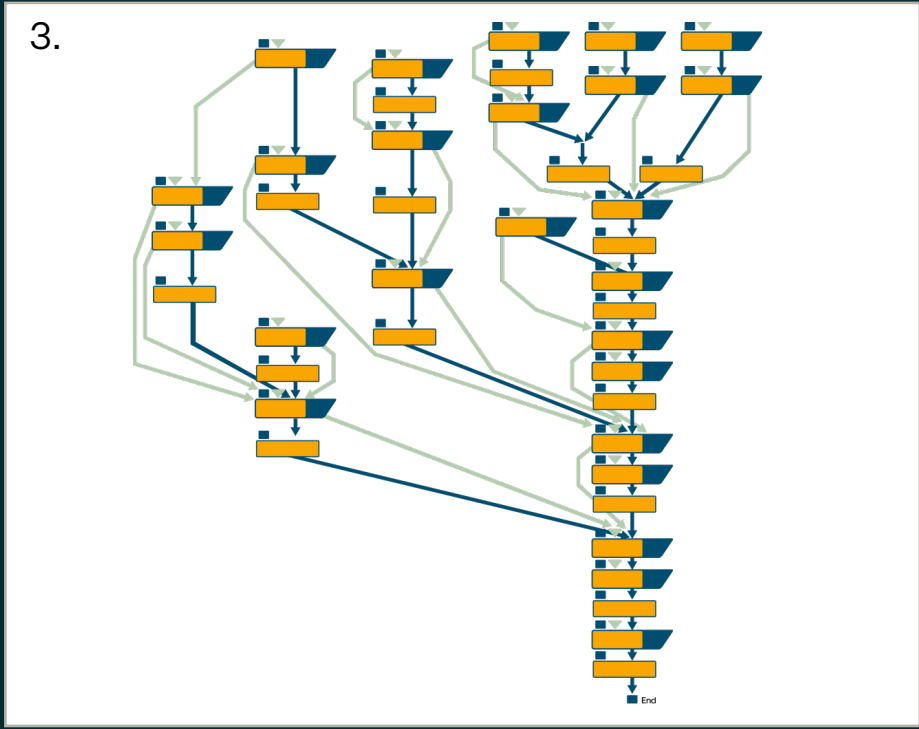
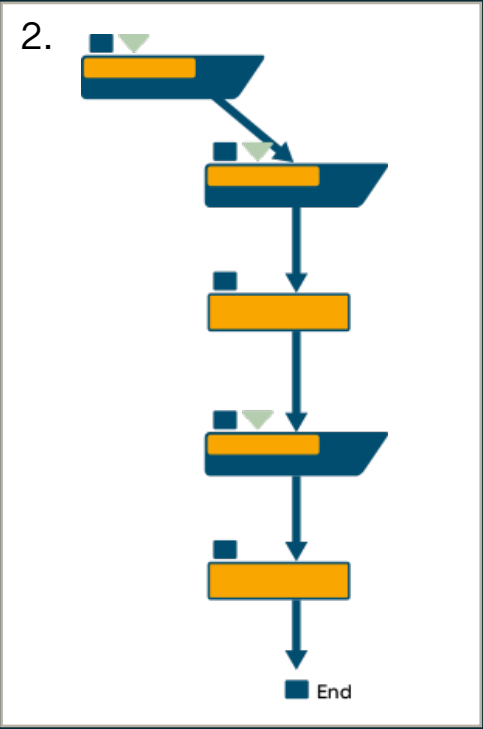
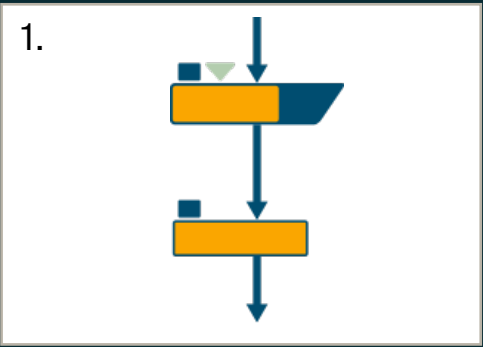


Calibration of the example


This example is depicted to the right (1):

The real layout can be seen bottom right (2):

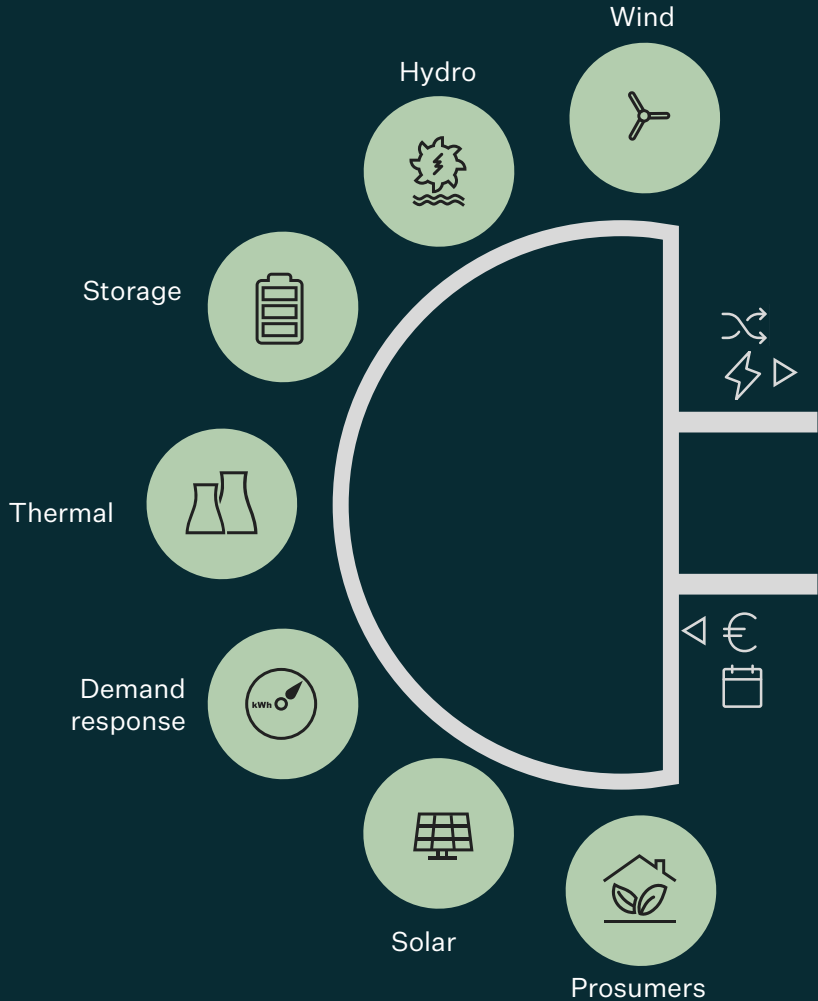
Bottom left is a more complex and realistic river (3):



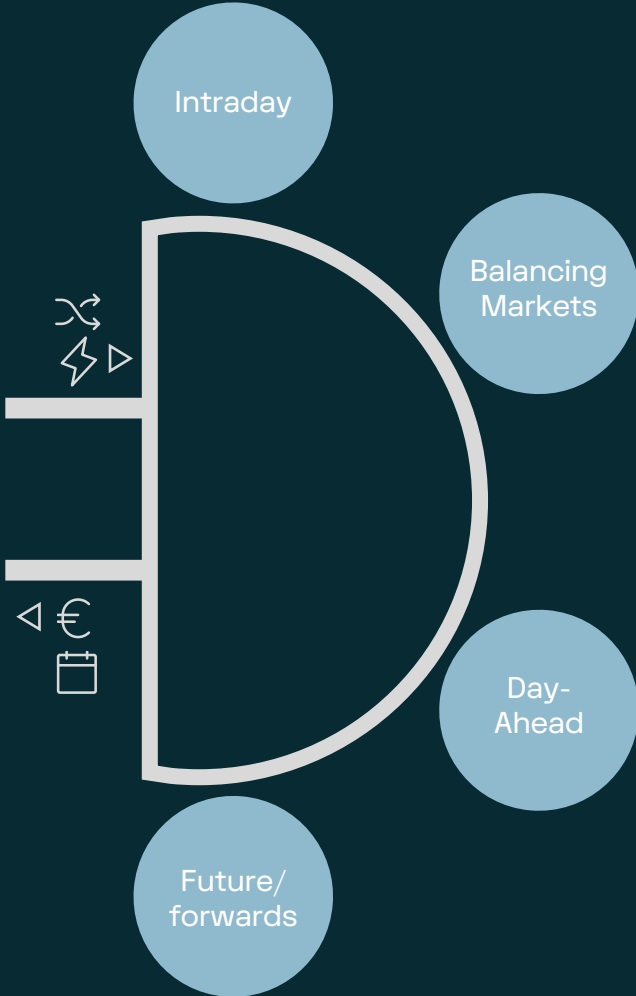
This Example Describes Below Complexity...



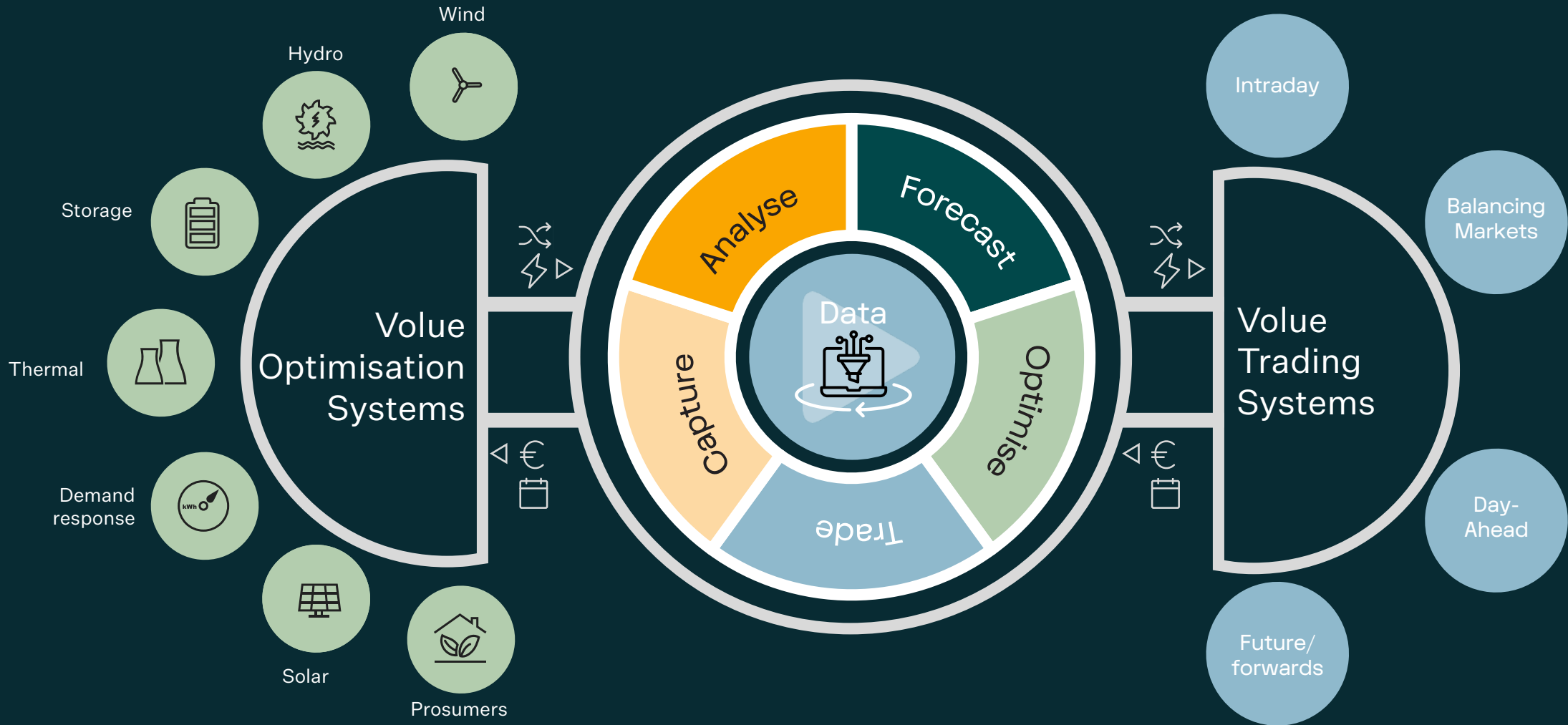
Reality Looks Like This



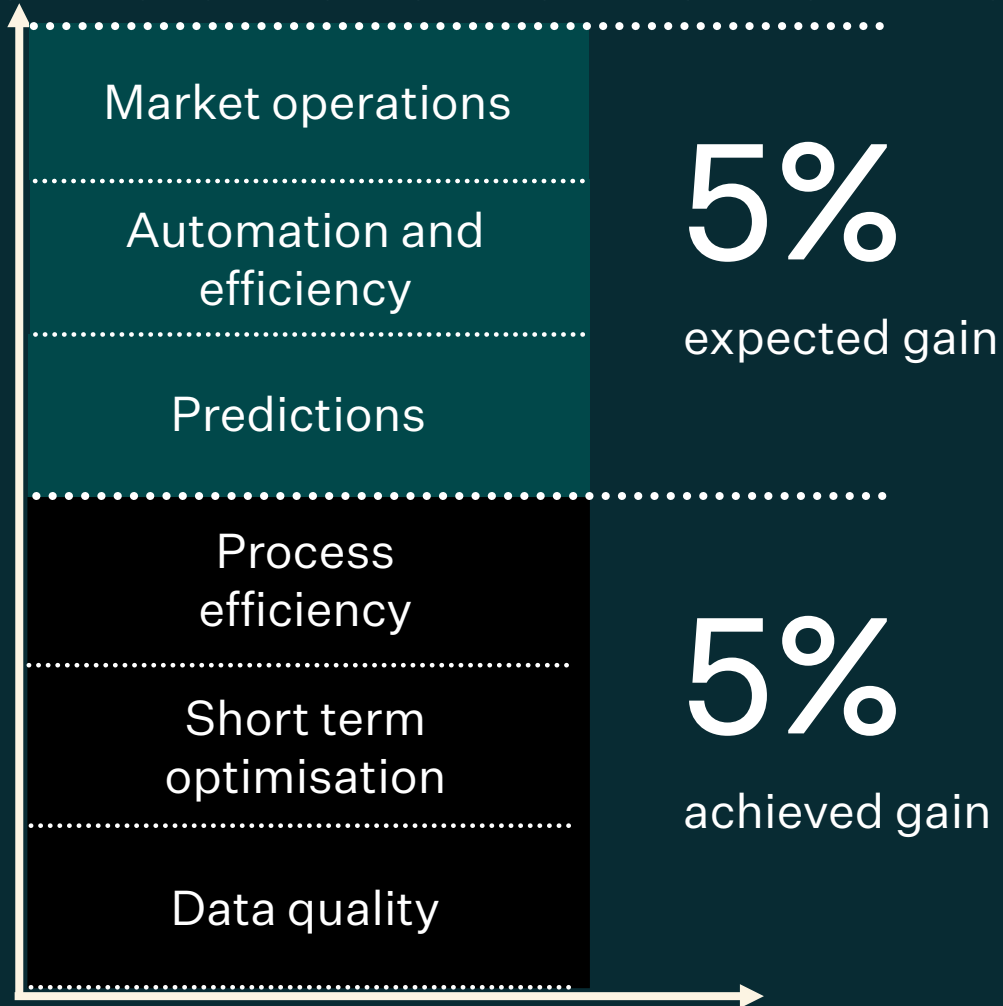
Need to
simplify
complexity



We Connect Assets to Markets



Maximise Business Value in Power Generation and Trading



10%
Expected total gains

Why Will Volue Be Successful?

1

Our presence across the entire value chain is time and time again proved to be unmatched when competing for business

2

Volue achievements and progress since listing speaks volumes, highlighting the organisations ability to execute on growth ambitions

3

Energy markets are experiencing a tectonic shift, increasing the need for our services and the speed in which our customers make investment decisions