








Citroën C3 2020-

- 1 Location Triplog
- 2 Surplus Cable
- 3 +12V connection (red)
- 4 Ground connection (black)
-  Cable Routing



Make sure that the cable goes under the plastic.



Remarks: The positive connection can be reached by removing the black plastic cover over the fuse box. Push the red wire between the rubber and the housing. Make sure that the cap is replaced correctly.