








Hyundai Kona Electric 2019-

- 1 Location Triplog
- 2 Surplus Cable
- 3 +12V connection (red)
- 4 Ground connection (black)
-  Cable Routing



Make sure that the cable goes over the hinge.



Remarks: To access the positive connection point, remove the plastic cover by pulling it evenly towards you.