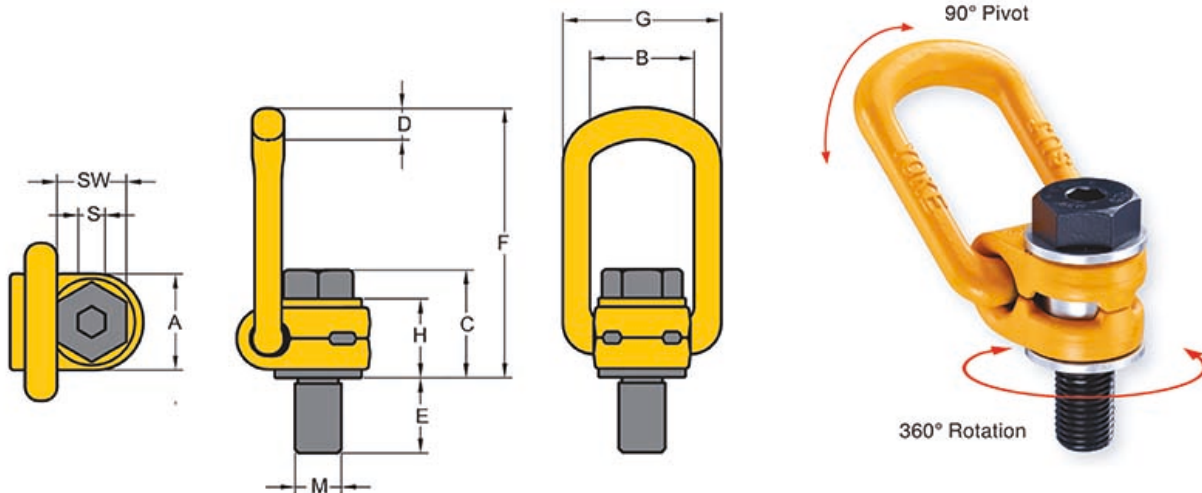


## Yoke Lifting Point UNC Thread

- Rotates through 360° and pivot 90°.
- Manufactured from alloy steel, quenched and tempered.
- Manufactured and tested in accordance with EN 1677-1.
- Load rated parts are 100% magnaflux crack detected.
- Individual forged parts and cap screw are traceable to Test Certification.
- Bolts are Metric thread (ASME / ANSI B18.3.1M).
- Proof tested to 2.5 times the WLL.
- Fatigue rated to 1.5 times the WLL.
- Design Factor 4 : 1.
- All YOKE Lifting points meet or exceed all the requirements of ASME B30.26.
- Quick and simple assembly, just a tapped hole is required.



### DIMENSIONAL SPECIFICATIONS

Part Code	WLL tonnes	Thread	Thread	TPI Threads per inch	A	B	C	D	F	G	H	S	SW	Torque in Nm	Mass lbs.
		M	E		inch	inch	inch	inch	inch	inch	inch	inch	inch		
8-212-010	1	1/2	0.75	13 UNC	1.30	1.46	1.73	0.53	3.86	2.24	1.42	5/16	3/4	100	1.1
8-212-015	1.5	5/8	0.94	11 UNC	1.30	1.46	1.81	0.53	3.86	2.24	1.42	3/8	15/16	150	1.1
8-212-020	2.5	3/4	1.10	10 UNC	1.97	2.13	2.20	0.65	5.51	3.23	1.73	1/2	1-1/8	250	2.9
8-212-025	2.5	7/8	1.10	9 UNC	1.97	2.13	2.28	0.65	5.51	3.23	1.73	5/8	1-5/16	300	2.9
8-212-040	4	1	1.61	8 UNC	1.97	2.13	2.34	0.65	5.51	3.23	1.73	5/8	1-1/2	400	3.1
8-212-050	5	1-1/4	1.61	7 UNC	2.36	2.56	3.23	0.89	6.69	3.90	2.44	7/8	1-7/8	500	6.8
8-212-080	8	1-1/2	2.25	6 UNC	3.03	3.35	4.01	1.04	8.86	4.88	3.07	1	2-1/4	800	12.8









Bolt in GEOMET finish on request

### USES

Lifting Point uses can be as follows:

- Suited for lifting objects with no obvious attachment points
- Mold and die handling
- Pump and valve handling
- Ideal for lashing attachment points
- Suitable for attachment to lifting beams and spreader beams

## LIFTING POINT WORKING LOAD APPLICATION FACTORS

	Thread										
Number of legs		1	2	1	2	2		2	3-4		3-4
Load Direction		0°	0°	90°	90°	0-45° 45-60°		unsymm.	0-45°	45-60°	unsymm.
Part Code	Thread	WLL tonnes									
8-212-010	1/2"	1	2	1	2	1.4	1	1	2.1	1.5	1
8-212-015	5/8"	1.5	3	1.5	3	2.1	1.5	1.5	3.1	2.2	1.5
8-212-020	3/4"	2.5	5	2.5	5	3.5	2.5	2.5	5.2	3.7	2.5
8-212-025	7/8"	2.5	5	2.5	5	3.5	2.5	2.5	5.2	3.7	2.5
8-212-040	1"	4	8	4	8	5.6	4	4	8.4	6	4
8-212-050	1-1/4"	5	10	5	10	7	5	5	10.5	7.5	5
8-212-080	1-1/2"	8	16	8	16	11.2	8	8	16.8	12	8

Click here to view video of Yoke Load Attachment Products

<http://www.yoke.net/video/en.asp>