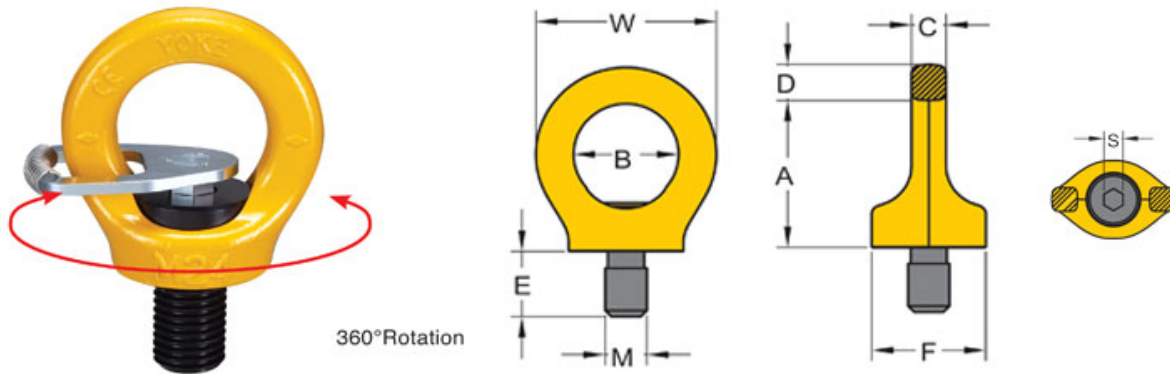
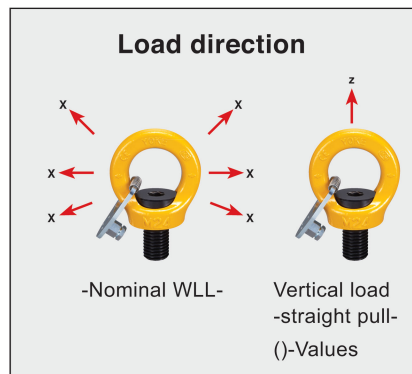


Yoke Grade 8 8-291K Key Eye Point - metric thread

- Rotates through 360° adjustable in the direction of the load.
- Manufactured from alloy steel, quenched and tempered. Captive bolt with high WLL.
- Manufactured and tested in accordance with EN1677-1.
- Load rated parts are 100% magnaflux crack detected.
- Individual forged parts and cap screw are traceable to Test Certification.
- Bolts are Metric thread (ASME / ANSI B18.3.1M).
- Proof tested to 2.5 times the WLL.
- Fatigue rated to 1.5 times the WLL.
- Design Factor 4 : 1
- All YOKE Lifting points meet or exceed all the requirements of ASME B30.26.
- Quick and simple assembly, just a tapped hole is required.



DIMENSIONAL SPECIFICATIONS









Part Code	WLL tonnes	Thread		Pitch DIN13	A mm	B mm	C mm	D mm	F mm	S mm	W mm	Torque in Nm	Mass Kg
		M	E										
	x (z)												
8-291K-003	0.3 (1)	M8	12	1.25	36	25	8	9	25	6	44	10	0.1
8-291K-004	0.4 (1)	M10	15	1.5	36	25	8	9	25	6	44	10	0.1
8-291K-007	0.75 (2)	M12	18	1.75	45	30	10	11	33	8	52	10	0.2
8-291K-015	1.5 (4)	M16	24	2	52	35	14	13	35	10	61	30	0.3
8-291K-023	2.3 (6)	M20	30	2.5	60	40	16	15	44	12	70	70	0.6
8-291K-032	3.2 (8)	M24	36	3	72	48	19	18	52	14	84	150	1.0
8-291K-045	4.5 (12)	M30	45	3.5	90	60	24	22	60	17	105	350	1.8
8-291K-070	7.0 (16)	M36	54	4	109	72	29	27	76	22	126	410	3.2
8-291K-090	9.0 (24)	M42	63	4.5	123	82	34	32	88	24	147	550	5.0
8-291K-120	12.0 (32)	M48	72	5	144	94	38	37	104	27	168	550	7.6

Bolt in GEOMET finish on request.

USES

- 21st century successor to the eye bolt
- Design features make the Key Eye Point resistant to side loading failure and accidental unscrewing
- Pump and valve handling

KEY EYE POINT WORKING LOAD APPLICATION FACTORS

											
Number of leg		1	2	1	2	2		2	3-4		3-4
Load Direction		0°	0°	90°	90°	0-45°	45-60°	unsymm.	0-45°	45-60°	unsymm.
Part Code	Thread	WLL tonnes									
8-291K-003	M8	1	2	0.3	0.6	0.42	0.3	0.3	0.63	0.45	0.3
8-291K-004	M10	1	2	0.4	0.8	0.56	0.4	0.4	0.8	0.6	0.4
8-291K-007	M12	2	4	0.75	1.5	1	0.75	0.75	1.5	1.1	0.75
8-291K-015	M16	4	8	1.5	3	2.1	1.5	1.5	3.1	2.2	1.5
8-291K-023	M20	6	12	2.3	4.6	3.2	2.3	2.3	4.8	3.4	2.3
8-291K-032	M24	8	16	3.2	6.4	4.5	3.2	3.2	6.7	4.8	3.2
8-291K-045	M30	12	24	4.5	9	6.3	4.5	4.5	9.4	6.7	4.5
8-291K-070	M36	16	32	7	14	9.8	7	7	14.7	10.5	7
8-291K-090	M42	24	48	9	18	12.6	9	9	18.9	13.5	9
8-291K-120	M48	32	64	12	24	16.8	12	12	25	18	12

Click here to view video of Yoke Load Attachment Products <http://www.yoke.net/video/en.asp>