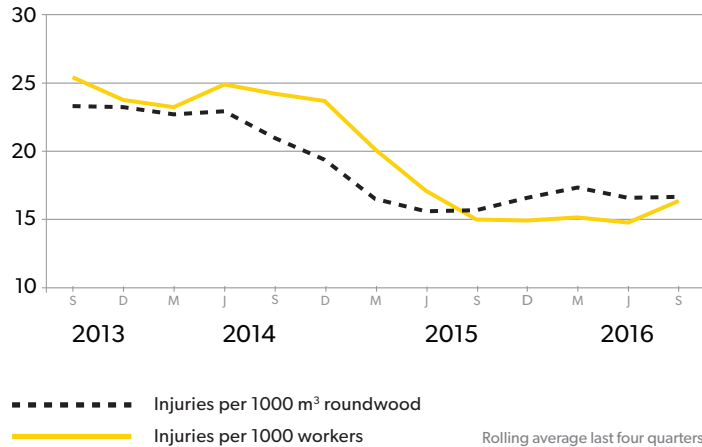


HOW ARE WE TRACKING?

RESULTS TO END SEPTEMBER 2016

SEVERE INJURIES

RATE OF INJURIES TO WORKERS RESULTING
IN MORE THAN A WEEK OFF WORK



TRENDS & ACTUAL INJURIES

36 severely injured
in September quarter

128 severely injured
in September year

TRENDS – CHANGE SINCE
LAST QUARTER

↑ **10.6%**
rise in severe injuries
per 1000 workers

↑ **0.5%**
rise per 1000m³
roundwood production

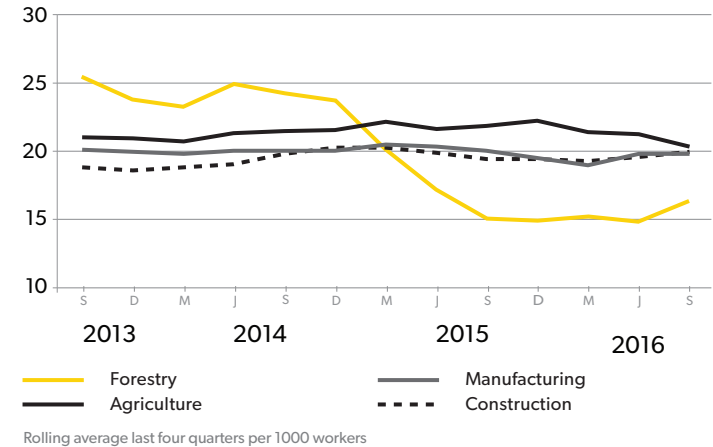
TREND – CHANGE SINCE
LAST YEAR

↑ **8.8%**
rise in severe injuries
per 1000 workers

↑ **6.1%**
rise per 1000m³
roundwood production

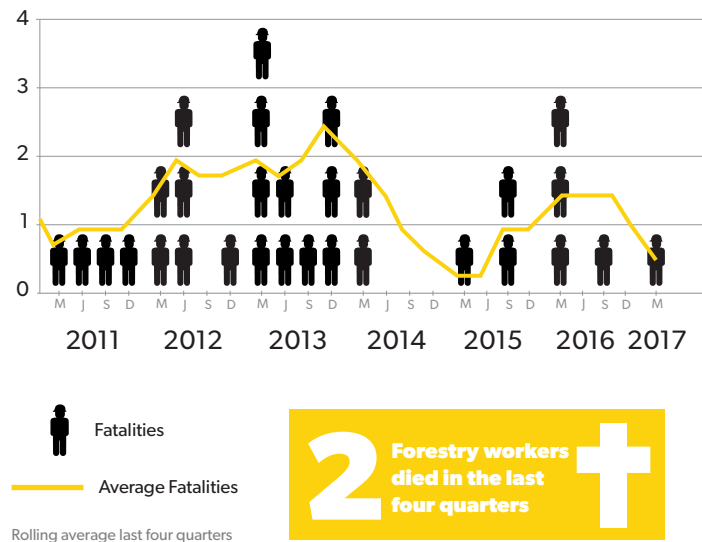
HOW DO WE COMPARE

RATE OF INJURIES TO WORKERS RESULTING
IN MORE THAN A WEEK OFF WORK



RESULTS TO END MARCH 2017

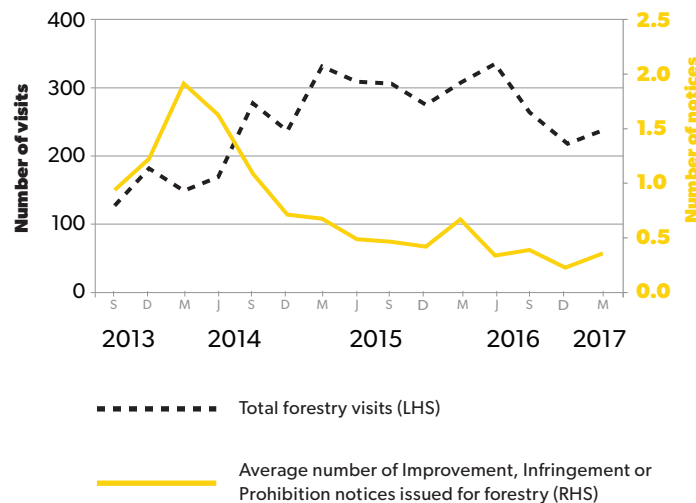
FATALITIES



2 Forestry workers
died in the last
four quarters

OUTCOME OF WORKSAFE ACTIVITIES

FORESTRY VISITS AND NOTICES



FISC ACTIVITY

35 forestry companies
registered to
contribute data
to IRIS

4763 registered to
get info from
www.Safetree.nz

111 Safetree
Competency
Certificates
Awarded