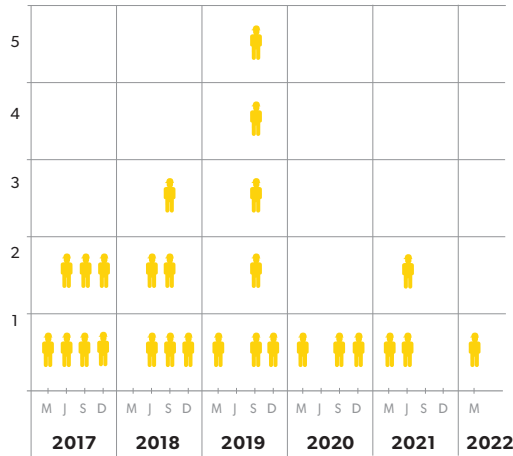


HOW ARE WE TRACKING?

HEALTH AND SAFETY PERFORMANCE OF THE NZ PLANTATION FORESTRY INDUSTRY
SEPTEMBER 2021

FATALITIES AS AT 1 FEBRUARY 2022

FATALITIES

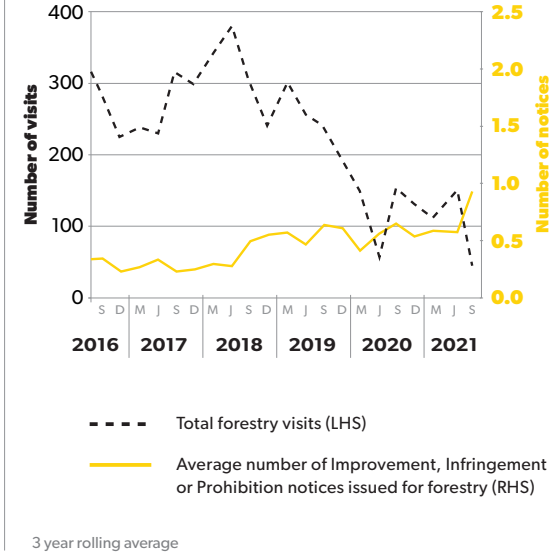


RESULTS TO END OF SEPTEMBER 2021

FISC ACTIVITY



WORKSAFE VISITS AND NOTICES



RESULTS TO END OF MARCH 2021

TRENDS & ACTUAL INJURIES

INJURIES RESULTING IN MORE THAN A WEEK OFF WORK

32 injured in quarter
129 injured in year

TRENDS - CHANGE SINCE LAST QUARTER

↓ **-2.3%** rise in injuries per 1000 FTE workers

TRENDS - CHANGE SINCE LAST YEAR

↓ **-5.8%** fall in injuries per 1000 FTE workers

↓ **-6.5%** rise per 1 million m³ roundwood production

↓ **-5.7%** rise per 1 million m³ roundwood production

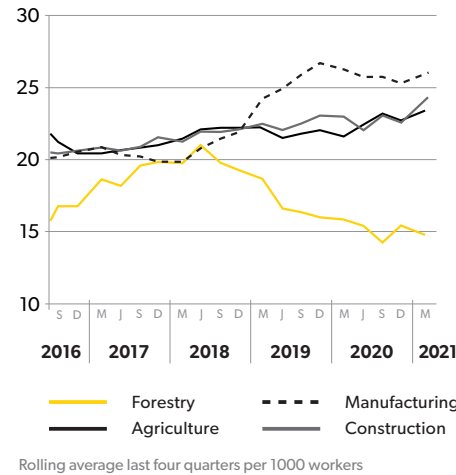
INJURIES TO WORKERS

RATE OF INJURIES RESULTING IN MORE THAN A WEEK OFF WORK



HOW DO WE COMPARE

RATE OF INJURIES RESULTING IN MORE THAN A WEEK OFF WORK



FATALITIES

RATE OF FATALITIES PER 100,000 FTES

