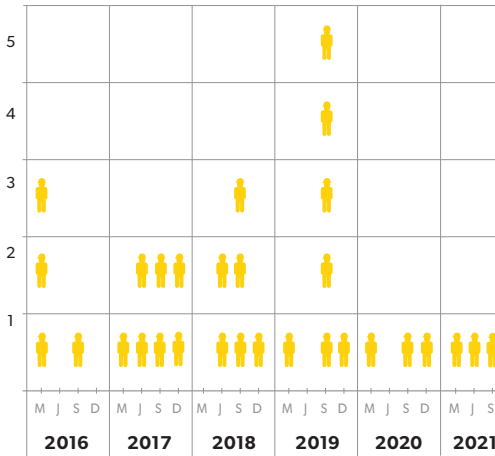


HOW ARE WE TRACKING?

HEALTH AND SAFETY PERFORMANCE OF THE NZ PLANTATION FORESTRY INDUSTRY JUNE 2021

FATALITIES TO SEPTEMBER 2021

FATALITIES

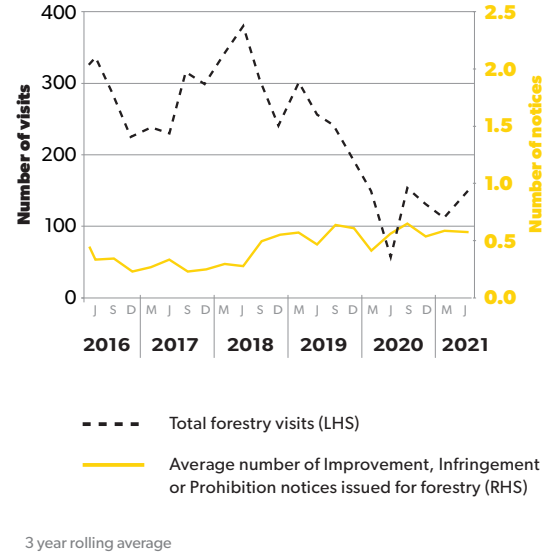


RESULTS TO END OF JUNE 2021

FISC ACTIVITY



WORKSAFE VISITS AND NOTICES



RESULTS TO END OF DECEMBER 2020

TRENDS & ACTUAL INJURIES

INJURIES RESULTING IN MORE THAN A WEEK OFF WORK

33 injured in quarter
132 injured in year

TRENDS - CHANGE SINCE LAST QUARTER

↑ **3.9%** rise in injuries per 1000 FTE workers

TRENDS - CHANGE SINCE LAST YEAR

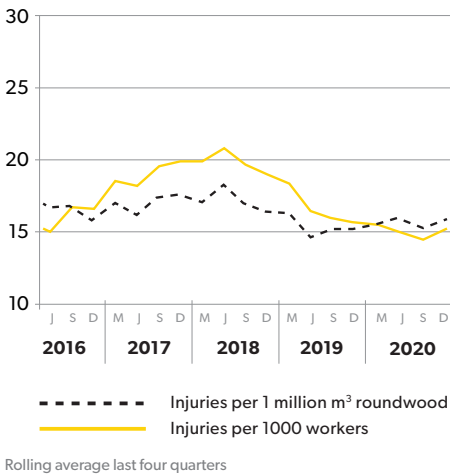
↓ **-4.3%** fall in injuries per 1000 FTE workers

↑ **1.3%** rise per 1 million m³ roundwood production

↑ **4.2%** rise per 1 million m³ roundwood production

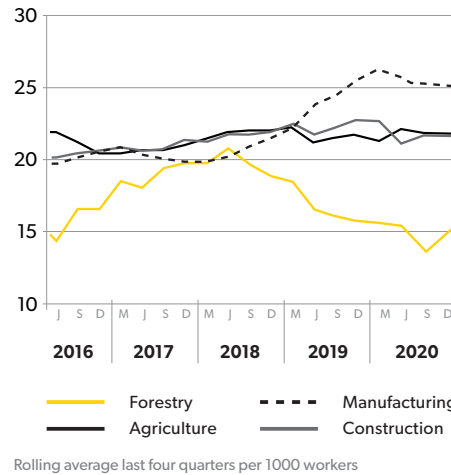
INJURIES TO WORKERS

RATE OF INJURIES RESULTING IN MORE THAN A WEEK OFF WORK



HOW DO WE COMPARE

RATE OF INJURIES RESULTING IN MORE THAN A WEEK OFF WORK



FATALITIES

RATE OF FATALITIES PER 100,000 FTES

