

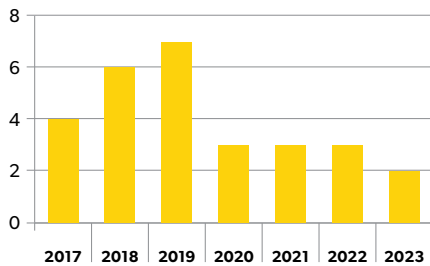
# HOW ARE WE TRACKING?

HEALTH AND SAFETY PERFORMANCE OF THE NZ PLANTATION FORESTRY INDUSTRY



## FATALITIES AS AT DECEMBER 2023

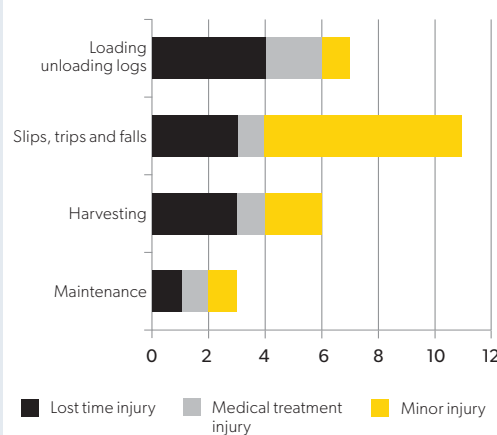
### Fatalities



**+** 2 fatalities in 2023

## FORESTRY INDUSTRY ACTIVITY Q2 2023

### Critical risk area analysis



## RESULTS TO END OF MARCH 2023

### Trends & actual injuries

Injuries resulting in more than a week off work

**31** injured in quarter  
**164** injured in year

**Trends – Change since last quarter**

**↓ -3.6%**  
fall in injuries per 1000 FTE workers

**↓ -3.0%**  
fall per 1 million m<sup>3</sup> roundwood production

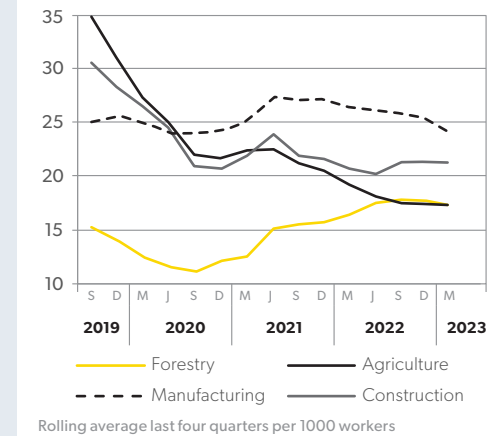
**Trends – Change since last year**

**↑ 5.8%**  
rise in injuries per 1000 FTE workers

**↑ 1.6%**  
rise per 1 million m<sup>3</sup> roundwood production

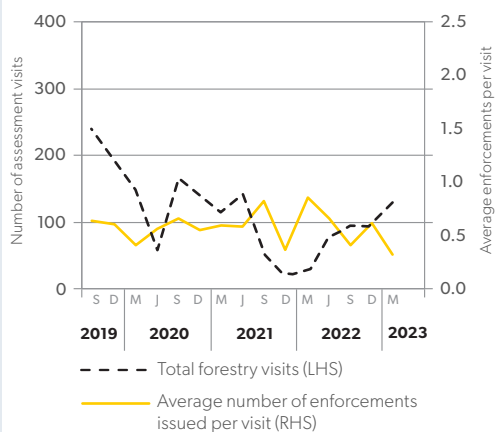
### Injuries to workers

Rate of injuries resulting in more than a week off work



## RESULTS TO END OF MARCH 2023

### WorkSafe visits and notices



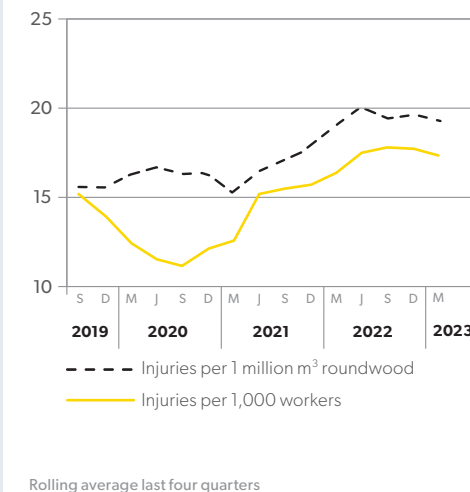
## RESULTS FROM OCT TO DEC 2023

### FISC Activity

**↑ 11,880** Safetree Facebook followers  
**↑ 63,600** Tiktok views last quarter  
**↑ 213,000** Facebook Reach last quarter  
**↑ 3,880** Safetree subscribers  
**↑ 5,470** TikTok followers  
**↓ 306** Certified or pending Contractors

### How do we compare

Rate of injuries resulting in more than a week off work



### Fatalities

Rate of fatalities per 100,000 FTEs

