

Grid[®] Report for Fleet Management

Spring 2023



Fleet Management Software

Contenders								Leaders
Niche								High Performers

Market Presence

Satisfaction

G2 Grid[®] Scoring

(Fleet Management Software continues on next page)

Fleet Management Software (continued)

Fleet Management Software Definition

Fleet management software allows businesses to monitor, track, and create detailed performance reports on vehicle fleets. Fleet management software is used to create more efficient driving routes, track vehicle inventory, and provide cost management and analysis, as well as track driver performance. Fleet management tools include mobile components to support on-the-go updates and communications surrounding changes, enabling managers and fleet employees to work together for maximum efficiency in delivery operations.

Fleet management software is often implemented alongside other supply chain and logistics software, such as [warehouse management software](#), [inventory control software](#), and [route planning software](#). These tools also integrate with financial software, as well as [CRM systems](#) and [order management software](#).

To qualify for inclusion in the Fleet Management category, a product must:

- ▶ Manage inventory of vehicles and equipment
- ▶ Dispatch vehicles and optimize driving routes
- ▶ Provide vehicle tracking with telematics
- ▶ Enable in-app communication and updates
- ▶ Include features for fleet maintenance
- ▶ Monitor and optimize fuel consumption
- ▶ Track employee progress and overall performance

Fleet Management Grid® Scoring Description

Products shown on the Grid® for Fleet Management have received a minimum of 10 reviews/ratings in data gathered by March 07, 2023. Products are ranked by customer satisfaction (based on user reviews) and market presence (based on market share, seller size, and social impact) and placed into four categories on the Grid®:

- ▶ Products in the Leader quadrant are rated highly by G2 users and have substantial Market Presence scores. Leaders include: [Verizon Connect](#), [Motive \(Formerly KeepTruckin\)](#), [Azuga Fleet](#), [Fleetio](#), [Onfleet](#), [Samsara](#), and [Geotab](#)
- ▶ High Performing products have high customer Satisfaction scores and low Market Presence compared to the rest of the category. High Performers include: [ClearPathGPS](#), [Tookan](#), [GPS Insight](#), [IntelliShift](#), [Fleetx](#), [GPSTab](#), [Driveroo Fleet](#), and [Momentum IoT](#)
- ▶ Contender products have relatively low customer Satisfaction scores and high Market Presence compared to the rest of the category. While they may have positive reviews, they do not have enough reviews to validate those ratings. Contenders include: [Teletrac Navman](#)
- ▶ Niche products have relatively low Satisfaction scores and low Market Presence compared to the rest of the category. While they may have positive reviews, they do not have enough reviews to validate those ratings. Niche products include: [Lytix](#), [EROAD](#), [Tenna](#), [FleetUp](#), [Dr Dispatch](#), [Trimble TMS \(Formerly TMW Systems\)](#), and [GPSWOX](#)



Grid® Scores for Fleet Management Software

The table below shows the Satisfaction and Market Presence scores that determine product placement on the Grid®. To learn more about each of the products, please see the profile section.

Leaders

	# of Reviews	Satisfaction	Market Presence	G2 Score
Verizon Connect	896	74	99	87
Motive (Formerly KeepTruckin)	194	81	84	83
Azuga Fleet	87	89	65	77
Fleetio	82	77	59	68
Onfleet	83	83	52	68
Samsara	23	53	73	63
Geotab	29	59	66	63

High Performers

ClearPathGPS	70	90	35	63
Tookan	88	68	49	59
GPS Insight	104	73	43	58
IntelliShift	21	69	39	54
Fleetx	36	72	34	53
GPSTab	12	73	11	42
Driveroo Fleet	11	76	5	41
Momentum IoT	38	56	6	31

(Grid® Scores for Fleet Management Software continues on next page)

* Products are ordered by G2 Score. Satisfaction score is used as a tiebreaker if two products have the same G2 Score.



Grid® Scores for Fleet Management Software (continued)

The table below shows the Satisfaction and Market Presence scores that determine product placement on the Grid®. To learn more about each of the products, please see the profile section.

Contenders

	# of Reviews	Satisfaction	Market Presence	G2 Score
Teletrac Navman	23	6	53	30

Niche

Lytix	19	39	48	43
EROAD	13	40	37	39
Tenna	18	43	32	37
FleetUp	11	37	18	28
Dr Dispatch	11	37	7	22
Trimble TMS (Formerly TMW Systems)	16	1	42	22
GPSWOX	10	23	9	16

* Products are ordered by G2 Score. Satisfaction score is used as a tiebreaker if two products have the same G2 Score.



Grid® Methodology

Grid® Rating Methodology

The Grid® represents the democratic voice of real software users, rather than the subjective opinion of one analyst. G2 rates products from the Fleet Management category algorithmically based on data sourced from product reviews shared by G2 users and data aggregated from online sources and social networks.

Technology buyers can use the Grid® to help them quickly select the best products for their businesses and to find peers with similar experiences. For sellers, media, investors, and analysts, the Grid® provides benchmarks for product comparison and market trend analysis.

Grid® Scoring Methodology

G2 rates products and sellers based on reviews gathered from our user community, as well as data aggregated from online sources and social networks. We apply a unique algorithm (v3.0) to this data to calculate the Satisfaction and Market Presence scores in real time. The Grid® Report for Fleet Management | Spring 2023 is based on scores calculated using the G2 algorithm v3.0 from reviews collected through March 07, 2023. To view the Fleet Management Grid® with the most recent data, please visit the [Fleet Management](#) page.

Satisfaction

The Satisfaction rating is affected by the following (in order of importance):

- ▶ Customer satisfaction with end user-focused product attributes based on user reviews
- ▶ Popularity and statistical significance based on the number of reviews received by G2
- ▶ Quality of reviews received (reviews that are more thoroughly completed will be weighted more heavily)
- ▶ Age of reviews (more-recent reviews provide relevant and up-to-date information that is reflective of the current state of a product)
- ▶ Customers' satisfaction with administration-specific product attributes based on user reviews
- ▶ Overall customer satisfaction and Net Promoter Score® (NPS) based on ratings by G2 users

Note: The customer satisfaction score is normalized for each Grid®, meaning the scores are relative.

(Grid® Methodology continues on next page)

** Net Promoter, Net Promoter System, Net Promoter Score, NPS and the NPS-related emoticons are registered trademarks of Bain & Company, Inc., Fred Reichheld and Satmetrix Systems, Inc.



Grid® Methodology (continued)

Market Presence

The Market Presence score is affected by the following (in order of importance):

- ▶ Market presence is a combination of 15 metrics from G2’s reviews, publicly available information, and third-party sources
- ▶ Both the software sellers and the individual products are measured on various criteria. The criteria are listed in order of importance. Products metric receive greater weight than seller metrics

Criteria	Measured For		Metrics
	Product	Seller	
Number of Employees	✓	✓	Employee Count (based on social networks and public sources)
Reviews	✓		Review Count (weighted by recency)
Web Presence	✓	✓	
Social Presence	✓	✓	
Growth	✓	✓	Employee Growth, Web Presence Growth
Seller Age		✓	
Employee Satisfaction and Engagement		✓	

- ▶ Each input is normalized by category and segment. This means that scores are relative to other products in the category/segment and may change from segment to segment
- ▶ The scores are then scaled from 0-100

Grid® Categorization Methodology

Making G2 research relevant and easy for people to use as they evaluate and select business software products is one of our most important goals. In support of that goal, organizing products and software companies in a well-defined structure that makes capturing, evaluating, and displaying reviews and other research in an orderly manner is a critical part of the research process.

To manage the process of categorizing the software products and the related reviews in the G2 community, G2 follows a publicly available [categorization methodology](#). All products appearing on the Grid® have passed through G2’s categorization methodology and meet G2’s category standards.

Many terms that appear regularly across G2 and are used to aid in product categorization warrant a definition to facilitate buyer understanding. These terms may be included within reviews from the G2 community or in executive summaries for products included on the Grid®. A [list of standard definitions](#) is available to G2 users to eliminate confusion and ease the buying process.

(Grid® Methodology continues on next page)



Grid® Methodology (continued)

Rating Changes and Dynamics

The ratings in this report are based on a snapshot of the user reviews and social data collected by G2 up through March 07, 2023. The ratings may change as the products are further developed, the sellers grow, and as additional opinions are shared by users. G2 updates the ratings on its website in real time as additional data is received, and this report will be updated as significant data is received. By improving their products and support and/or by having more satisfied customer voices heard, Contenders may become Leaders and Niche sellers may become High Performers.

Trust

Keeping our ratings unbiased is our top priority. We require the use of a LinkedIn account or verified business email address to validate a G2 user's identity and employer. We also validate users by partnering with sellers and organizations to securely authenticate users through select platforms. We do not allow users to review their current or former employers' products, or those of their employers' competitors. Additionally, all reviews are manually checked by our team after our algorithm filters out reviews that don't meet our submission requirements. All reviews must pass our moderation process before they are published.

Our G2 staff does not add any subjective input to the ratings, which are determined algorithmically based on data aggregated from publicly available online sources and social networks. Sellers cannot influence their ratings by spending time or money with us. Only the opinion of real users and data from public sources factor into the ratings.

G2 may occasionally offer incentives for honest reviews to help us gather a full and accurate data set. These incentives are offered as thank-yous for approved reviews. Incentives are never conditioned upon the substance of the review, positive or negative. Each such incentivized review is disclosed with an "Incentivized Review" banner.

Grid® Inclusion Criteria

All products in a G2 category that have at least 10 reviews from real users of the product are included on the Grid®. Inviting other users, such as colleagues and peers, to join G2 and share authentic product reviews will accelerate this process.

If a product is not yet listed on G2 and it fits the market definition above, then users are encouraged to [suggest its addition](#) to our [Fleet Management category](#).

Product Profiles

Product profiles and detailed charts are included for products with 10 or more reviews.



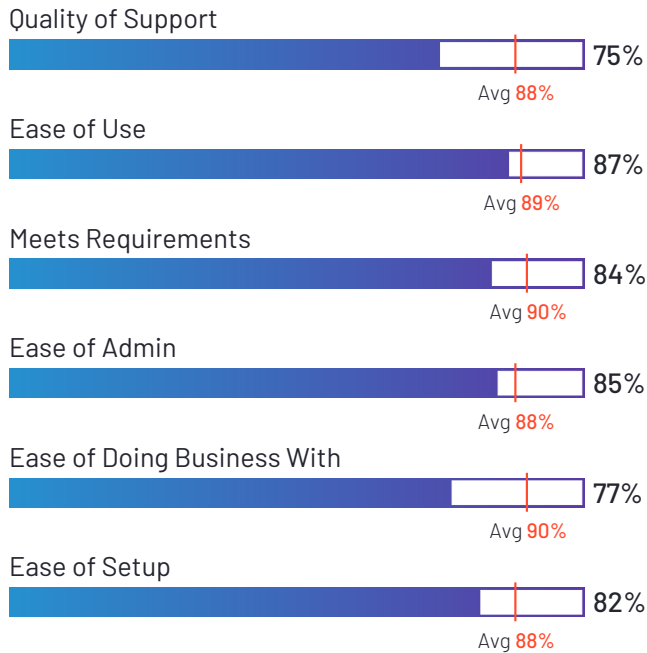
Verizon Connect

3.9 ★★★★★ (926)

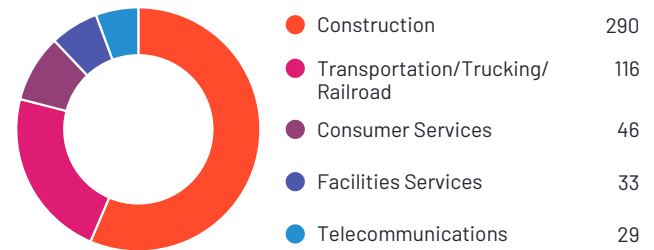


Verizon Connect has been named a Leader based on receiving a high customer Satisfaction score and having a large Market Presence. Verizon Connect has the largest Market Presence among products in Fleet Management. 79% of users rated it 4 or 5 stars, 71% of users believe it is headed in the right direction, and users said they would be likely to recommend Verizon Connect at a rate of 77%. Verizon Connect is also in the Route Planning, Field Service Management, and Fleet Tracking categories.

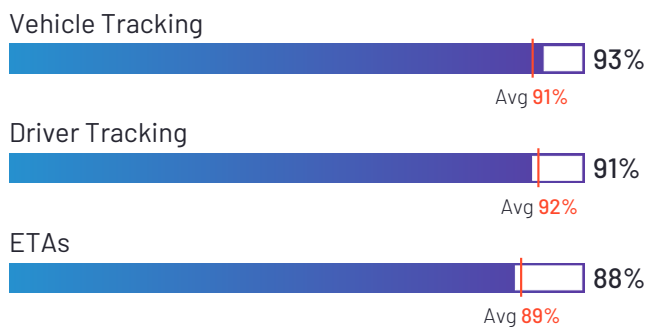
Satisfaction Ratings



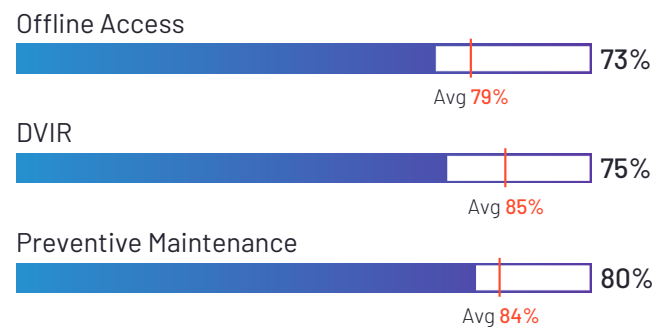
Top Industries Represented



Highest-Rated Features



Lowest-Rated Features



Ownership
Verizon Connect



HQ Location
Atlanta, GA



Total Revenue
\$126,034 (USD MM)



Employees (Listed On LinkedIn)
2,736



Company Website
verizonconnect.com

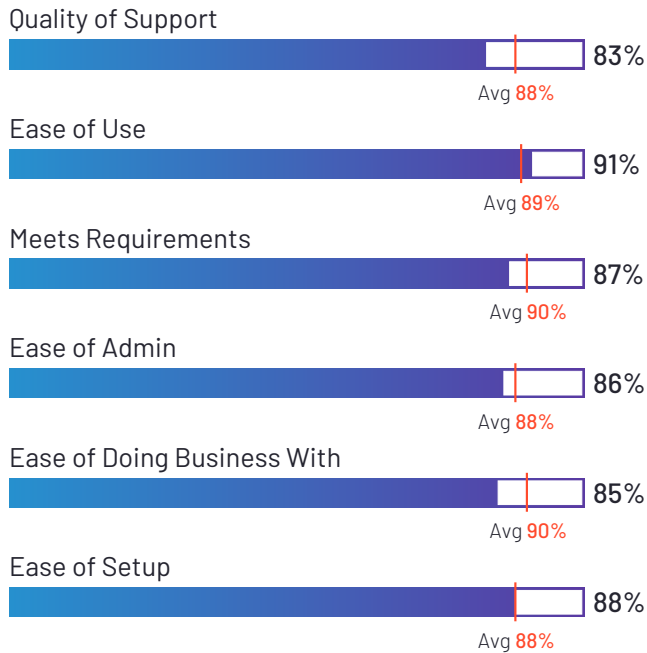


4.3 ★★★★★ (212)



Motive (Formerly KeepTruckin) has been named a Leader based on receiving a high customer Satisfaction score and having a large Market Presence. 88% of users rated it 4 or 5 stars, 83% of users believe it is headed in the right direction, and users said they would be likely to recommend Motive (Formerly KeepTruckin) at a rate of 86%. Motive (Formerly KeepTruckin) is also in the Freight Management and Load Board categories.

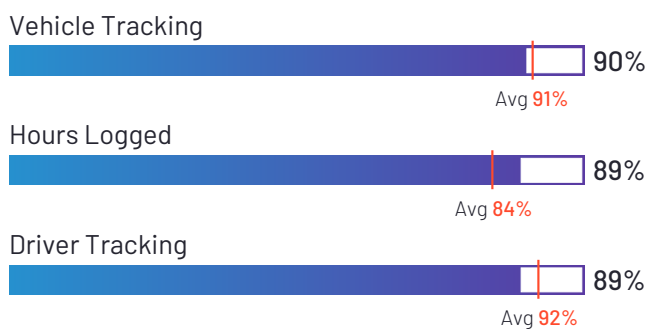
Satisfaction Ratings



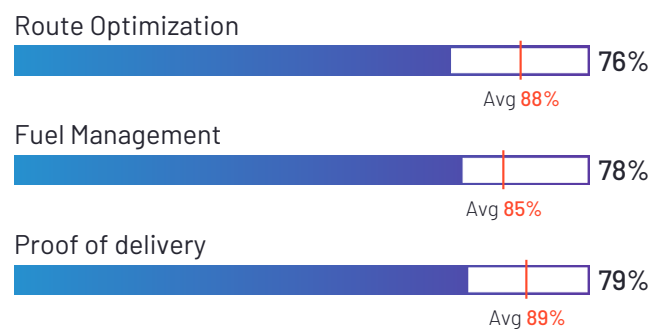
Top Industries Represented



Highest-Rated Features



Lowest-Rated Features



Ownership
Motive Technologies Inc.



HQ Location
San Francisco, California



Year Founded
2013



Employees (Listed On LinkedIn)
3,912



Company Website
gomotive.com



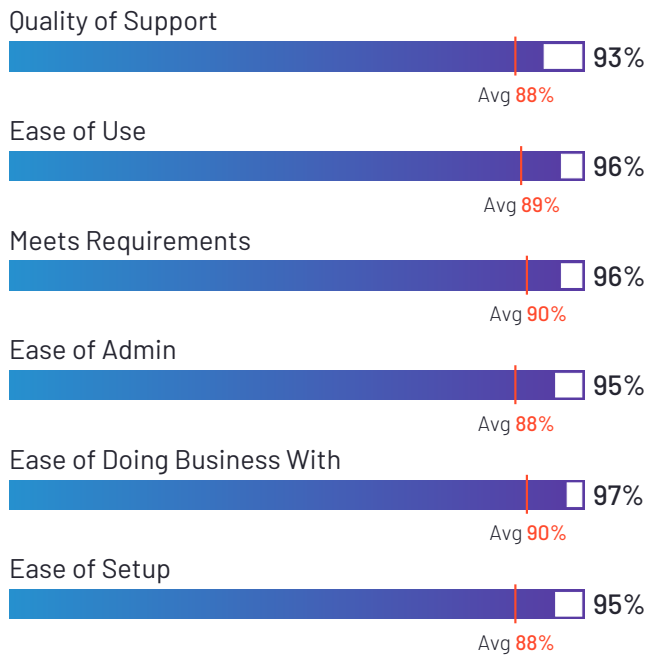
Azuga Fleet

4.7 ★★★★★ (103)

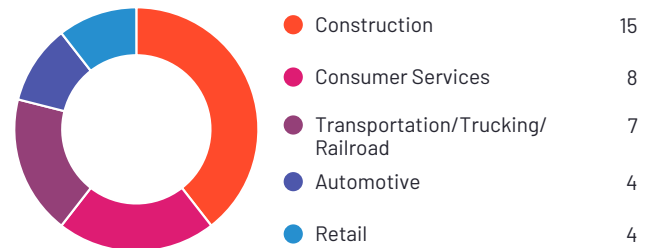


Azuga Fleet has been named a Leader based on receiving a high customer Satisfaction score and having a large Market Presence. 100% of users rated it 4 or 5 stars, 95% of users believe it is headed in the right direction, and users said they would be likely to recommend Azuga Fleet at a rate of 97%. Azuga Fleet is also in the Field Service Management category.

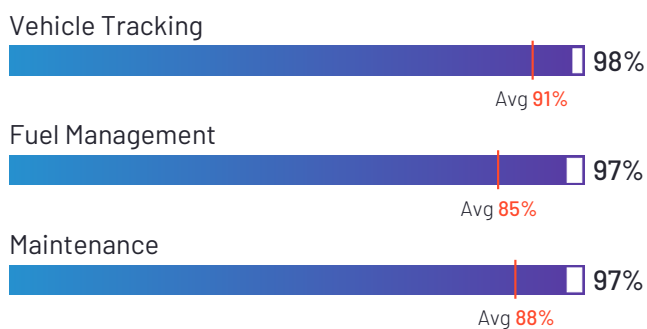
Satisfaction Ratings



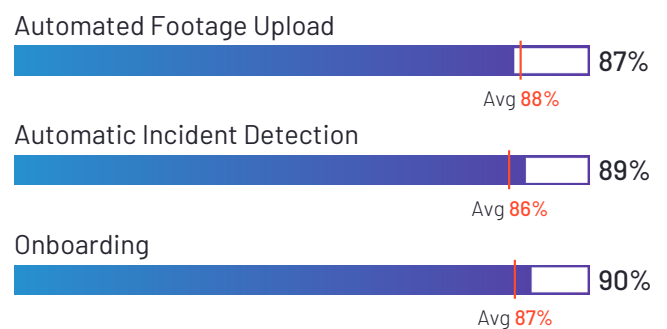
Top Industries Represented



Highest-Rated Features



Lowest-Rated Features



Ownership
Azuga



HQ Location
San Jose, CA



Year Founded
2012



Employees (Listed On LinkedIn)
970



Company Website
www.azuga.com



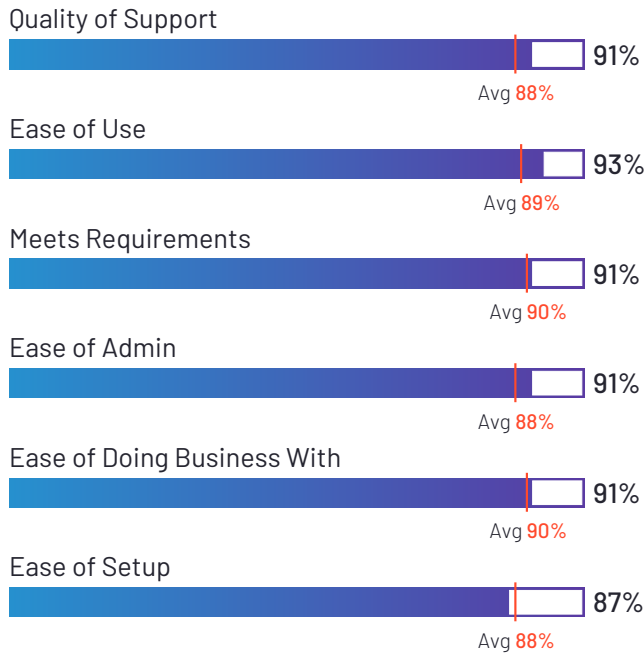
Fleetio

4.7 ★★★★★ (85)



Fleetio has been named a Leader based on receiving a high customer Satisfaction score and having a large Market Presence. 100% of users rated it 4 or 5 stars, 92% of users believe it is headed in the right direction, and users said they would be likely to recommend Fleetio at a rate of 93%. Fleetio is also in the Fleet Maintenance and Tool Tracking categories.

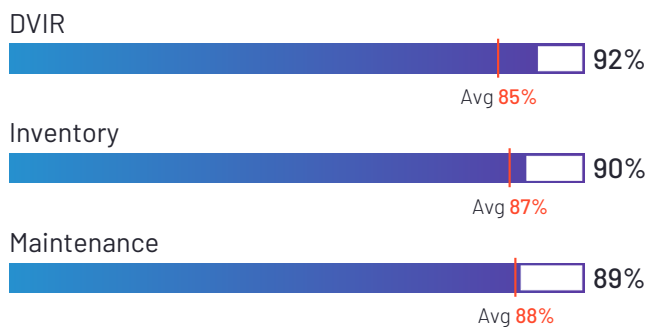
Satisfaction Ratings



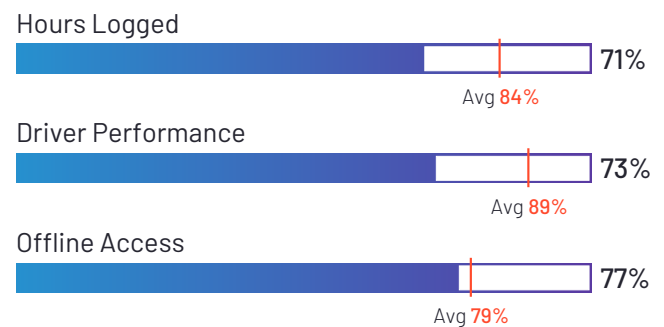
Top Industries Represented



Highest-Rated Features



Lowest-Rated Features



Ownership
Fleetio



HQ Location
Birmingham, AL



Year Founded
2012



Employees (Listed On LinkedIn)
211



Company Website
fleetio.com



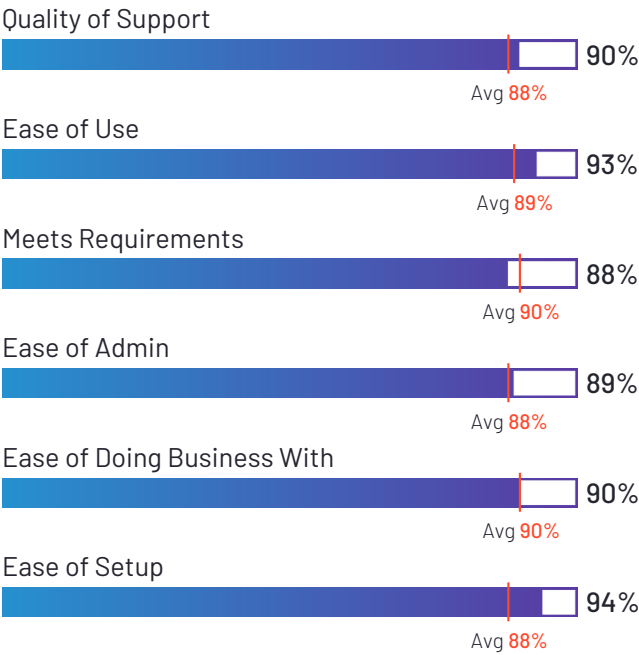
Onfleet

4.6 ★★★★★ (117)

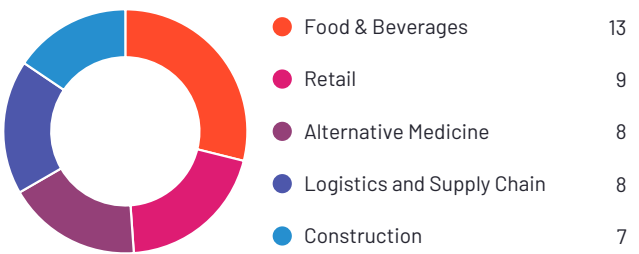


Onfleet has been named a Leader based on receiving a high customer Satisfaction score and having a large Market Presence. 100% of users rated it 4 or 5 stars, 95% of users believe it is headed in the right direction, and users said they would be likely to recommend Onfleet at a rate of 91%. Onfleet is also in the Last Mile Delivery, Fleet Tracking, Route Planning, Restaurant Delivery/Takeout, and Grocery Delivery categories.


Satisfaction Ratings




Top Industries Represented



Highest-Rated Features



Lowest-Rated Features



Ownership
Onfleet



HQ Location
San Francisco, CA



Year Founded
2015



Employees (Listed On LinkedIn)
99



Company Website
onfleet.com



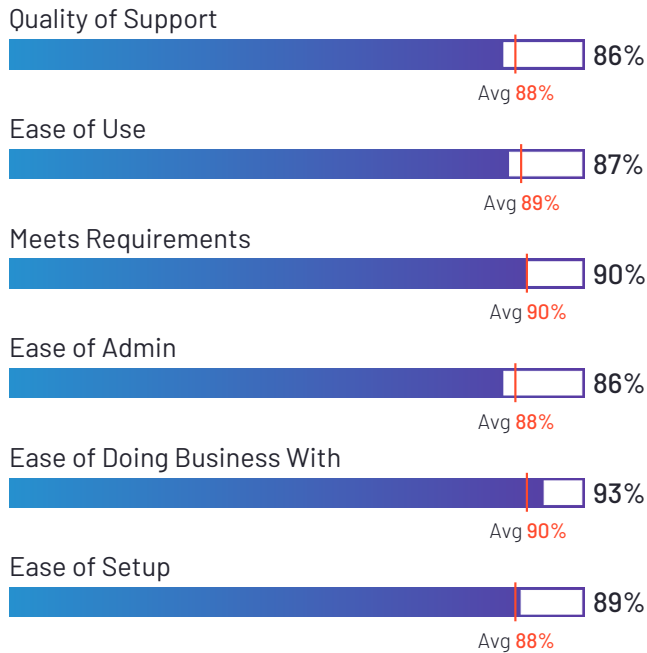
Samsara

4.4 ★★★★★ (25)



Samsara has been named a Leader based on receiving a high customer Satisfaction score and having a large Market Presence. 96% of users rated it 4 or 5 stars, 94% of users believe it is headed in the right direction, and users said they would be likely to recommend Samsara at a rate of 88%. Samsara is also in the Industrial IoT category.

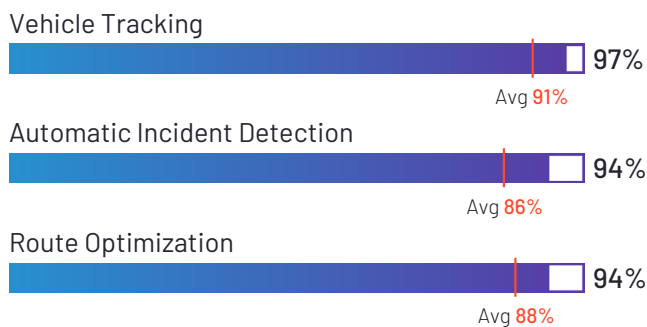
Satisfaction Ratings



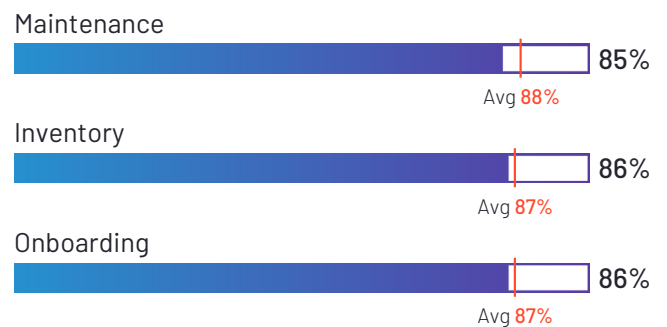
Top Industries Represented



Highest-Rated Features



Lowest-Rated Features



Ownership
Samsara



HQ Location
San Francisco, CA



Year Founded
2015



Employees (Listed On LinkedIn)
2,506



Company Website
samsara.com

GEOTAB

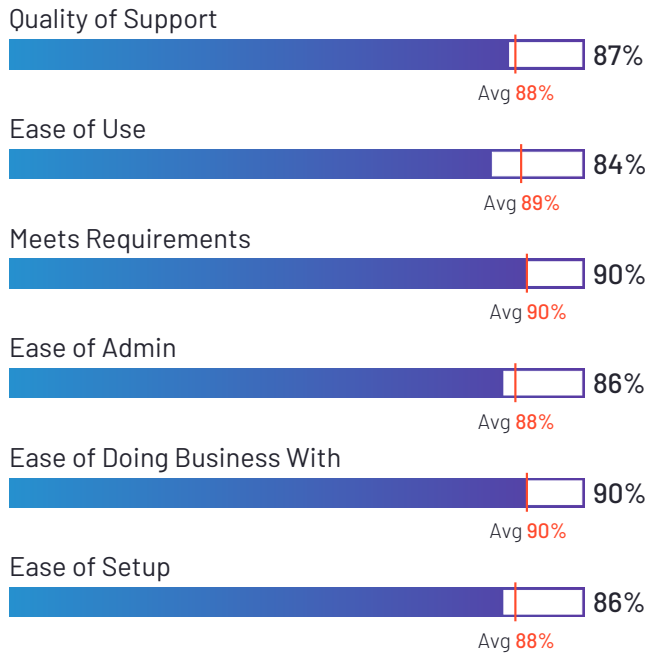
Geotab

4.1 ★★★★★ (30)




Geotab has been named a Leader based on receiving a high customer Satisfaction score and having a large Market Presence. 83% of users rated it 4 or 5 stars, 89% of users believe it is headed in the right direction, and users said they would be likely to recommend Geotab at a rate of 83%. Geotab is also in the SAP Store, Route Planning, and Fleet Maintenance categories.

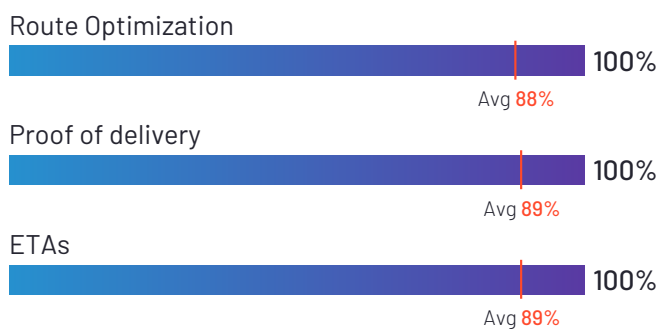
Satisfaction Ratings



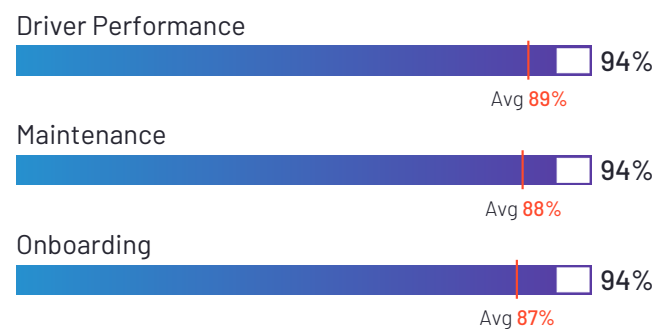
Top Industries Represented



Highest-Rated Features



Lowest-Rated Features



Ownership
Geotab



HQ Location
Oakville, Canada



Year Founded
2000



Employees (Listed On LinkedIn)
2,068



Company Website
www.geotab.com



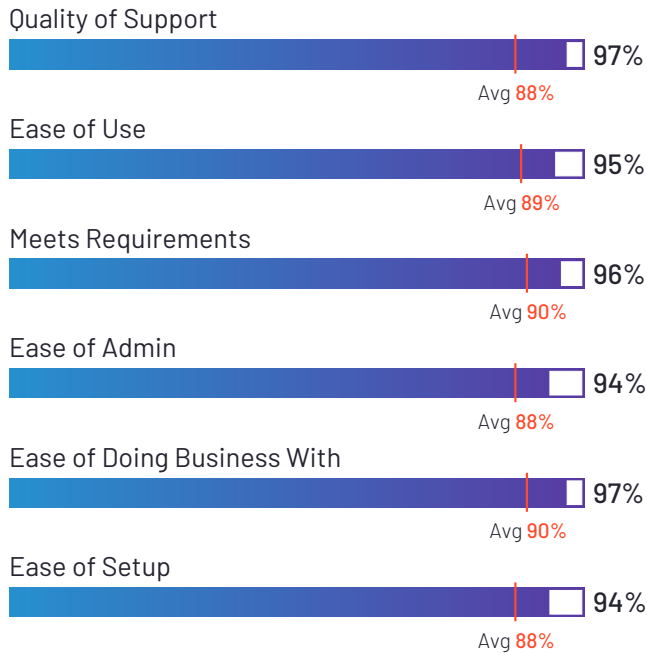
ClearPathGPS

4.9 ★★★★★ (72)

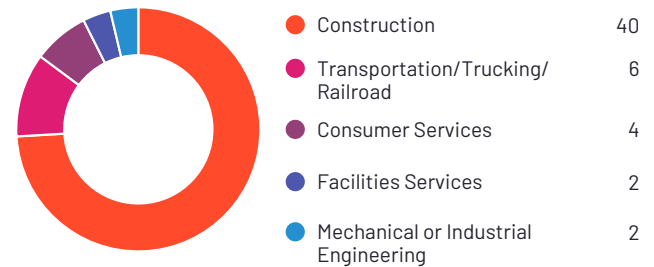


ClearPathGPS has been named a High Performer product based on having high customer Satisfaction scores and a low Market Presence compared to the rest of the category. ClearPathGPS received the highest Satisfaction score among products in Fleet Management. 100% of users rated it 4 or 5 stars, 98% of users believe it is headed in the right direction, and users said they would be likely to recommend ClearPathGPS at a rate of 97%.

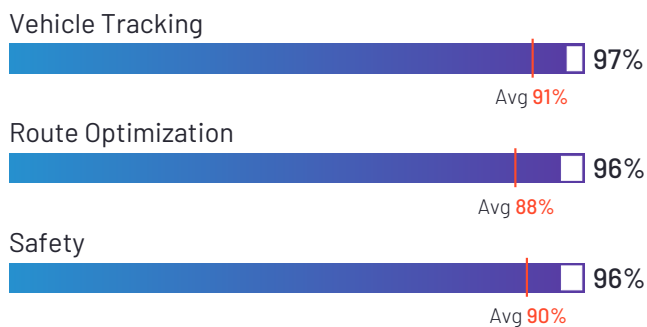
Satisfaction Ratings



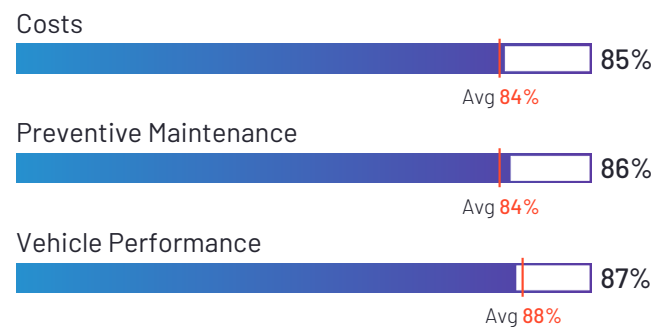
Top Industries Represented



Highest-Rated Features



Lowest-Rated Features



Ownership
ClearPathGPS, LLC.



Employees (Listed On LinkedIn)
27



Company Website
clearpathgps.com



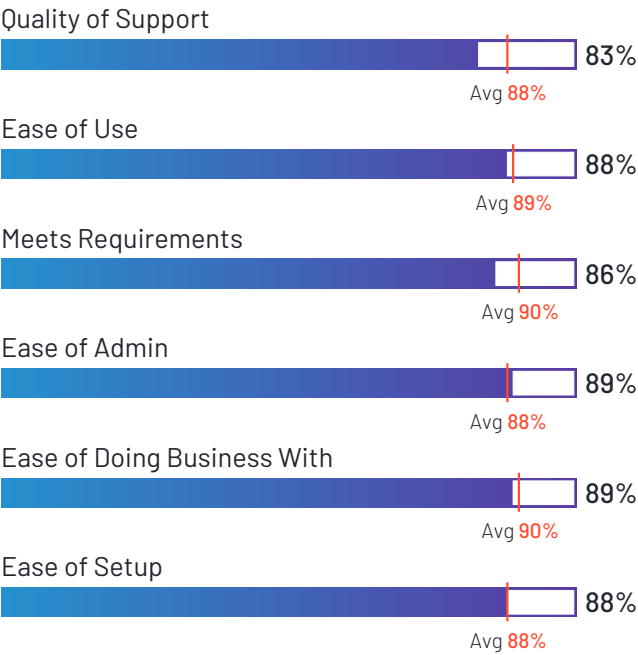
Tookan

4.3 ★★★★★ (129)

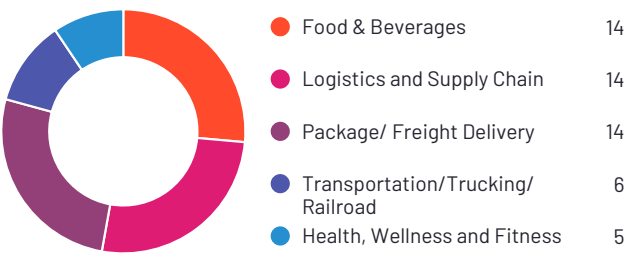


Tookan has been named a High Performer product based on having high customer Satisfaction scores and a low Market Presence compared to the rest of the category. 90% of users rated it 4 or 5 stars, 85% of users believe it is headed in the right direction, and users said they would be likely to recommend Tookan at a rate of 87%. Tookan is also in the Route Planning, Last Mile Delivery, and Fleet Tracking categories.

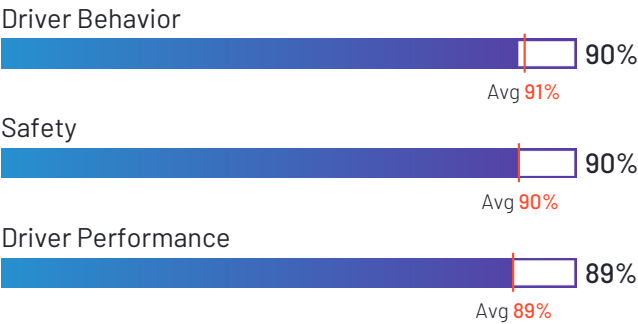
Satisfaction Ratings



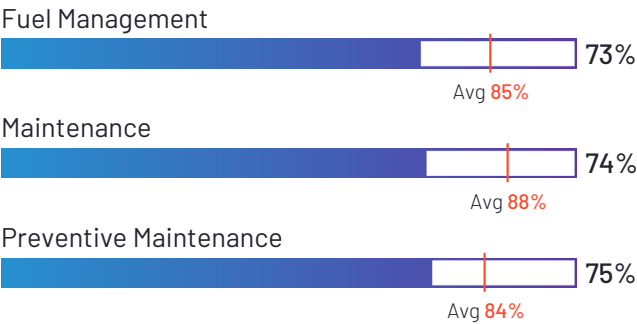
Top Industries Represented



Highest-Rated Features



Lowest-Rated Features



Ownership
Jungleworks



HQ Location
Tampa, Florida



Year Founded
2011



Employees (Listed On LinkedIn)
316



Company Website
jungleworks.com



GPSINSIGHT®

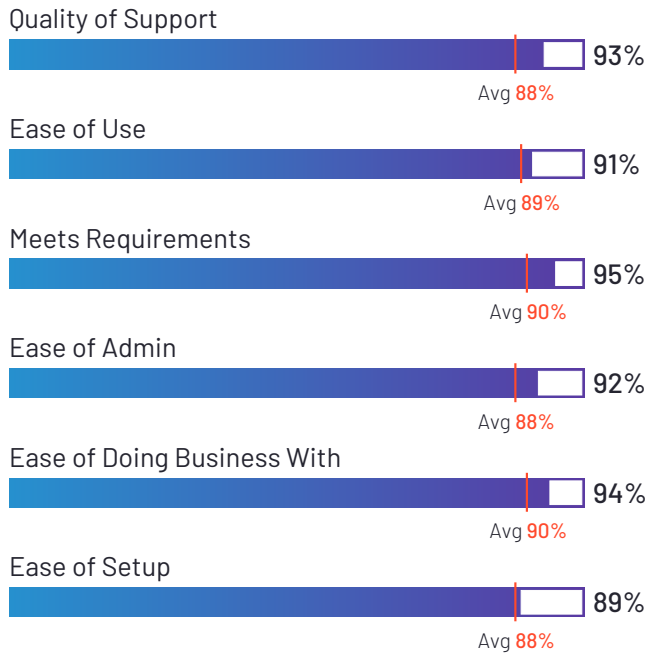
GPS Insight

4.5 ★★★★★ (106)

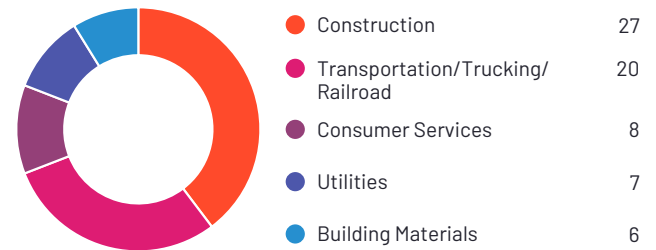


GPS Insight has been named a High Performer product based on having high customer Satisfaction scores and a low Market Presence compared to the rest of the category. 94% of users rated it 4 or 5 stars, 92% of users believe it is headed in the right direction, and users said they would be likely to recommend GPS Insight at a rate of 91%. GPS Insight is also in the Field Service Management category.

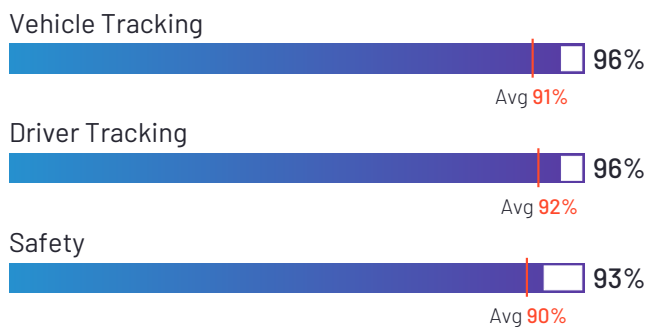
Satisfaction Ratings



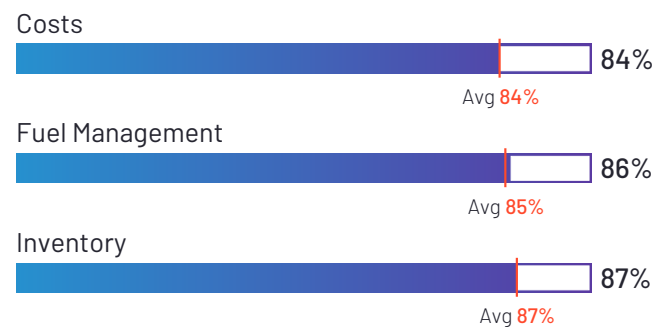
Top Industries Represented



Highest-Rated Features



Lowest-Rated Features



Ownership
GPS Insight



HQ Location
Scottsdale, AZ



Year Founded
2004



Employees (Listed On LinkedIn)
185



Company Website
gpsinsight.com



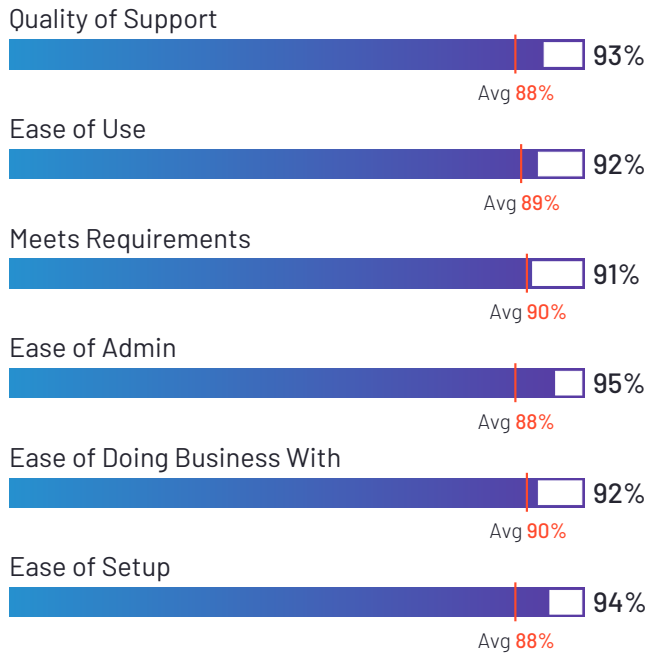
IntelliShift

4.6 ★★★★★ (29)

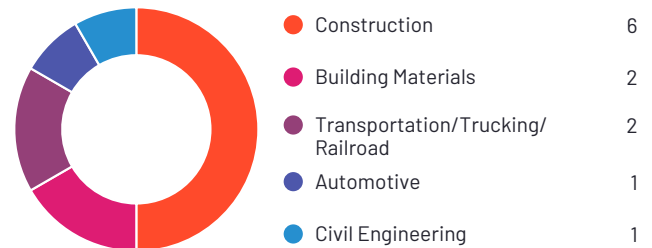


IntelliShift has been named a High Performer product based on having high customer Satisfaction scores and a low Market Presence compared to the rest of the category. 90% of users rated it 4 or 5 stars, 83% of users believe it is headed in the right direction, and users said they would be likely to recommend IntelliShift at a rate of 92%. IntelliShift is also in the Fleet Tracking and Fleet Maintenance categories.

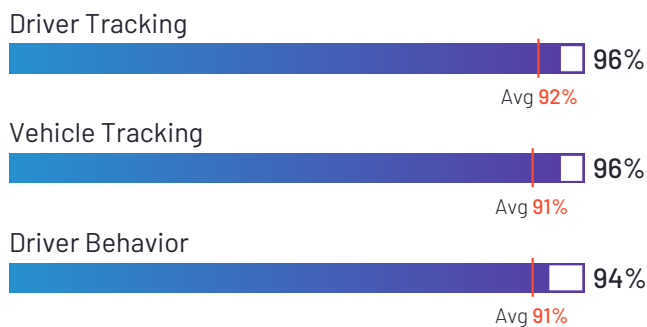
Satisfaction Ratings




Top Industries Represented



Highest-Rated Features



Lowest-Rated Features



Ownership
IntelliShift



HQ Location
Commack, NY



Year Founded
2002



Employees (Listed On LinkedIn)
123



Company Website
intellishift.com



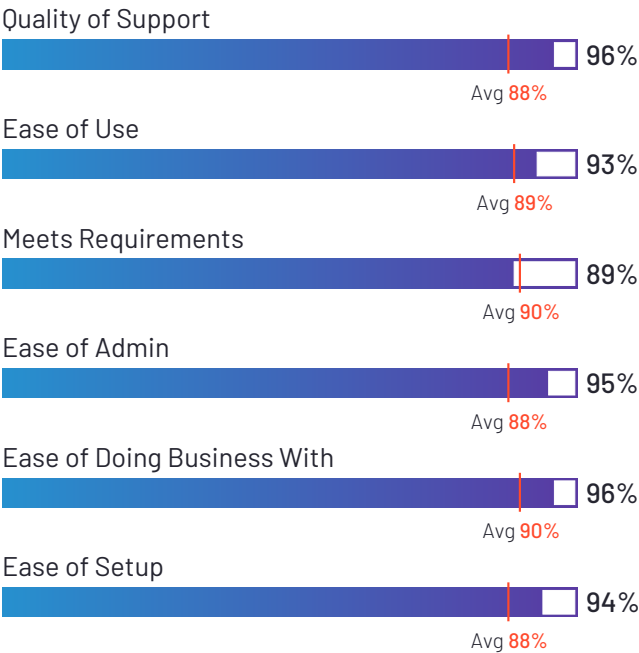
Fleetx

4.7 ★★★★★ (51)



Fleetx has been named a High Performer product based on having high customer Satisfaction scores and a low Market Presence compared to the rest of the category. 97% of users rated it 4 or 5 stars, 92% of users believe it is headed in the right direction, and users said they would be likely to recommend Fleetx at a rate of 94%. Fleetx is also in the Fleet Tracking, Fleet Maintenance, Supply Chain Visibility, Route Planning, and Transportation Management Systems (TMS) categories.

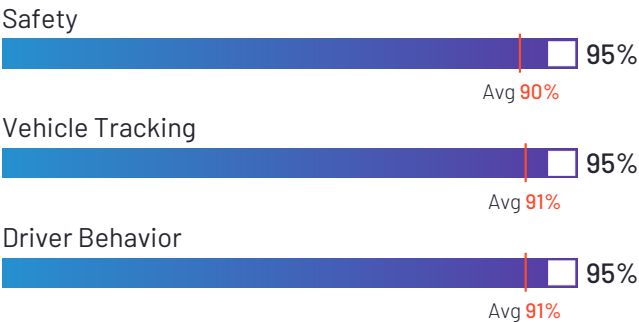
Satisfaction Ratings



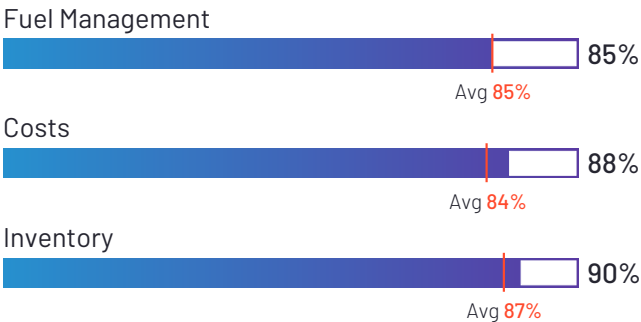
Top Industries Represented



Highest-Rated Features



Lowest-Rated Features



Ownership
Fleetx



HQ Location
Gurgaon, Haryana



Year Founded
2017



Employees (Listed
On LinkedIn)
405



Company Website
www.fleetx.io



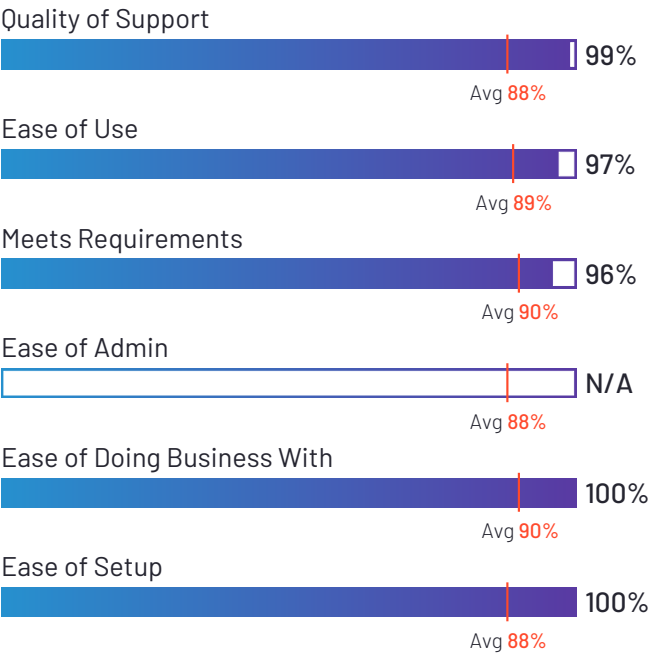
GPSTab

4.8 ★★★★★ (12)



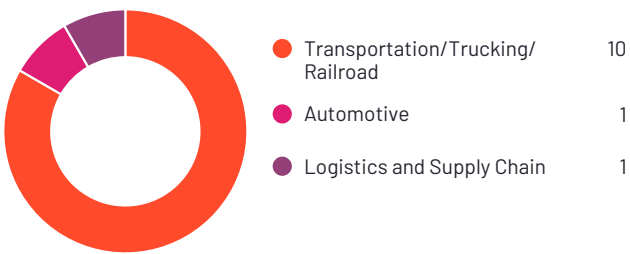
GPSTab has been named a High Performer product based on having high customer Satisfaction scores and a low Market Presence compared to the rest of the category. 100% of users rated it 4 or 5 stars, 86% of users believe it is headed in the right direction, and users said they would be likely to recommend GPSTab at a rate of 97%.

Satisfaction Ratings



*N/A is displayed when fewer than five responses were received for the question.

Top Industries Represented



Highest-Rated Features



Lowest-Rated Features



Ownership
UTECH



HQ Location
Oakbrook Terrace,
Illinois



Employees (Listed
On LinkedIn)
2



Company Website
unigtms.com



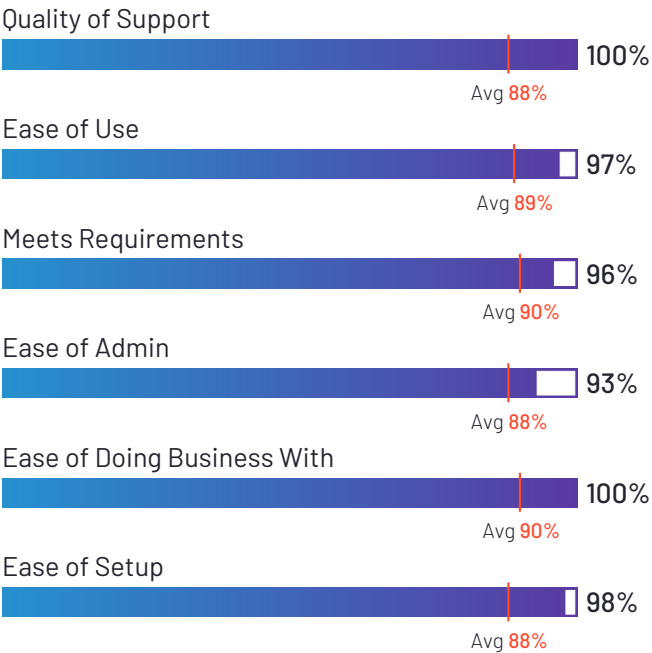
Driveroo Fleet

5.0 ★★★★★ (12)



Driveroo Fleet has been named a High Performer product based on having high customer Satisfaction scores and a low Market Presence compared to the rest of the category. 100% of users rated it 4 or 5 stars, 100% of users believe it is headed in the right direction, and users said they would be likely to recommend Driveroo Fleet at a rate of 100%. Driveroo Fleet is also in the Last Mile Delivery and Fleet Maintenance categories.

Satisfaction Ratings



Top Industries Represented



Ownership
Driveroo



HQ Location
Burlingame,
California



Year Founded
2016



**Employees (Listed
On LinkedIn)**
54



Company Website
driveroo.com



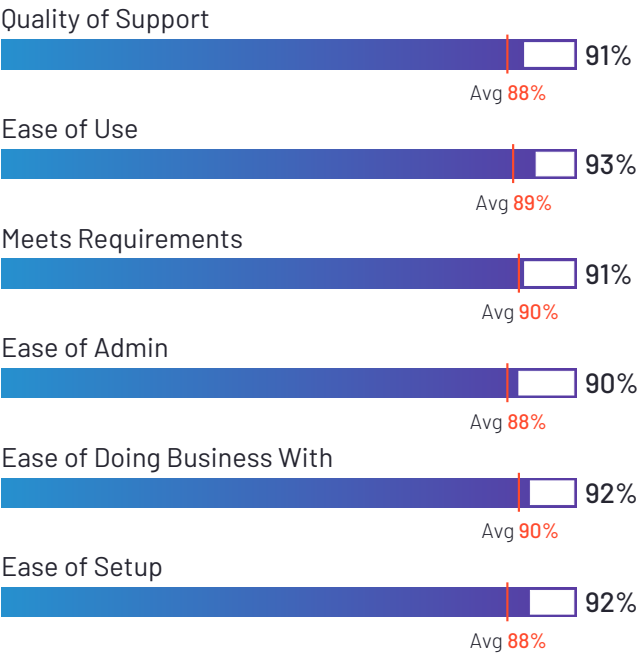
Momentum IoT

4.3 ★★★★★ (38)




Momentum IoT has been named a High Performer product based on having high customer Satisfaction scores and a low Market Presence compared to the rest of the category. 89% of users rated it 4 or 5 stars, 88% of users believe it is headed in the right direction, and users said they would be likely to recommend Momentum IoT at a rate of 87%.

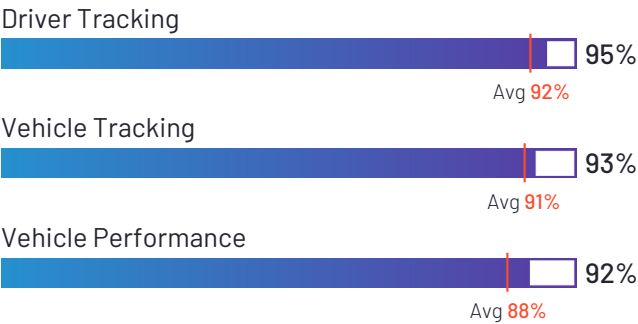
Satisfaction Ratings



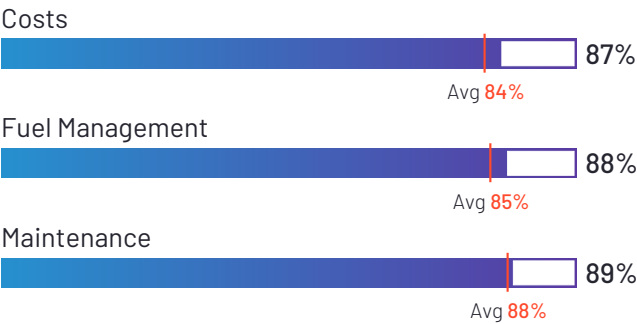
Top Industries Represented



Highest-Rated Features



Lowest-Rated Features



Ownership
Momentum IoT



HQ Location
Long Beach,
California



Employees (Listed
On LinkedIn)
19



Company Website
momentumiot.com

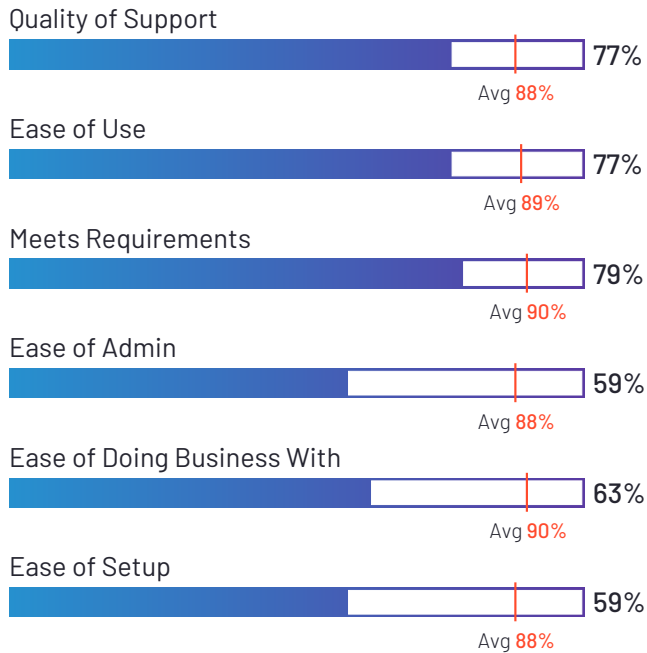


Teletrac Navman

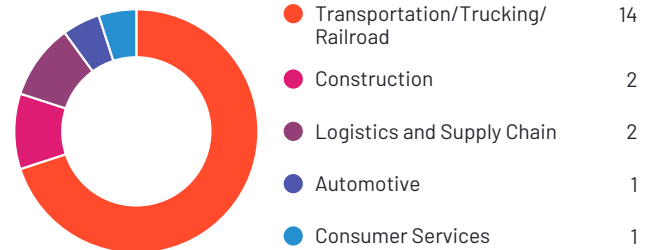
3.7 ★★★★★ (24)

Teletrac Navman has been named a Contender product based on having a relatively low customer Satisfaction score and large Market Presence compared to the rest of the category. While they may have positive reviews, they do not have enough reviews to validate those ratings. 74% of users rated it 4 or 5 stars, 67% of users believe it is headed in the right direction, and users said they would be likely to recommend Teletrac Navman at a rate of 75%.

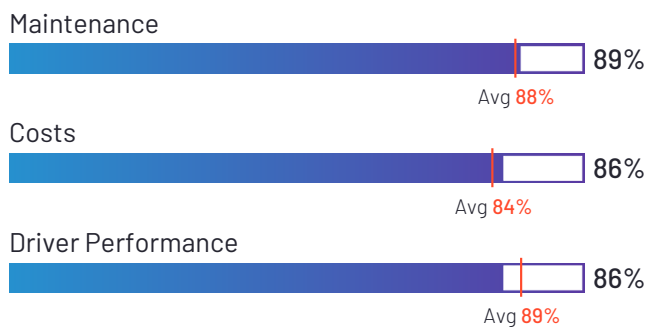
Satisfaction Ratings



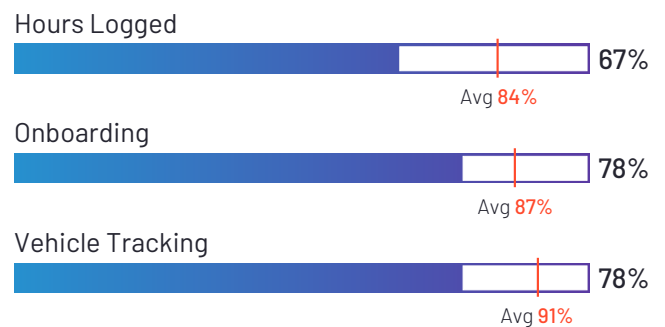
Top Industries Represented



Highest-Rated Features



Lowest-Rated Features



Ownership
Teletrac



HQ Location
Garden Grove, CA



Year Founded
1988



Employees (Listed On LinkedIn)
783



Company Website
teletracnavman.com

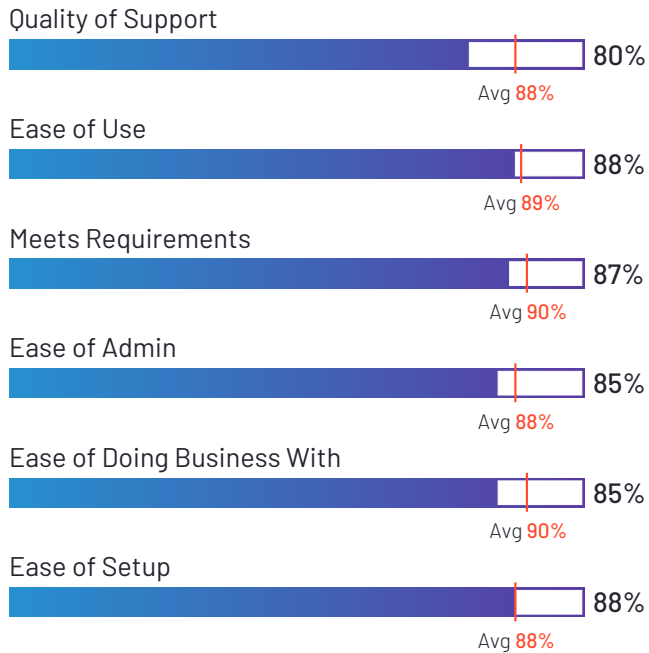


Lytx

4.4 ★★★★★ (21)

Lytx has been named a Niche product based on having a relatively low Satisfaction score and low Market Presence compared to the rest of the category. While they may have positive reviews, they do not have enough reviews to validate those ratings. 89% of users rated it 4 or 5 stars, 83% of users believe it is headed in the right direction, and users said they would be likely to recommend Lytx at a rate of 86%. Lytx is also in the Fleet Tracking category.


Satisfaction Ratings



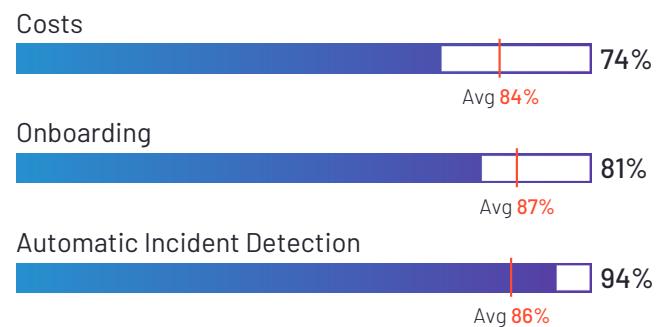
Top Industries Represented



Highest-Rated Features



Lowest-Rated Features



Ownership
Lytx



HQ Location
San Diego, CA



Year Founded
1998



Employees (Listed On LinkedIn)
832



Company Website
www.lytx.com



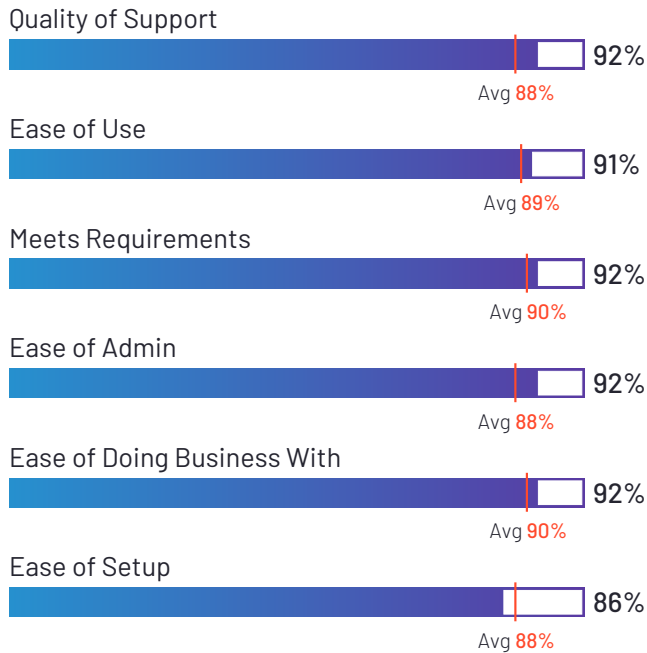
EROAD

EROAD

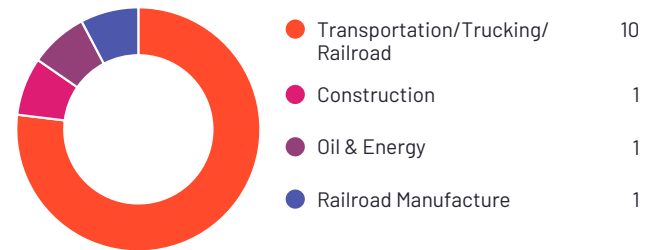
4.2 ★★★★★☆ (13)

EROAD has been named a Niche product based on having a relatively low Satisfaction score and low Market Presence compared to the rest of the category. While they may have positive reviews, they do not have enough reviews to validate those ratings. 85% of users rated it 4 or 5 stars, 92% of users believe it is headed in the right direction, and users said they would be likely to recommend EROAD at a rate of 83%.

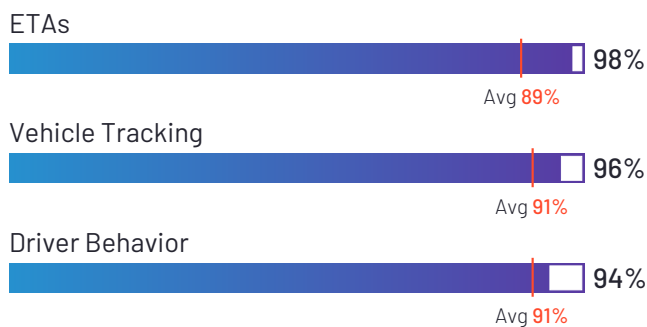
Satisfaction Ratings



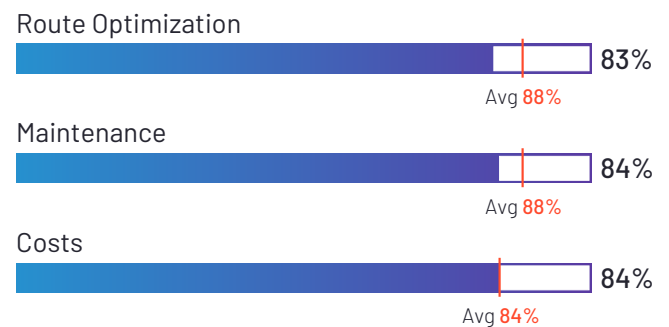
Top Industries Represented



Highest-Rated Features



Lowest-Rated Features



Ownership
EROAD



HQ Location
North Shore,
Auckland



Year Founded
2000



Total Revenue
\$53 (USD MM)



**Employees (Listed
On LinkedIn)**
472



Company Website
www.eroad.com



TENNA

Tenna

4.1 ★★★★★☆ (24)

Tenna has been named a Niche product based on having a relatively low Satisfaction score and low Market Presence compared to the rest of the category. While they may have positive reviews, they do not have enough reviews to validate those ratings. 78% of users rated it 4 or 5 stars, 77% of users believe it is headed in the right direction, and users said they would be likely to recommend Tenna at a rate of 84%. Tenna is also in the Asset Performance Management, Tool Tracking, Asset Tracking, Enterprise Asset Management (EAM), and CMMS categories.

Satisfaction Ratings

Quality of Support



Ease of Use



Meets Requirements



Ease of Admin



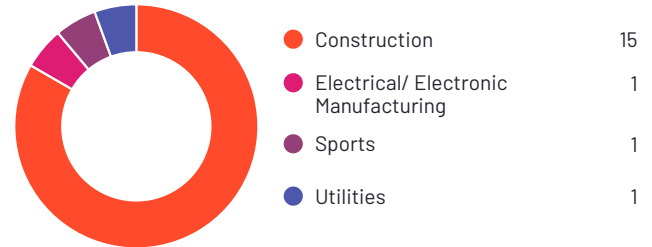
Ease of Doing Business With



Ease of Setup



Top Industries Represented



Highest-Rated Features

Inventory



Vehicle Tracking



Driver Tracking



Lowest-Rated Features

Costs



Offline Access



Fuel Management



Ownership
Tenna



HQ Location
Edison, NJ



Year Founded
2015



Employees (Listed
On LinkedIn)
131



Company Website
www.tenna.com

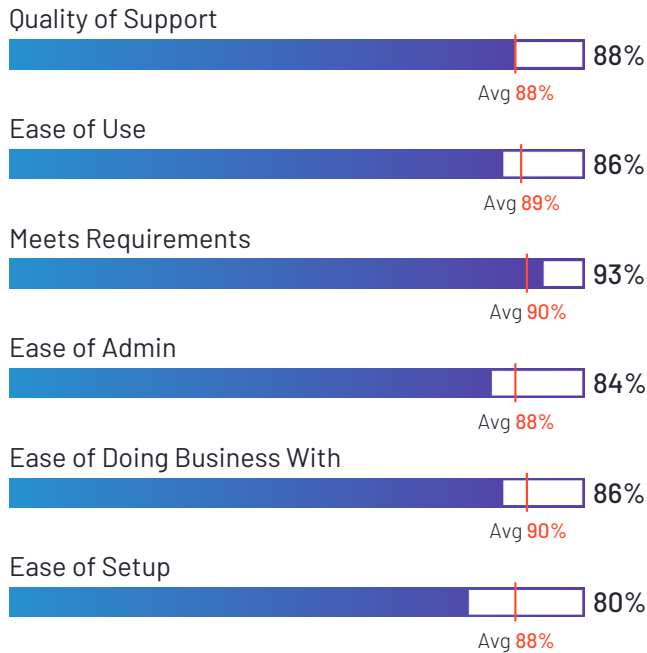
FLEETUP

FleetUp

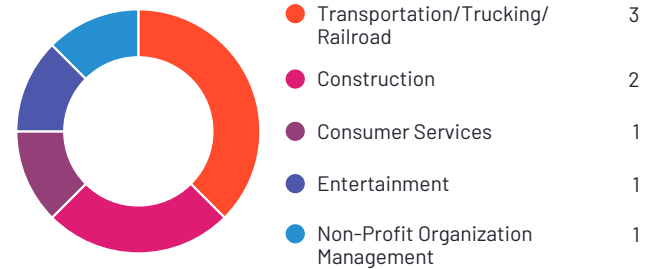
4.3 ★★★★★ (11)

FleetUp has been named a Niche product based on having a relatively low Satisfaction score and low Market Presence compared to the rest of the category. While they may have positive reviews, they do not have enough reviews to validate those ratings. 91% of users rated it 4 or 5 stars, 100% of users believe it is headed in the right direction, and users said they would be likely to recommend FleetUp at a rate of 86%.

Satisfaction Ratings



Top Industries Represented



Ownership
FleetUp



HQ Location
San Jose, California



Year Founded
2013



Employees (Listed On LinkedIn)
71



Company Website
fleetup.com

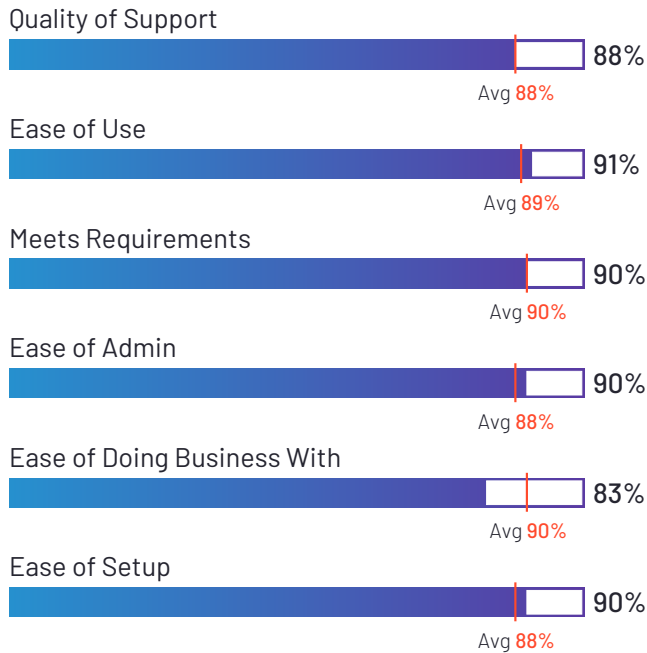


Dr Dispatch

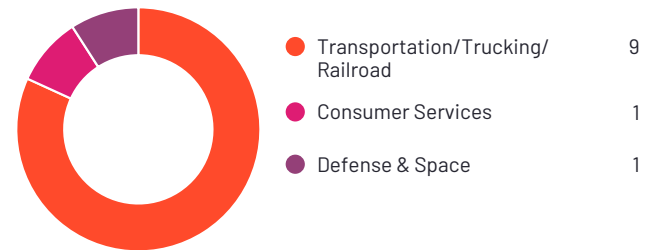
4.4 ★★★★★ (11)

Dr Dispatch has been named a Niche product based on having a relatively low Satisfaction score and low Market Presence compared to the rest of the category. While they may have positive reviews, they do not have enough reviews to validate those ratings. 91% of users rated it 4 or 5 stars, 90% of users believe it is headed in the right direction, and users said they would be likely to recommend Dr Dispatch at a rate of 87%. Dr Dispatch is also in the Trucking and Transportation Management Systems (TMS) categories.

Satisfaction Ratings



Top Industries Represented



Ownership
Dr Dispatch



HQ Location
Springfield, MO



Year Founded
1993



Employees (Listed On LinkedIn)
8



Company Website
drdispatch.com

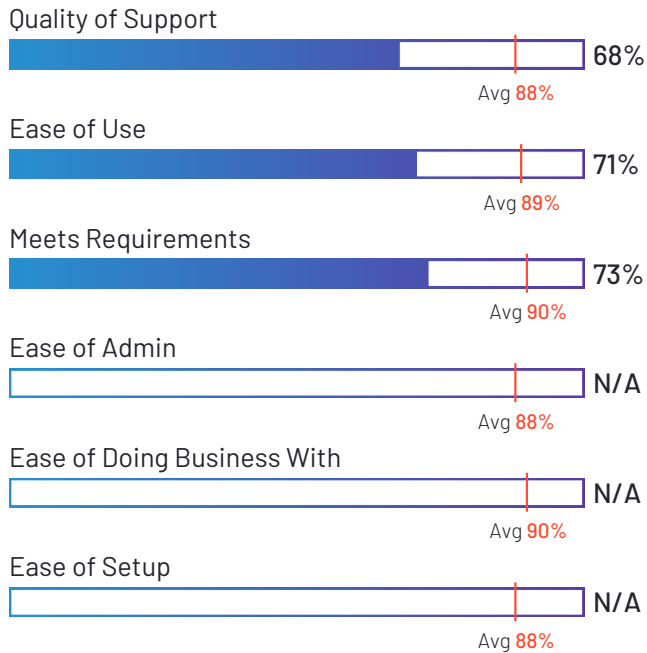


Trimble TMS (Formerly TMW Systems)

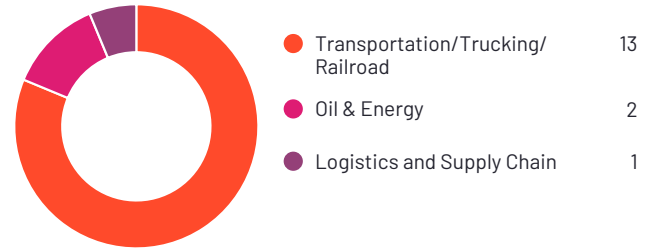
3.4 ★★★★★ (19)

Trimble TMS (Formerly TMW Systems) has been named a Niche product based on having a relatively low Satisfaction score and low Market Presence compared to the rest of the category. While they may have positive reviews, they do not have enough reviews to validate those ratings. 63% of users rated it 4 or 5 stars, 70% of users believe it is headed in the right direction, and users said they would be likely to recommend Trimble TMS (Formerly TMW Systems) at a rate of 69%. Trimble TMS (Formerly TMW Systems) is also in the Transportation Management Systems (TMS) and 3PL categories.

Satisfaction Ratings



Top Industries Represented



*N/A is displayed when fewer than five responses were received for the question.



Ownership
Trimble



HQ Location
Sunnyvale, CA



Year Founded
1978



Total Revenue
\$3,148 (USD MM)



Employees (Listed On LinkedIn)
8,881



Company Website
trimble.com

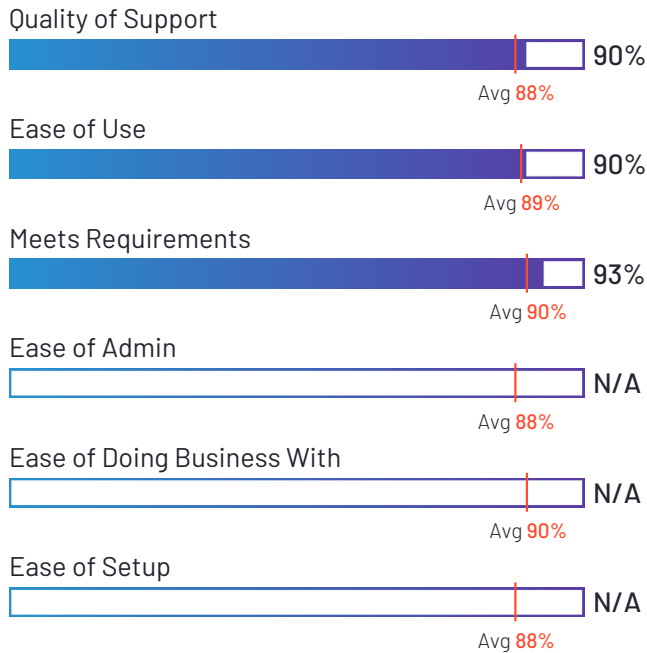


GPSWOX

4.9 ★★★★★ (11)

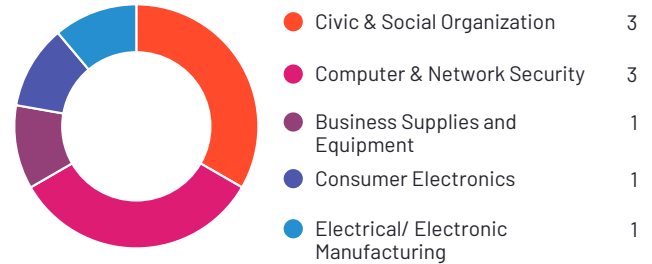
GPSWOX has been named a Niche product based on having a relatively low Satisfaction score and low Market Presence compared to the rest of the category. While they may have positive reviews, they do not have enough reviews to validate those ratings. 100% of users rated it 4 or 5 stars, 100% of users believe it is headed in the right direction, and users said they would be likely to recommend GPSWOX at a rate of 97%. GPSWOX is also in the Fleet Tracking category.

Satisfaction Ratings

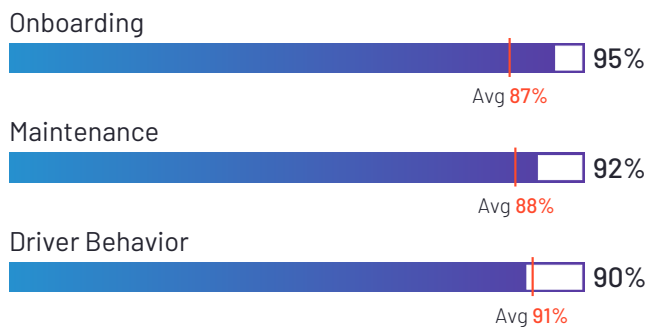


*N/A is displayed when fewer than five responses were received for the question.

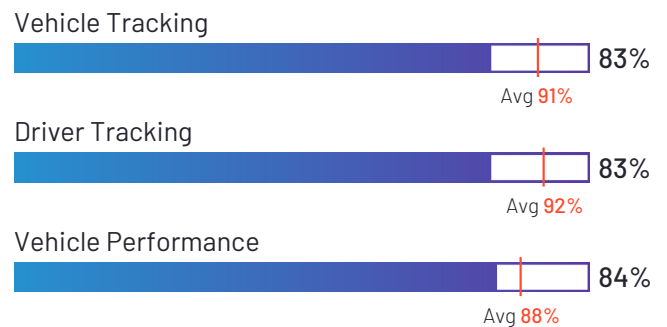
Top Industries Represented



Highest-Rated Features



Lowest-Rated Features



Ownership
GPSWOX



HQ Location
London



Year Founded
2014



Employees (Listed On LinkedIn)
14



Company Website
www.gpswox.com



Satisfaction Ratings for Fleet Management

G2 reviewers rated software sellers’ ability to satisfy their needs as shown in the table below.

	Satisfaction		Satisfaction by Category						Net Promoter Score (NPS)
	Likelihood to Recommend	Product Going in Right Direction?	Meets Requirements	Ease of Admin	Ease of Doing Business With	Quality of Support	Ease of Setup	Ease of Use	Net Promoter Score (NPS) (Range from -100 to +100)
Verizon Connect	77%	71%	84%	85%	77%	75%	82%	87%	33
Motive (Formerly KeepTruckin)	86%	83%	87%	86%	85%	83%	88%	91%	60
Azuga Fleet	97%	95%	96%	95%	97%	93%	95%	96%	91
Fleetio	93%	92%	91%	91%	91%	91%	87%	93%	79
Onfleet	91%	95%	88%	89%	90%	90%	94%	93%	77
Samsara	88%	94%	90%	86%	93%	86%	89%	87%	56
Geotab	83%	89%	90%	86%	90%	87%	86%	84%	37
ClearPathGPS	97%	98%	96%	94%	97%	97%	94%	95%	92
Tookan	87%	85%	86%	89%	89%	83%	88%	88%	61
GPS Insight	91%	92%	95%	92%	94%	93%	89%	91%	69
IntelliShift	92%	83%	91%	95%	92%	93%	94%	92%	66
Fleetx	94%	92%	89%	95%	96%	96%	94%	93%	83
GPSTab	97%	86%	96%	N/A	100%	99%	100%	97%	91
Driveroo Fleet	100%	100%	96%	93%	100%	100%	98%	97%	100
Momentum IoT	87%	88%	91%	90%	92%	91%	92%	93%	47

(Satisfaction Ratings for Fleet Management continues on next page)

*N/A is displayed when fewer than five responses were received for the question.

**Net Promoter Score ranges from -100 to +100



Satisfaction Ratings for Fleet Management

(continued)

G2 reviewers rated software sellers’ ability to satisfy their needs as shown in the table below.

	Satisfaction		Satisfaction by Category						Net Promoter Score (NPS)
	Likelihood to Recommend	Product Going in Right Direction?	Meets Requirements	Ease of Admin	Ease of Doing Business With	Quality of Support	Ease of Setup	Ease of Use	Net Promoter Score (NPS) (Range from -100 to +100)
Teletrac Navman	75%	67%	79%	59%	63%	77%	59%	77%	21
Lytx	86%	83%	87%	85%	85%	80%	88%	88%	68
EROAD	83%	92%	92%	92%	92%	92%	86%	91%	38
Tenna	84%	77%	86%	86%	97%	90%	83%	89%	33
FleetUp	86%	100%	93%	84%	86%	88%	80%	86%	54
Dr Dispatch	87%	90%	90%	90%	83%	88%	90%	91%	72
Trimble TMS (Formerly TMW Systems)	69%	70%	73%	N/A	N/A	68%	N/A	71%	-12
GPSWOX	97%	100%	93%	N/A	N/A	90%	N/A	90%	90
Average	88%	88%	90%	88%	90%	88%	88%	89%	61

*N/A is displayed when fewer than five responses were received for the question.

**Net Promoter Score ranges from -100 to +100



Feature Comparison for Fleet Management

G2 users have evaluated the following products by feature. Feature ratings are representative of reviewers’ overall satisfaction with each feature and do not necessarily take into account the breadth of individual product features. The results are shown below.

Vehicle Management

	Inventory	Fuel Management	Maintenance	Vehicle Tracking
Verizon Connect	84%	80%	81%	93%
Motive (Formerly KeepTruckin)	84%	78%	80%	90%
Azuga Fleet	96%	97%	97%	98%
Fleetio	90%	86%	89%	83%
Onfleet				93%
Samsara	86%	92%	85%	97%
Geotab	96%	96%	94%	97%
ClearPathGPS		90%	89%	97%
Tookan	80%	73%	74%	87%
GPS Insight	87%	86%	88%	96%
IntelliShift	N/A	N/A	86%	96%
Fleetx	90%	85%	92%	95%
GPSTab	N/A	N/A	N/A	83%
Driveroo Fleet	N/A	N/A	100%	N/A
Momentum IoT	90%	88%	89%	93%

(Feature Comparison for Fleet Management continues on next page)

*N/A is displayed when fewer than five responses were received for the question.
**A blank box indicates that a seller has selected that they do not offer that feature.

Feature Comparison for Fleet Management (continued)

G2 users have evaluated the following products by feature. Feature ratings are representative of reviewers' overall satisfaction with each feature and do not necessarily take into account the breadth of individual product features. The results are shown below.

Vehicle Management

	Inventory	Fuel Management	Maintenance	Vehicle Tracking
Teletrac Navman	79%	83%	89%	78%
Lytix		N/A	N/A	N/A
EROAD	89%	87%	84%	96%
Tenna	89%	74%	82%	89%
FleetUp	N/A	N/A	N/A	94%
Dr Dispatch	N/A	N/A	N/A	N/A
Trimble TMS (Formerly TMW Systems)	N/A	N/A	N/A	N/A
GPSWOX	89%	86%	92%	83%
Average	88%	85%	88%	91%

(Feature Comparison for Fleet Management continues on next page)

*N/A is displayed when fewer than five responses were received for the question.

**A blank box indicates that a seller has selected that they do not offer that feature.



Feature Comparison for Fleet Management (continued)

G2 users have evaluated the following products by feature. Feature ratings are representative of reviewers' overall satisfaction with each feature and do not necessarily take into account the breadth of individual product features. The results are shown below.

Driver Management

	Onboarding	Safety	Driver Tracking	Driver Behavior
Verizon Connect	83%	87%	91%	88%
Motive (Formerly KeepTruckin)	84%	88%	89%	87%
Azuga Fleet	90%	96%	96%	94%
Fleetio	78%			
Onfleet	93%	89%	94%	87%
Samsara	86%	90%	93%	88%
Geotab	94%	94%	94%	97%
ClearPathGPS	88%	96%	96%	96%
Tookan	86%	90%	86%	90%
GPS Insight	91%	93%	96%	92%
IntelliShift	86%	86%	96%	94%
Fleetx	95%	95%	93%	95%
GPSTab	N/A	N/A	N/A	N/A
Driveroo Fleet	N/A	N/A	N/A	N/A
Momentum IoT			95%	91%

(Feature Comparison for Fleet Management continues on next page)

*N/A is displayed when fewer than five responses were received for the question.
**A blank box indicates that a seller has selected that they do not offer that feature.

Feature Comparison for Fleet Management (continued)

G2 users have evaluated the following products by feature. Feature ratings are representative of reviewers' overall satisfaction with each feature and do not necessarily take into account the breadth of individual product features. The results are shown below.

Driver Management

	Onboarding	Safety	Driver Tracking	Driver Behavior
Teletrac Navman	78%	80%	86%	84%
Lytix	81%	98%	94%	100%
EROAD	88%	92%	92%	94%
Tenna		82%	86%	82%
FleetUp	N/A	N/A	N/A	N/A
Dr Dispatch	N/A	N/A	N/A	N/A
Trimble TMS (Formerly TMW Systems)	N/A	N/A	N/A	N/A
GPSWOX	95%	89%	83%	90%
Average	87%	90%	92%	91%

(Feature Comparison for Fleet Management continues on next page)

*N/A is displayed when fewer than five responses were received for the question.

**A blank box indicates that a seller has selected that they do not offer that feature.



Feature Comparison for Fleet Management (continued)

G2 users have evaluated the following products by feature. Feature ratings are representative of reviewers' overall satisfaction with each feature and do not necessarily take into account the breadth of individual product features. The results are shown below.

Deliveries

	ETAs	Proof of delivery	Route Optimization
Verizon Connect	88%	87%	86%
Motive (Formerly KeepTruckin)	82%	79%	76%
Azuga Fleet	94%	93%	95%
Fleetio			
Onfleet	86%	93%	84%
Samsara	88%	86%	94%
Geotab	100%	100%	100%
ClearPathGPS	91%	91%	96%
Tookan	82%	88%	79%
GPS Insight	92%	91%	90%
IntelliShift	N/A	N/A	N/A
Fleetx	94%	94%	92%
GPSTab	N/A	N/A	N/A
Driveroo Fleet	N/A	N/A	N/A
Momentum IoT			

(Feature Comparison for Fleet Management continues on next page)

*N/A is displayed when fewer than five responses were received for the question.
**A blank box indicates that a seller has selected that they do not offer that feature.

Feature Comparison for Fleet Management (continued)

G2 users have evaluated the following products by feature. Feature ratings are representative of reviewers' overall satisfaction with each feature and do not necessarily take into account the breadth of individual product features. The results are shown below.

Deliveries

	ETAs	Proof of delivery	Route Optimization
Teletrac Navman	81%	86%	86%
Lytx	N/A	N/A	N/A
EROAD	98%	88%	83%
Tenna			
FleetUp	N/A	N/A	N/A
Dr Dispatch	N/A	N/A	N/A
Trimble TMS (Formerly TMW Systems)	N/A	N/A	N/A
GPSWOX	89%	86%	89%
Average	90%	89%	89%

(Feature Comparison for Fleet Management continues on next page)

*N/A is displayed when fewer than five responses were received for the question.

**A blank box indicates that a seller has selected that they do not offer that feature.



Feature Comparison for Fleet Management (continued)

G2 users have evaluated the following products by feature. Feature ratings are representative of reviewers' overall satisfaction with each feature and do not necessarily take into account the breadth of individual product features. The results are shown below.

Analytics

	Vehicle Performance	Driver Performance	Costs
Verizon Connect	86%	88%	83%
Motive (Formerly KeepTruckin)	85%	86%	79%
Azuga Fleet	93%	94%	96%
Fleetio	87%	73%	89%
Onfleet	89%	91%	95%
Samsara	87%	88%	86%
Geotab	95%	94%	94%
ClearPathGPS	87%	91%	85%
Tookan	88%	89%	82%
GPS Insight	88%	91%	84%
IntelliShift	N/A	91%	N/A
Fleetx	93%	93%	88%
GPSTab	N/A	N/A	N/A
Driveroo Fleet	N/A	N/A	N/A
Momentum IoT	92%	92%	87%

(Feature Comparison for Fleet Management continues on next page)

*N/A is displayed when fewer than five responses were received for the question.
**A blank box indicates that a seller has selected that they do not offer that feature.

Feature Comparison for Fleet Management (continued)

G2 users have evaluated the following products by feature. Feature ratings are representative of reviewers' overall satisfaction with each feature and do not necessarily take into account the breadth of individual product features. The results are shown below.

Analytics

	Vehicle Performance	Driver Performance	Costs
Teletrac Navman	84%	86%	86%
Lytx	N/A	96%	74%
EROAD	92%	90%	84%
Tenna	82%	84%	51%
FleetUp	N/A	N/A	N/A
Dr Dispatch	N/A	N/A	N/A
Trimble TMS (Formerly TMW Systems)	N/A	N/A	N/A
GPSWOX	84%	86%	86%
Average	88%	89%	84%

*N/A is displayed when fewer than five responses were received for the question.

**A blank box indicates that a seller has selected that they do not offer that feature.

Additional Data for Fleet Management

The table below includes a breakdown of the customer segments for each product, as represented by G2 reviewers.

Customers by Size

	Small Business (50 or fewer emp.)	Mid-Market (51-1000 emp.)	Enterprise (>1000 emp.)
Verizon Connect	67%	30%	3%
Motive (Formerly KeepTruckin)	77%	22%	1%
Azuga Fleet	45%	46%	9%
Fleetio	51%	43%	6%
Onfleet	70%	24%	6%
Samsara	48%	43%	9%
Geotab	33%	44%	22%
ClearPathGPS	71%	29%	0%
Tookan	67%	30%	4%
GPS Insight	51%	40%	9%
IntelliShift	48%	52%	0%
Fleetx	25%	47%	28%
GPSTab	100%	0%	0%
Driveroo Fleet	64%	36%	0%
Momentum IoT	79%	16%	5%

(Additional Data for Fleet Management continues on next page)

*N/A is displayed when data is not publicly available.

Additional Data for Fleet Management (continued)

The table below includes a breakdown of the customer segments for each product, as represented by G2 reviewers.

Customers by Size

	Small Business (50 or fewer emp.)	Mid-Market (51-1000 emp.)	Enterprise (>1000 emp.)
Teletrac Navman	52%	43%	4%
Lytx	11%	47%	42%
EROAD	23%	77%	0%
Tenna	28%	72%	0%
FleetUp	91%	9%	0%
Dr Dispatch	91%	9%	0%
Trimble TMS (Formerly TMW Systems)	0%	69%	31%
GPSWOX	30%	60%	10%
Average	53%	39%	8%

(Additional Data for Fleet Management continues on next page)

*N/A is displayed when data is not publicly available.



Additional Data for Fleet Management (continued)

The table below highlights implementation and deployment data as indicated in real user reviews on G2.

Implementation

	Deployment		Implementation Time	Implementation Method				Number of Users Purchased	Contract Term
	Cloud	On-Premises	Avg. Months to Go Live	In-House Team	Seller Services Team	Third-Party Consultant	Don't know	Median Number of Users Bought	Avg. Contract Term (Months)
Verizon Connect	28%	72%	1.9	68%	22%	1%	9%	7	18
Motive (Formerly KeepTruckin)	29%	71%	1.7	83%	2%	1%	13%	17	20
Azuga Fleet	20%	80%	1.1	79%	0%	4%	17%	7	8
Fleetio	63%	37%	2.3	94%	3%	3%	0%	17	8
Onfleet	26%	74%	1.6	89%	0%	6%	6%	12	5
Samsara	50%	50%	1.1	50%	21%	14%	14%	17	21
Geotab	45%	55%	2.1	100%	0%	0%	0%	17	16
ClearPathGPS	38%	62%	1.0	91%	4%	0%	4%	17	5
Tookan	55%	45%	2.9	61%	14%	11%	14%	17	5
GPS Insight	28%	72%	1.9	90%	10%	0%	0%	17	15
IntelliShift	18%	82%	2.5	75%	17%	0%	8%	17	27
Fleetx	44%	56%	2.7	63%	31%	6%	0%	7	8
GPSTab	N/A	N/A	N/A	N/A	N/A	N/A	N/A	N/A	N/A
Driveroo Fleet	40%	60%	0.8	N/A	N/A	N/A	N/A	75	N/A
Momentum IoT	18%	82%	1.4	71%	6%	3%	21%	3	0

(Additional Data for Fleet Management continues on next page)

*N/A is displayed when data is not publicly available.



Additional Data for Fleet Management (continued)

The table below highlights implementation and deployment data as indicated in real user reviews on G2.

Implementation

	Deployment		Implementation Time	Implementation Method				Number of Users Purchased	Contract Term
	Cloud	On-Premises	Avg. Months to Go Live	In-House Team	Seller Services Team	Third-Party Consultant	Don't know	Median Number of Users Bought	Avg. Contract Term (Months)
Teletrac Navman	14%	86%	4.2	86%	0%	0%	14%	17	26
Lytix	36%	64%	3.8	64%	36%	0%	0%	75	25
EROAD	25%	75%	0.8	83%	0%	8%	8%	75	34
Tenna	71%	29%	3.8	57%	43%	0%	0%	17	26
FleetUp	29%	71%	1.2	71%	0%	14%	14%	5	9
Dr Dispatch	33%	67%	0.2	67%	17%	17%	0%	7	5
Trimble TMS (Formerly TMW Systems)	N/A	N/A	N/A	N/A	N/A	N/A	N/A	N/A	N/A
GPSWOX	N/A	N/A	N/A	N/A	N/A	N/A	N/A	N/A	N/A

(Additional Data for Fleet Management continues on next page)

*N/A is displayed when data is not publicly available.



Additional Data for Fleet Management (continued)

The table below highlights the average user adoption of each product as indicated in real user reviews on G2.

User Adoption and Return on Investment (ROI)

	User Adoption	Payback Period
	Average User Adoption	Estimated ROI (payback period in months)
Verizon Connect	75%	25
Motive (Formerly KeepTruckin)	90%	24
Azuga Fleet	81%	18
Fleetio	70%	18
Onfleet	93%	8
Samsara	82%	25
Geotab	96%	11
ClearPathGPS	88%	20
Tookan	72%	12
GPS Insight	84%	17
IntelliShift	88%	31
Fleetx	79%	10
GPSTab	N/A	N/A
Driveroo Fleet	97%	N/A
Momentum IoT	59%	7

(Additional Data for Fleet Management continues on next page)

*N/A is displayed when data is not publicly available.

Additional Data for Fleet Management (continued)

The table below highlights the average user adoption of each product as indicated in real user reviews on G2.

User Adoption and Return on Investment (ROI)

	User Adoption	Payback Period
	Average User Adoption	Estimated ROI (payback period in months)
Teletrac Navman	69%	36
Lytix	86%	36
EROAD	93%	20
Tenna	41%	21
FleetUp	61%	30
Dr Dispatch	100%	N/A
Trimble TMS (Formerly TMW Systems)	N/A	N/A
GPSWOX	N/A	N/A
Average	80%	21

(Additional Data for Fleet Management continues on next page)

*N/A is displayed when data is not publicly available.



Additional Data for Fleet Management (continued)

The table below highlights third-party market presence data used to inform the G2's Market Presence Score that highlights each product's impact and influence in the category.

Market Presence

	Seller Name	Year Founded	Revenue (\$MM)	Employees on LinkedIn (Seller)	LinkedIn Followers	Twitter Followers (Seller)	Glassdoor Rating
Verizon Connect	Verizon Connect		\$126,034	2,736	84,820	3,712	3.5
Motive (Formerly KeepTruckin)	Motive Technologies Inc.	2013	N/A	3,912	359,646	4,589	4.1
Azuga Fleet	Azuga	2012	N/A	970	24,949	866	3.7
Fleetio	Fleetio	2012	N/A	211	14,725	1,819	4.7
Onfleet	Onfleet	2015	N/A	99	6,448	2,204	4.6
Samsara	Samsara	2015	N/A	2,506	147,897	3,151	4.3
Geotab	Geotab	2000	N/A	2,068	47,858	5,928	3.8
ClearPathGPS	ClearPathGPS, LLC.		N/A	27	1,491	119	N/A
Tookan	Jungleworks	2011	N/A	316	18,262	571	3.6
GPS Insight	GPS Insight	2004	N/A	185	7,346	2,887	3.9
IntelliShift	IntelliShift	2002	N/A	123	7,339	1,410	3.9
Fleetx	Fleetx	2017	N/A	405	20,572	0	4.4
GPSTab	UTECH		N/A	1	130	0	N/A
Driveroo Fleet	Driveroo	2016	N/A	54	518	0	N/A
Momentum IoT	Momentum IoT		N/A	19	367	158	N/A

(Additional Data for Fleet Management continues on next page)

*N/A is displayed when data is not publicly available.

Additional Data for Fleet Management (continued)

The table below highlights third-party market presence data used to inform the G2's Market Presence Score that highlights each product's impact and influence in the category.

Market Presence

	Seller Name	Year Founded	Revenue (\$MM)	Employees on LinkedIn (Seller)	LinkedIn Followers	Twitter Followers (Seller)	Glassdoor Rating
Teletrac Navman	Teletrac	1988	N/A	783	22,661	2,530	3.4
Lytx	Lytx	1998	N/A	832	19,662	1,725	4.0
EROAD	EROAD	2000	\$53	472	15,044	841	3.2
Tenna	Tenna	2015	N/A	131	3,529	470	N/A
FleetUp	FleetUp	2013	N/A	71	3,023	0	N/A
Dr Dispatch	Dr Dispatch	1993	N/A	8	175	362	N/A
Trimble TMS (Formerly TMW Systems)	Trimble	1978	\$3,148	8,881	202,823	10,879	4.3
GPSWOX	GPSWOX	2014	N/A	14	766	571	N/A

*N/A is displayed when data is not publicly available.