

# Grid<sup>®</sup> Report for Fleet Management

## Summer 2023



### Fleet Management Software

Contenders									Leaders
Niche									High Performers

Satisfaction

Market Presence

G2 Grid<sup>®</sup> Scoring

*(Fleet Management Software continues on next page)*

# Fleet Management Software (continued)

## Fleet Management Software Definition

Fleet management software allows businesses to monitor, track, and create detailed performance reports on vehicle fleets. Fleet management software is used to create more efficient driving routes, track vehicle inventory, and provide cost management and analysis, as well as track driver performance. Fleet management tools include mobile components to support on-the-go updates and communications surrounding changes, enabling managers and fleet employees to work together for maximum efficiency in delivery operations.

Fleet management software is often implemented alongside other supply chain and logistics software, such as [warehouse management software](#), [inventory control software](#), and [route planning software](#). These tools also integrate with financial software, as well as [CRM systems](#) and [order management software](#).

To qualify for inclusion in the Fleet Management category, a product must:

- ▶ Manage inventory of vehicles and equipment
- ▶ Dispatch vehicles and optimize driving routes
- ▶ Provide vehicle tracking with telematics
- ▶ Enable in-app communication and updates
- ▶ Include features for fleet maintenance
- ▶ Monitor and optimize fuel consumption
- ▶ Track employee progress and overall performance

## Fleet Management Grid® Scoring Description

Products shown on the Grid® for Fleet Management have received a minimum of 10 reviews/ratings in data gathered by May 23, 2023. Products are ranked by customer satisfaction (based on user reviews) and market presence (based on market share, seller size, and social impact) and placed into four categories on the Grid®:

- ▶ Products in the Leader quadrant are rated highly by G2 users and have substantial Market Presence scores. Leaders include: [Verizon Connect](#), [Motive \(Formerly KeepTruckin\)](#), [Samsara](#), [Geotab](#), [Azuga Fleet](#), and [Fleetio](#)
- ▶ High Performing products have high customer Satisfaction scores and low Market Presence compared to the rest of the category. High Performers include: [ClearPathGPS](#), [Route4Me](#), [Onfleet](#), [IntelliShift](#), [Driveroo Fleet](#), [Fleetx](#), [GPSTab](#), [Momentum IoT](#), and [Dr Dispatch](#)
- ▶ Contender products have relatively low customer Satisfaction scores and high Market Presence compared to the rest of the category. While they may have positive reviews, they do not have enough reviews to validate those ratings. Contenders include: [Lytx](#), [Tookan](#), [Teletrac Navman](#), and [Trimble TMS \(Formerly TMW Systems\)](#)
- ▶ Niche products have relatively low Satisfaction scores and low Market Presence compared to the rest of the category. While they may have positive reviews, they do not have enough reviews to validate those ratings. Niche products include: [GPS Insight](#), [EROAD](#), [Tenna](#), [FleetUp](#), and [GPSWOX](#)



# Grid® Scores for Fleet Management Software

The table below shows the Satisfaction and Market Presence scores that determine product placement on the Grid®. To learn more about each of the products, please see the profile section.

## Leaders

	# of Reviews	Satisfaction	Market Presence	G2 Score
<a href="#">Verizon Connect</a>	896	92	97	94
<a href="#">Motive (Formerly KeepTruckin)</a>	220	61	89	75
<a href="#">Samsara</a>	25	58	85	71
<a href="#">Geotab</a>	29	67	75	71
<a href="#">Azuga Fleet</a>	93	69	61	65
<a href="#">Fleetio</a>	93	60	56	58

## High Performers

<a href="#">ClearPathGPS</a>	92	82	38	60
<a href="#">Route4Me</a>	33	70	47	58
<a href="#">Onfleet</a>	84	67	47	57
<a href="#">IntelliShift</a>	28	62	48	55
<a href="#">Driveroo Fleet</a>	20	72	23	48
<a href="#">Fleetx</a>	39	64	30	47
<a href="#">GPSTab</a>	12	63	23	43
<a href="#">Momentum IoT</a>	40	63	5	34
<a href="#">Dr Dispatch</a>	11	54	9	32

(Grid® Scores for Fleet Management Software continues on next page)

\* Products are ordered by G2 Score. Satisfaction score is used as a tiebreaker if two products have the same G2 Score.



# Grid® Scores for Fleet Management Software (continued)

The table below shows the Satisfaction and Market Presence scores that determine product placement on the Grid®. To learn more about each of the products, please see the profile section.

## Contenders

	# of Reviews	Satisfaction	Market Presence	G2 Score
<a href="#">Lytx</a>	20	33	65	49
<a href="#">Tookan</a>	89	42	54	48
<a href="#">Teletrac Navman</a>	23	2	66	34
<a href="#">Trimble TMS (Formerly TMW Systems)</a>	17	1	55	28

## Niche

<a href="#">GPS Insight</a>	104	47	39	43
<a href="#">EROAD</a>	13	40	39	40
<a href="#">Tenna</a>	18	34	43	39
<a href="#">FleetUp</a>	16	37	26	31
<a href="#">GPSWOX</a>	10	23	8	15

\* Products are ordered by G2 Score. Satisfaction score is used as a tiebreaker if two products have the same G2 Score.



# Grid® Methodology

## Grid® Rating Methodology

The Grid® represents the democratic voice of real software users, rather than the subjective opinion of one analyst. G2 rates products from the Fleet Management category algorithmically based on data sourced from product reviews shared by G2 users and data aggregated from online sources and social networks.

Technology buyers can use the Grid® to help them quickly select the best products for their businesses and to find peers with similar experiences. For sellers, media, investors, and analysts, the Grid® provides benchmarks for product comparison and market trend analysis.

## Grid® Scoring Methodology

G2 rates products and sellers based on reviews gathered from our user community, as well as data aggregated from online sources and social networks. We apply a unique algorithm (v3.0) to this data to calculate the Satisfaction and Market Presence scores in real time. The Grid® Report for Fleet Management | Summer 2023 is based on scores calculated using the G2 algorithm v3.0 from reviews collected through May 23, 2023. To view the Fleet Management Grid® with the most recent data, please visit the [Fleet Management](#) page. For more details on Grid® Scoring, please view the [G2 Scoring Methodology here](#).

## Grid® Categorization Methodology

Making G2 research relevant and easy for people to use as they evaluate and select business software products is one of our most important goals. In support of that goal, organizing products and software companies in a well-defined structure that makes capturing, evaluating, and displaying reviews and other research in an orderly manner is a critical part of the research process.

To manage the process of categorizing the software products and the related reviews in the G2 community, G2 follows a publicly available [categorization methodology](#). All products appearing on the Grid® have passed through G2's categorization methodology and meet G2's category standards.

Many terms that appear regularly across G2 and are used to aid in product categorization warrant a definition to facilitate buyer understanding. These terms may be included within reviews from the G2 community or in executive summaries for products included on the Grid®. A [list of standard definitions](#) is available to G2 users to eliminate confusion and ease the buying process.

## Rating Changes and Dynamics

The ratings in this report are based on a snapshot of the user reviews and social data collected by G2 up through May 23, 2023. The ratings may change as the products are further developed, the sellers grow, and as additional opinions are shared by users. G2 updates the ratings on its website in real time as additional data is received, and this report will be updated as significant data is received. By improving their products and support and/or by having more satisfied customer voices heard, Contenders may become Leaders and Niche sellers may become High Performers.

*(Grid® Methodology continues on next page)*

\*\* Net Promoter, Net Promoter System, Net Promoter Score, NPS and the NPS-related emoticons are registered trademarks of Bain & Company, Inc., Fred Reichheld and Satmetrix Systems, Inc.

# Grid® Methodology (continued)

## Trust

Keeping our ratings unbiased is our top priority. We require the use of a LinkedIn account or verified business email address to validate a G2 user's identity and employer. We also validate users by partnering with sellers and organizations to securely authenticate users through select platforms. We do not allow users to review their current or former employers' products, or those of their employers' competitors. Additionally, all reviews are manually checked by our team after our algorithm filters out reviews that don't meet our submission requirements. All reviews must pass our moderation process before they are published.

Our G2 staff does not add any subjective input to the ratings, which are determined algorithmically based on data aggregated from publicly available online sources and social networks. Sellers cannot influence their ratings by spending time or money with us. Only the opinion of real users and data from public sources factor into the ratings.

G2 may occasionally offer incentives for honest reviews to help us gather a full and accurate data set. These incentives are offered as thank-yous for approved reviews. Incentives are never conditioned upon the substance of the review, positive or negative. Each such incentivized review is disclosed with an "Incentivized Review" banner.

## Grid® Inclusion Criteria

All products in a G2 category that have at least 10 reviews from real users of the product are included on the Grid®. Inviting other users, such as colleagues and peers, to join G2 and share authentic product reviews will accelerate this process.

If a product is not yet listed on G2 and it fits the market definition above, then users are encouraged to [suggest its addition](#) to our [Fleet Management category](#).

## Product Profiles

Product profiles and detailed charts are included for products with 10 or more reviews.



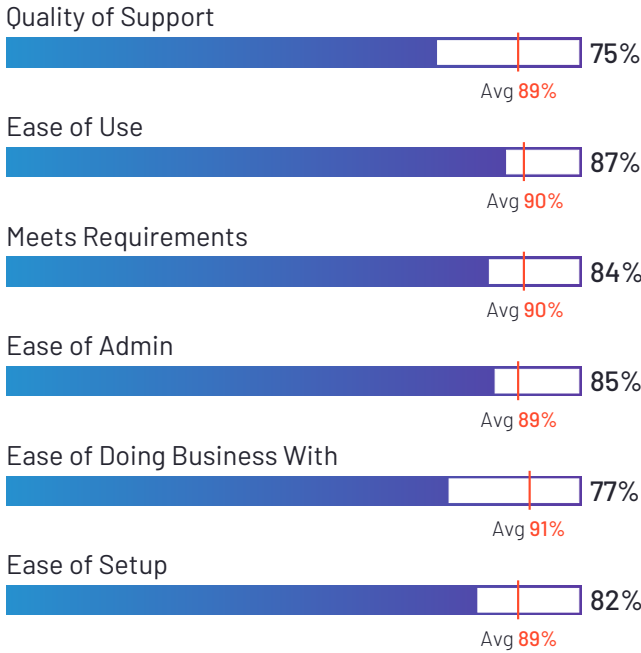
# Verizon Connect

3.8 ★★★★★ (927)

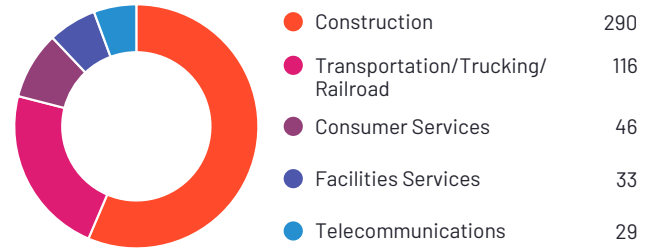


Verizon Connect has been named a Leader based on receiving a high customer Satisfaction score and having a large Market Presence. Verizon Connect has the largest Market Presence and received the highest Satisfaction score among products in Fleet Management. 79% of users rated it 4 or 5 stars, 71% of users believe it is headed in the right direction, and users said they would be likely to recommend Verizon Connect at a rate of 77%. Verizon Connect is also in the Route Planning, Field Service Management, and Fleet Tracking categories.

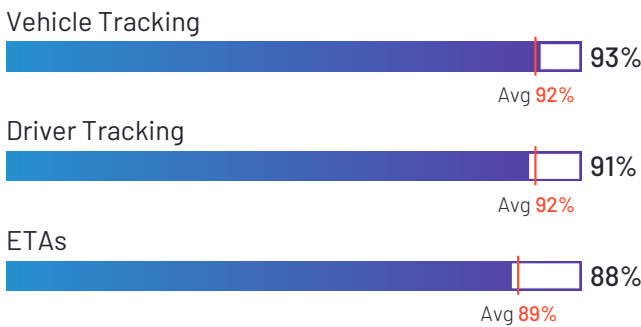
## Satisfaction Ratings



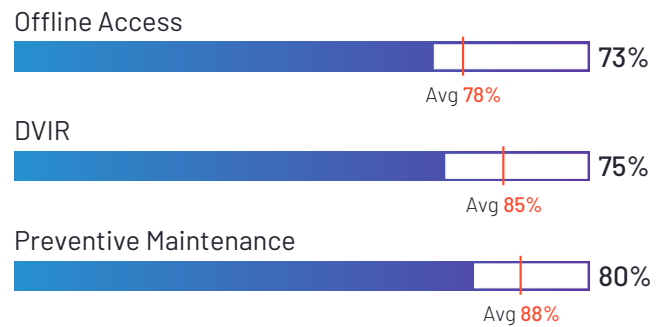
## Top Industries Represented



## Highest-Rated Features



## Lowest-Rated Features



**Ownership**  
Verizon Connect



**HQ Location**  
Atlanta, GA



**Employees (Listed On LinkedIn)**  
2,722



**Company Website**  
[verizonconnect.com](https://verizonconnect.com)



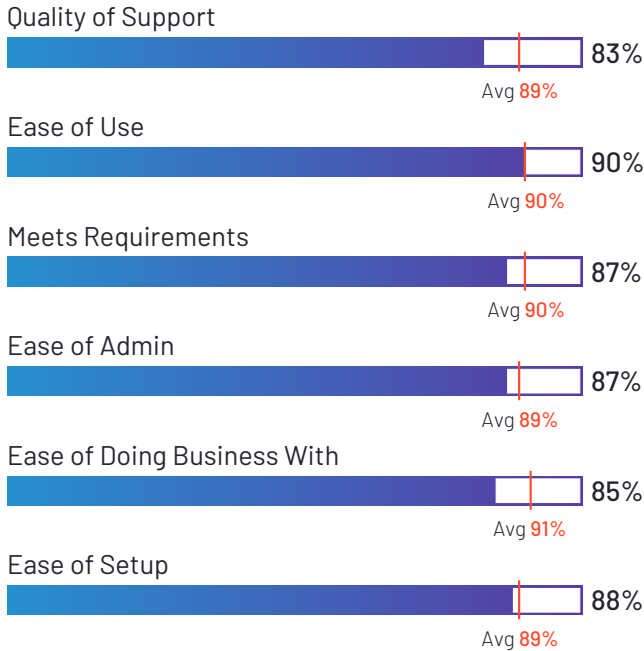
# Motive (Formerly KeepTruckin)

4.3 ★★★★★ (226)



Motive (Formerly KeepTruckin) has been named a Leader based on receiving a high customer Satisfaction score and having a large Market Presence. 88% of users rated it 4 or 5 stars, 83% of users believe it is headed in the right direction, and users said they would be likely to recommend Motive (Formerly KeepTruckin) at a rate of 85%. Motive (Formerly KeepTruckin) is also in the Freight Management and Load Board categories.

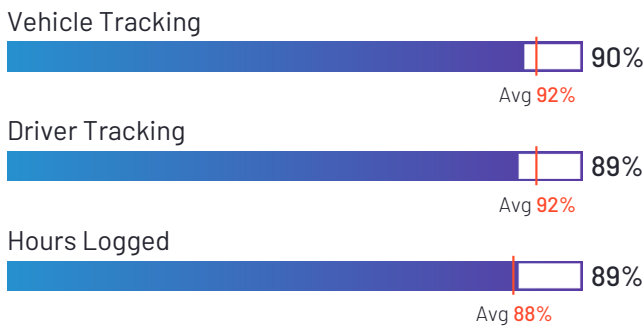
## Satisfaction Ratings



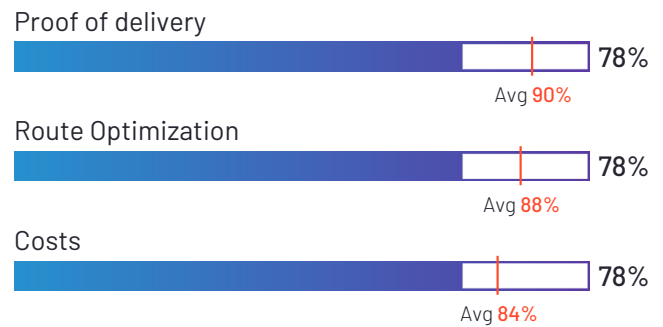
## Top Industries Represented



## Highest-Rated Features



## Lowest-Rated Features



 <b>Ownership</b> Motive Technologies Inc.	 <b>HQ Location</b> San Francisco, California	 <b>Year Founded</b> 2013	 <b>Employees (Listed On LinkedIn)</b> 3,871	 <b>Company Website</b> <a href="http://gomotive.com">gomotive.com</a>
--	---	---------------------------------	--	--





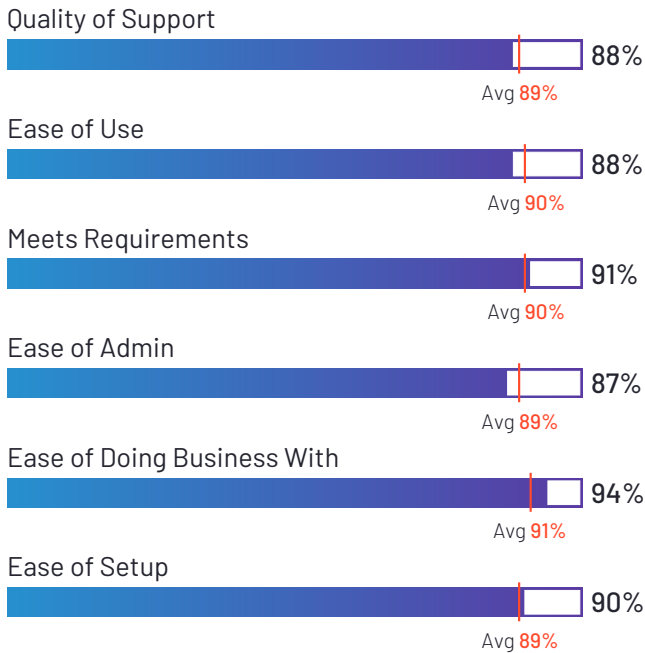
# Samsara

4.4 ★★★★★ (26)



Samsara has been named a Leader based on receiving a high customer Satisfaction score and having a large Market Presence. 96% of users rated it 4 or 5 stars, 95% of users believe it is headed in the right direction, and users said they would be likely to recommend Samsara at a rate of 89%. Samsara is also in the Industrial IoT category.


## Satisfaction Ratings



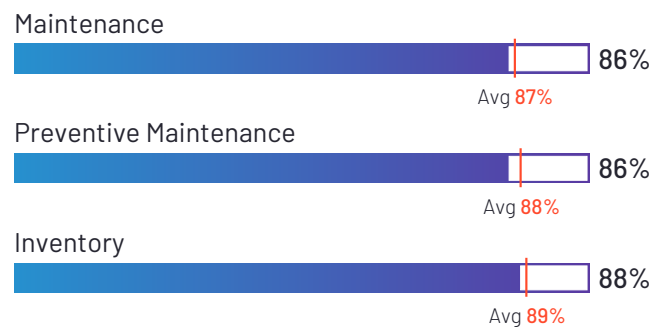
## Top Industries Represented



## Highest-Rated Features



## Lowest-Rated Features



**Ownership**  
Samsara



**HQ Location**  
San Francisco, CA



**Year Founded**  
2015



**Employees (Listed On LinkedIn)**  
2,668



**Company Website**  
[samsara.com](https://samsara.com)



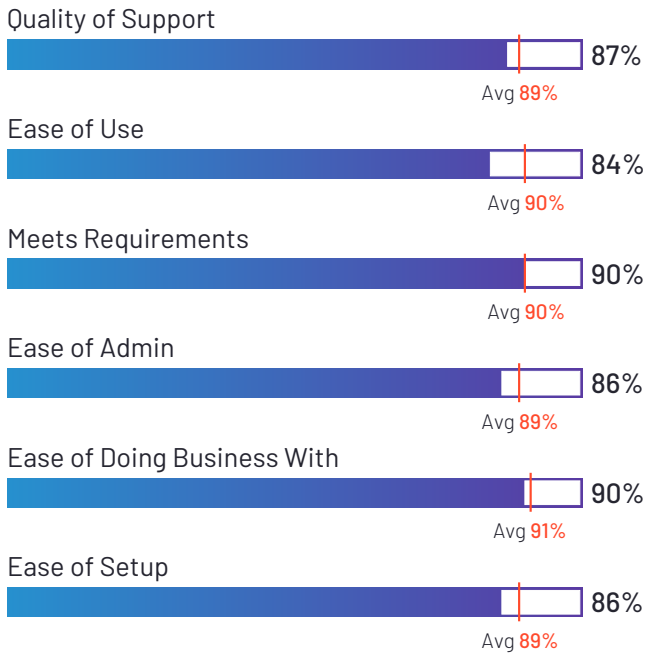
# Geotab

4.1 ★★★★★ (30)




Geotab has been named a Leader based on receiving a high customer Satisfaction score and having a large Market Presence. 83% of users rated it 4 or 5 stars, 89% of users believe it is headed in the right direction, and users said they would be likely to recommend Geotab at a rate of 83%. Geotab is also in the SAP Store, Route Planning, and Fleet Maintenance categories.

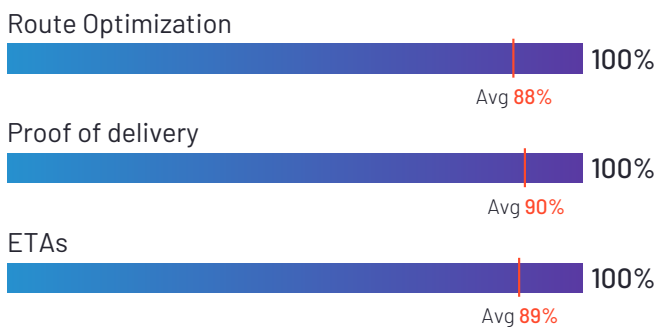
## Satisfaction Ratings



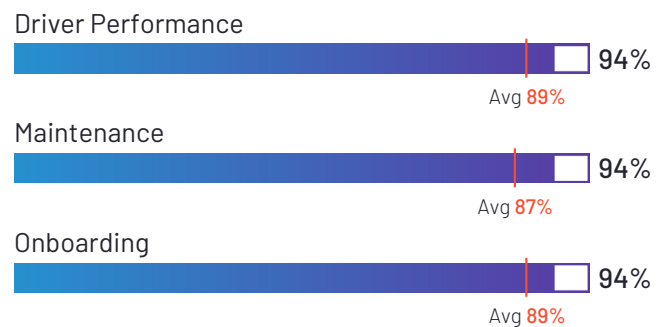
## Top Industries Represented



## Highest-Rated Features



## Lowest-Rated Features



**Ownership**  
Geotab



**HQ Location**  
Oakville, Canada



**Year Founded**  
2000



**Employees (Listed On LinkedIn)**  
2,056



**Company Website**  
[www.geotab.com](http://www.geotab.com)



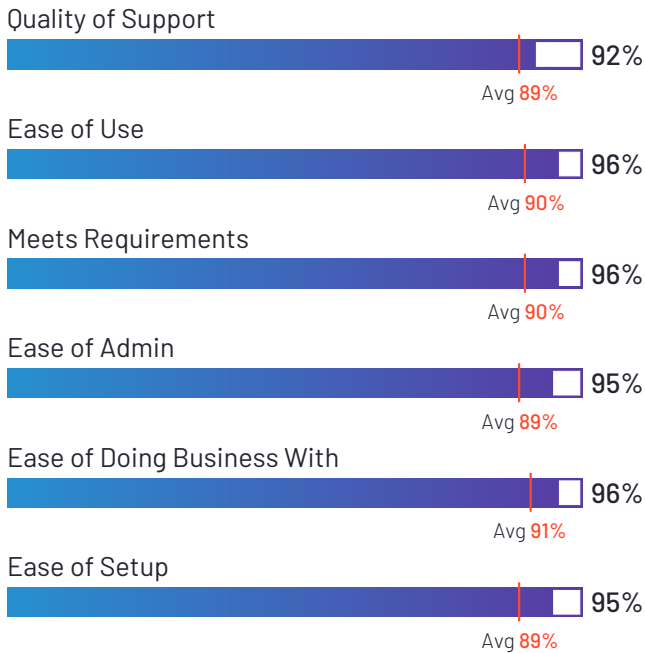
# Azuga Fleet

4.7 ★★★★★ (108)

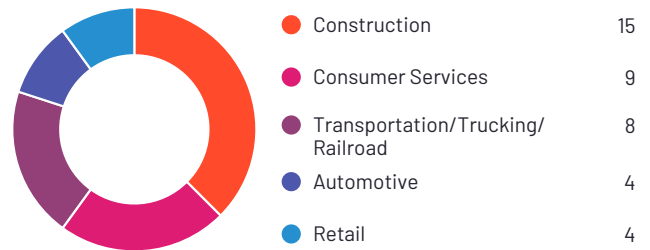


Azuga Fleet has been named a Leader based on receiving a high customer Satisfaction score and having a large Market Presence. 99% of users rated it 4 or 5 stars, 94% of users believe it is headed in the right direction, and users said they would be likely to recommend Azuga Fleet at a rate of 95%. Azuga Fleet is also in the Field Service Management category.

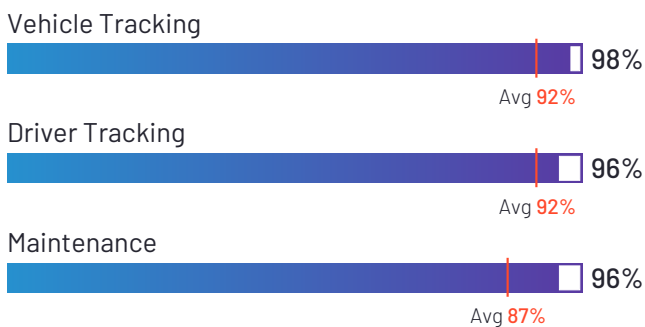
## Satisfaction Ratings




## Top Industries Represented



## Highest-Rated Features



## Lowest-Rated Features



**Ownership**  
Azuga



**HQ Location**  
San Jose, CA



**Year Founded**  
2012



**Employees (Listed On LinkedIn)**  
988



**Company Website**  
[www.azuga.com](http://www.azuga.com)



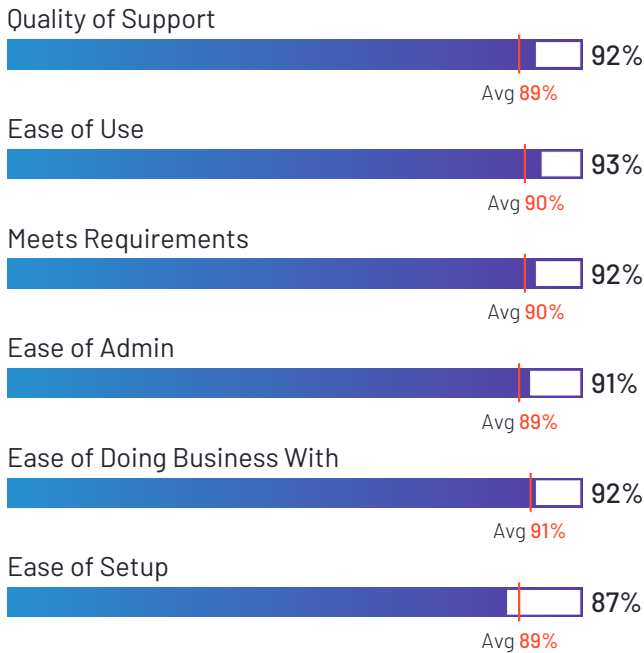
# Fleetio

4.7 ★★★★★ (96)



Fleetio has been named a Leader based on receiving a high customer Satisfaction score and having a large Market Presence. 100% of users rated it 4 or 5 stars, 94% of users believe it is headed in the right direction, and users said they would be likely to recommend Fleetio at a rate of 94%. Fleetio is also in the Fleet Maintenance and Tool Tracking categories.

## Satisfaction Ratings



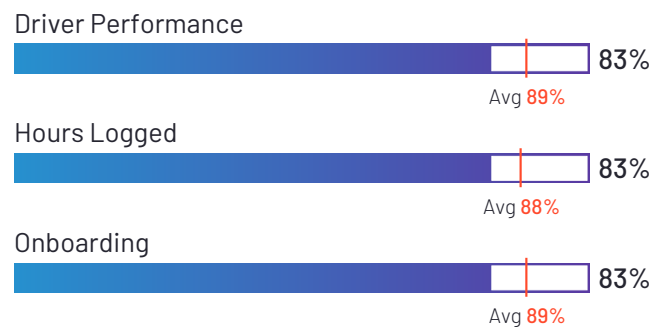
## Top Industries Represented



## Highest-Rated Features



## Lowest-Rated Features



**Ownership**  
Fleetio



**HQ Location**  
Birmingham, AL



**Year Founded**  
2012



**Employees (Listed On LinkedIn)**  
214



**Company Website**  
[fleetio.com](https://fleetio.com)



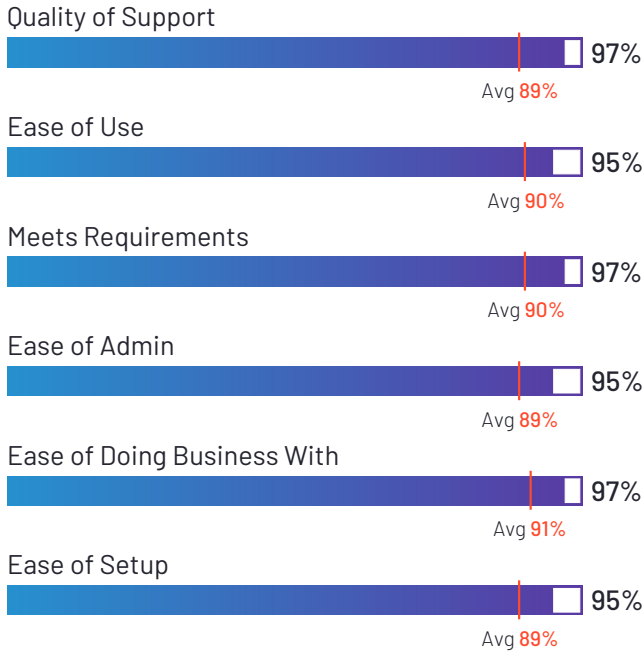
# ClearPathGPS

4.9 ★★★★★ (92)

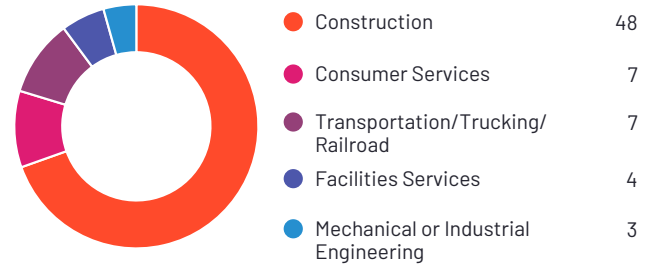


ClearPathGPS has been named a High Performer product based on having high customer Satisfaction scores and a low Market Presence compared to the rest of the category. 100% of users rated it 4 or 5 stars, 98% of users believe it is headed in the right direction, and users said they would be likely to recommend ClearPathGPS at a rate of 98%.

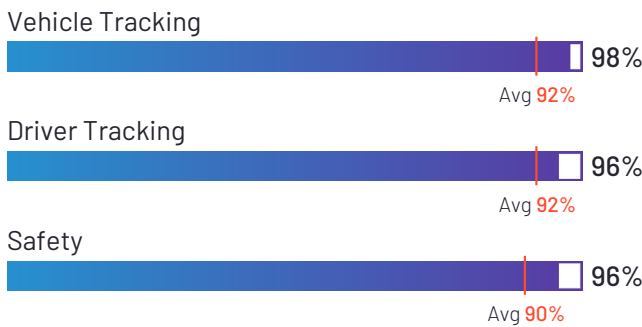
## Satisfaction Ratings



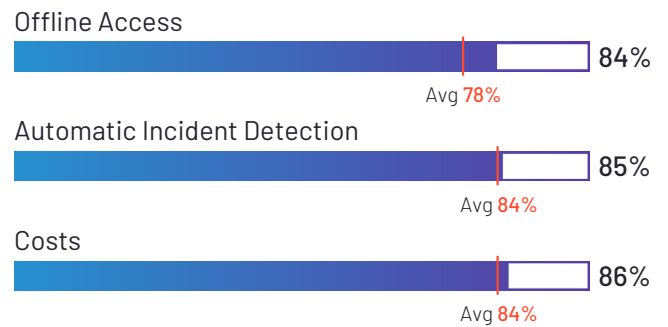
## Top Industries Represented



## Highest-Rated Features



## Lowest-Rated Features



**Ownership**  
ClearPathGPS, LLC.



**Employees (Listed On LinkedIn)**  
23



**Company Website**  
[clearpathgps.com](https://clearpathgps.com)



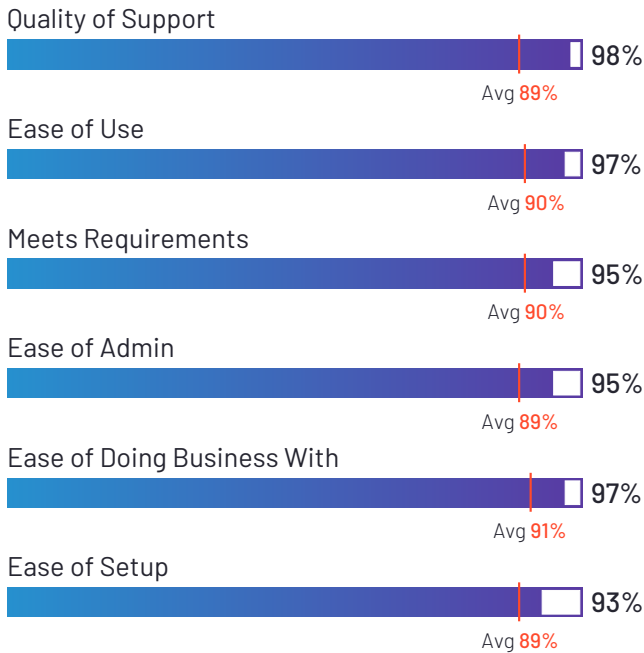
# Route4Me

4.6 ★★★★★ (100)




Route4Me has been named a High Performer product based on having high customer Satisfaction scores and a low Market Presence compared to the rest of the category. 100% of users rated it 4 or 5 stars, 100% of users believe it is headed in the right direction, and users said they would be likely to recommend Route4Me at a rate of 96%. Route4Me is also in the Last Mile Delivery, Fleet Tracking, Route Planning, and Field Service Management categories.

## Satisfaction Ratings



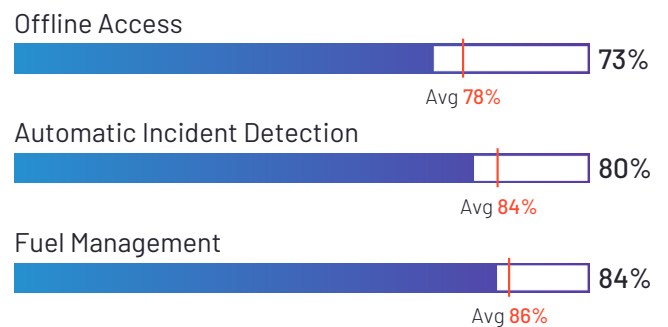
## Top Industries Represented



## Highest-Rated Features



## Lowest-Rated Features



**Ownership**  
Route4Me Inc



**HQ Location**  
Tampa, Florida




**Year Founded**  
2009



**Employees (Listed On LinkedIn)**  
89



**Company Website**  
[route4me.com](https://route4me.com)



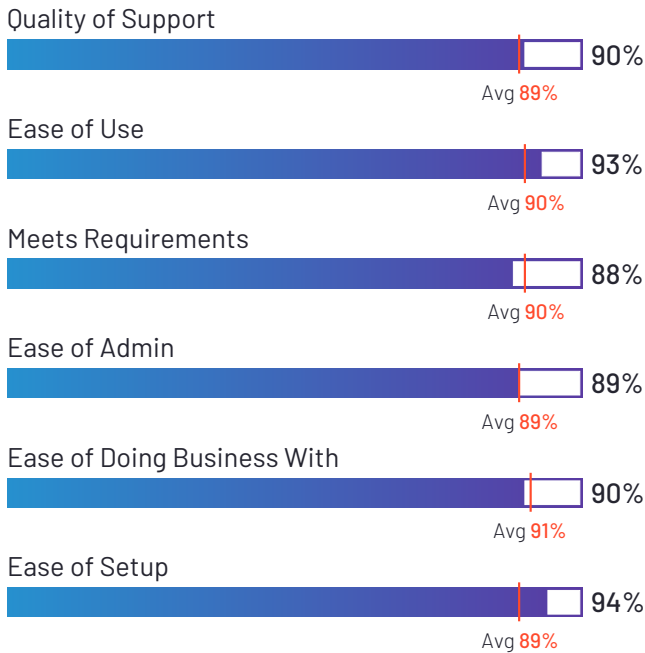
# Onfleet

4.6 ★★★★★ (120)

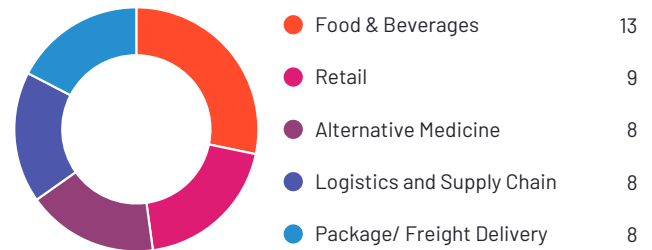


Onfleet has been named a High Performer product based on having high customer Satisfaction scores and a low Market Presence compared to the rest of the category. 100% of users rated it 4 or 5 stars, 95% of users believe it is headed in the right direction, and users said they would be likely to recommend Onfleet at a rate of 91%. Onfleet is also in the Last Mile Delivery, Fleet Tracking, Route Planning, Restaurant Delivery/Takeout, and Grocery Delivery categories.


## Satisfaction Ratings



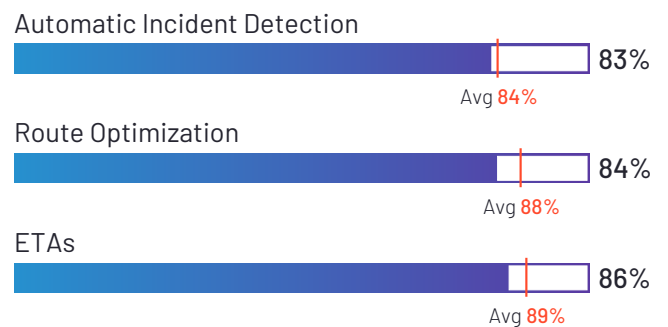
## Top Industries Represented



## Highest-Rated Features



## Lowest-Rated Features



Ownership  
Onfleet



HQ Location  
San Francisco, CA



Year Founded  
2015



Employees (Listed  
On LinkedIn)  
93



Company Website  
[onfleet.com](https://onfleet.com)



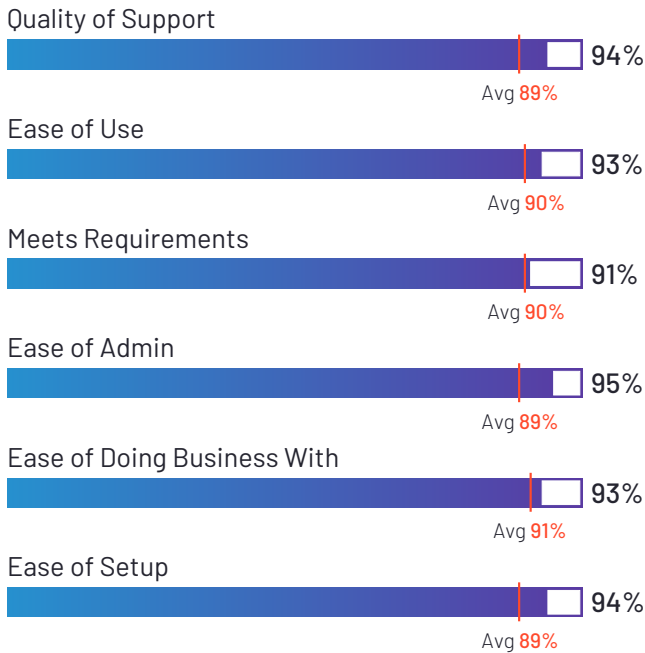
# IntelliShift

4.6 ★★★★★ (42)

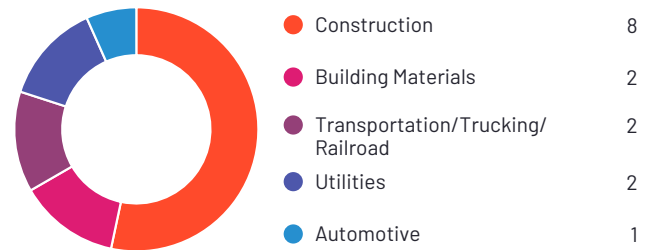


IntelliShift has been named a High Performer product based on having high customer Satisfaction scores and a low Market Presence compared to the rest of the category. 93% of users rated it 4 or 5 stars, 88% of users believe it is headed in the right direction, and users said they would be likely to recommend IntelliShift at a rate of 92%. IntelliShift is also in the Fleet Tracking and Fleet Maintenance categories.

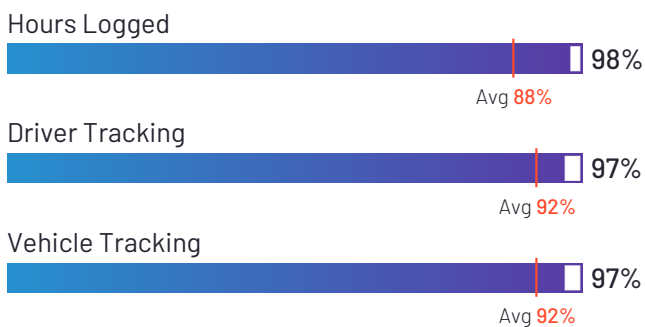
## Satisfaction Ratings



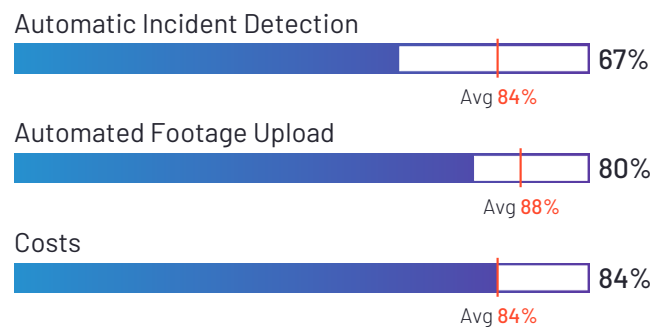
## Top Industries Represented



## Highest-Rated Features



## Lowest-Rated Features



**Ownership**  
IntelliShift



**HQ Location**  
Commack, NY



**Year Founded**  
2002



**Employees (Listed On LinkedIn)**  
134



**Company Website**  
[intellishift.com](http://intellishift.com)





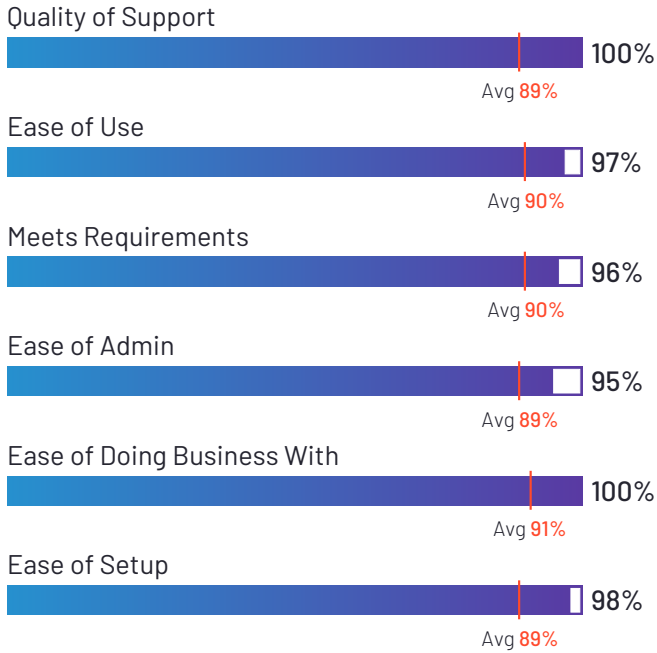
# Driveroo Fleet

5.0 ★★★★★ (21)

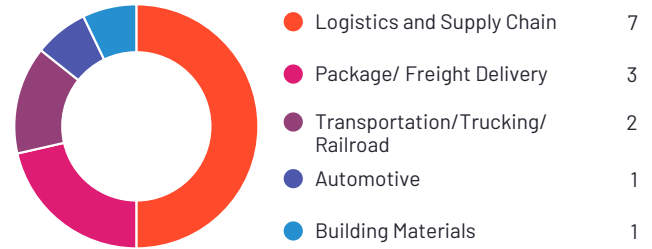


Driveroo Fleet has been named a High Performer product based on having high customer Satisfaction scores and a low Market Presence compared to the rest of the category. 100% of users rated it 4 or 5 stars, 100% of users believe it is headed in the right direction, and users said they would be likely to recommend Driveroo Fleet at a rate of 99%. Driveroo Fleet is also in the Last Mile Delivery and Fleet Maintenance categories.


## Satisfaction Ratings



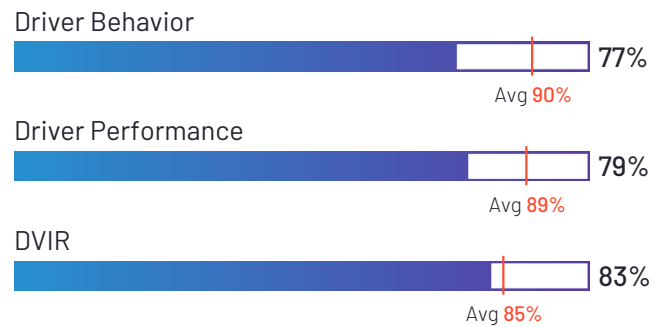
## Top Industries Represented



## Highest-Rated Features



## Lowest-Rated Features



**Ownership**  
Driveroo



**HQ Location**  
Burlingame,  
California



**Year Founded**  
2016



**Employees (Listed On LinkedIn)**  
56



**Company Website**  
[driveroo.com](https://driveroo.com)



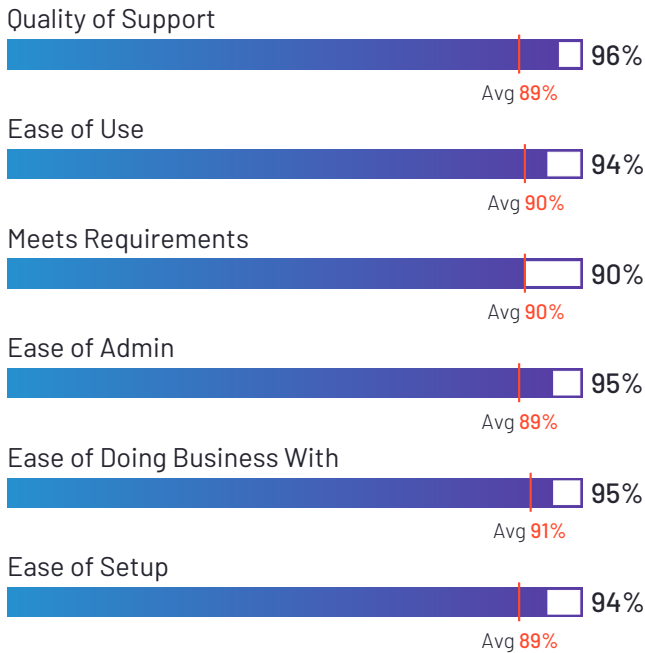
# Fleetx

4.7 ★★★★★ (51)



Fleetx has been named a High Performer product based on having high customer Satisfaction scores and a low Market Presence compared to the rest of the category. 97% of users rated it 4 or 5 stars, 93% of users believe it is headed in the right direction, and users said they would be likely to recommend Fleetx at a rate of 94%. Fleetx is also in the Fleet Tracking, Fleet Maintenance, Supply Chain Visibility, Route Planning, and Transportation Management Systems (TMS) categories.

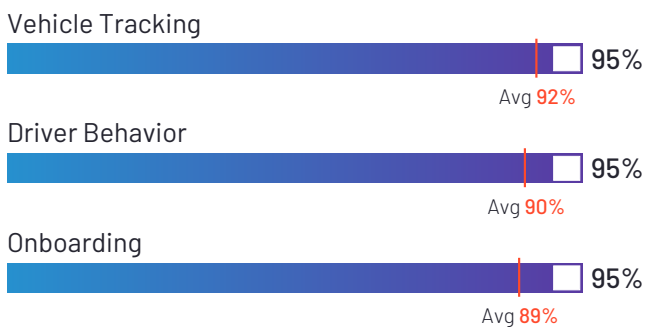
## Satisfaction Ratings



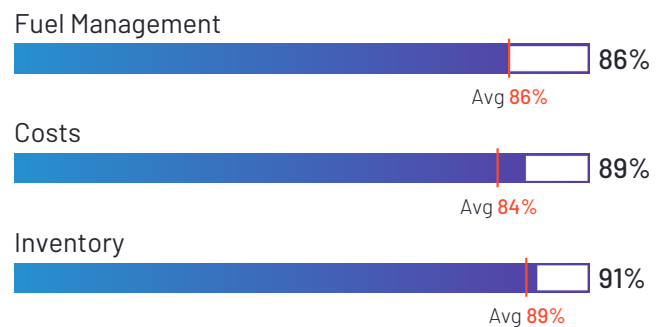
## Top Industries Represented



## Highest-Rated Features



## Lowest-Rated Features



**Ownership**  
Fleetx



**HQ Location**  
Gurgaon, Haryana



**Year Founded**  
2017



**Employees (Listed On LinkedIn)**  
395



**Company Website**  
[www.fleetx.io](http://www.fleetx.io)



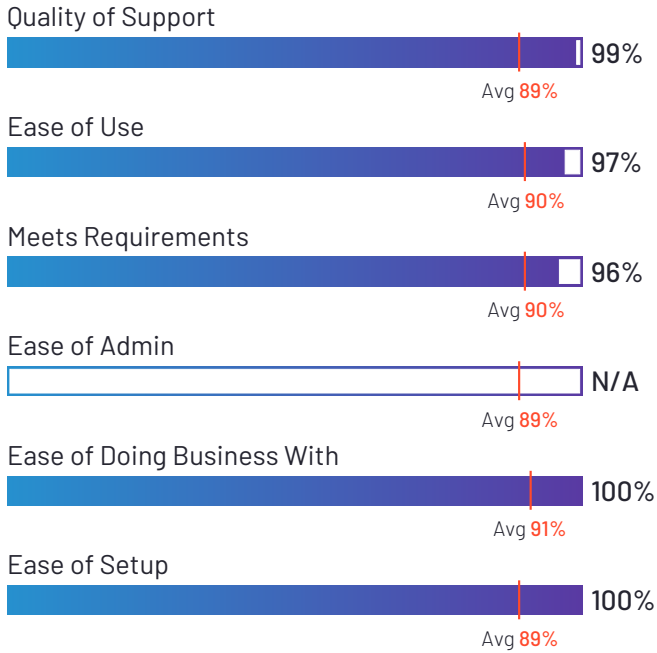
# GPSTab

4.8 ★★★★★ (12)



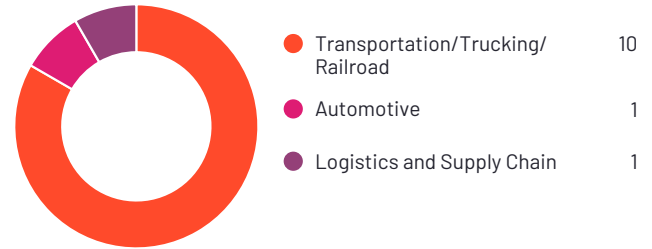
GPSTab has been named a High Performer product based on having high customer Satisfaction scores and a low Market Presence compared to the rest of the category. 100% of users rated it 4 or 5 stars, 86% of users believe it is headed in the right direction, and users said they would be likely to recommend GPSTab at a rate of 97%.

## Satisfaction Ratings



\*N/A is displayed when fewer than five responses were received for the question.

## Top Industries Represented



## Highest-Rated Features



## Lowest-Rated Features



**Ownership**  
UTECH



**HQ Location**  
Oakbrook Terrace,  
Illinois



**Employees (Listed On LinkedIn)**  
2



**Company Website**  
[uniqtms.com](http://uniqtms.com)



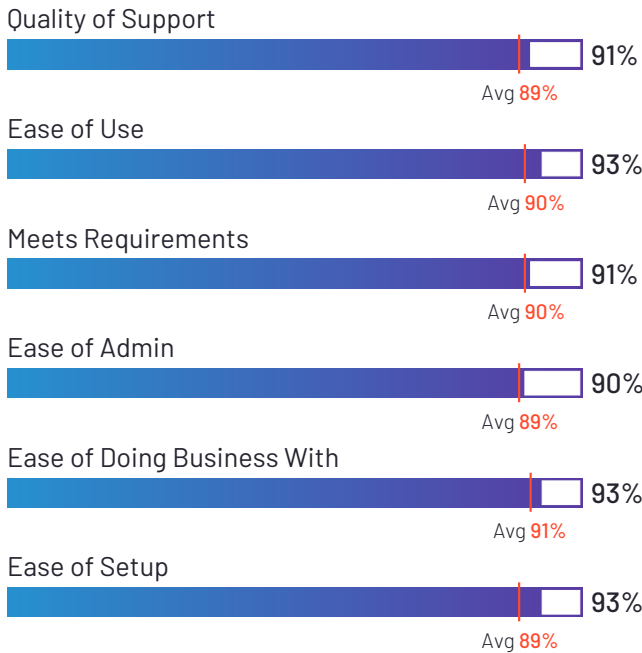
# Momentum IoT

4.4 ★★★★★ (40)

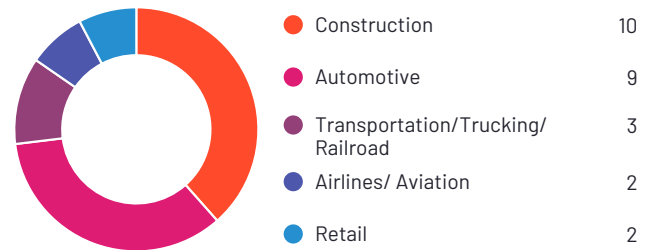


Momentum IoT has been named a High Performer product based on having high customer Satisfaction scores and a low Market Presence compared to the rest of the category. 90% of users rated it 4 or 5 stars, 89% of users believe it is headed in the right direction, and users said they would be likely to recommend Momentum IoT at a rate of 88%.

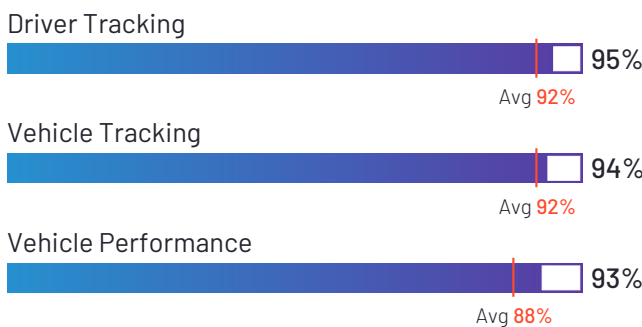
## Satisfaction Ratings



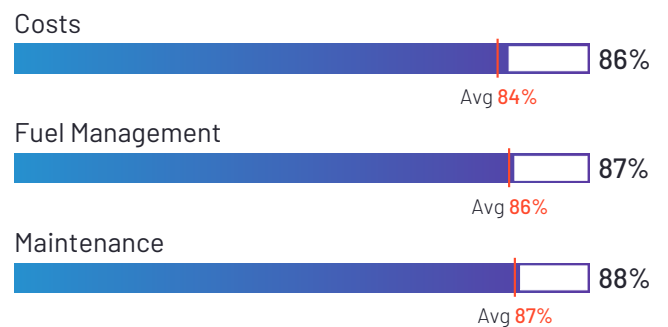
## Top Industries Represented



## Highest-Rated Features



## Lowest-Rated Features



**Ownership**  
Momentum IoT



**HQ Location**  
Long Beach,  
California



**Employees (Listed On LinkedIn)**  
17



**Company Website**  
[momentumiot.com](https://momentumiot.com)

# Dr Dispatch

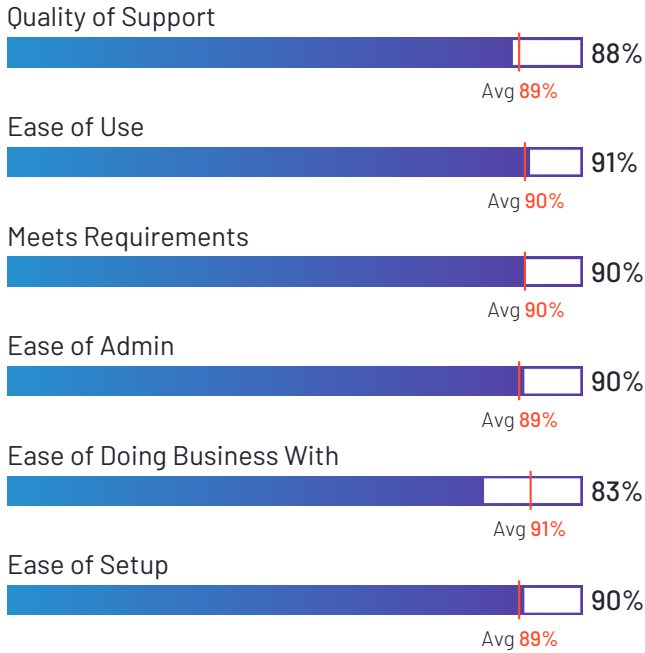


4.4 ★★★★★ (11)

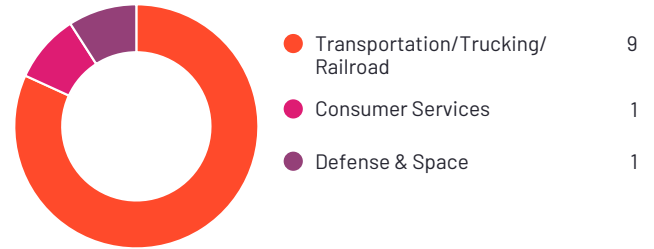


Dr Dispatch has been named a High Performer product based on having high customer Satisfaction scores and a low Market Presence compared to the rest of the category. 91% of users rated it 4 or 5 stars, 90% of users believe it is headed in the right direction, and users said they would be likely to recommend Dr Dispatch at a rate of 87%. Dr Dispatch is also in the Trucking and Transportation Management Systems (TMS) categories.

## Satisfaction Ratings



## Top Industries Represented



**Ownership**  
Dr Dispatch



**HQ Location**  
Springfield, MO



**Year Founded**  
1993



**Employees (Listed On LinkedIn)**  
7



**Company Website**  
[drdispatch.com](http://drdispatch.com)

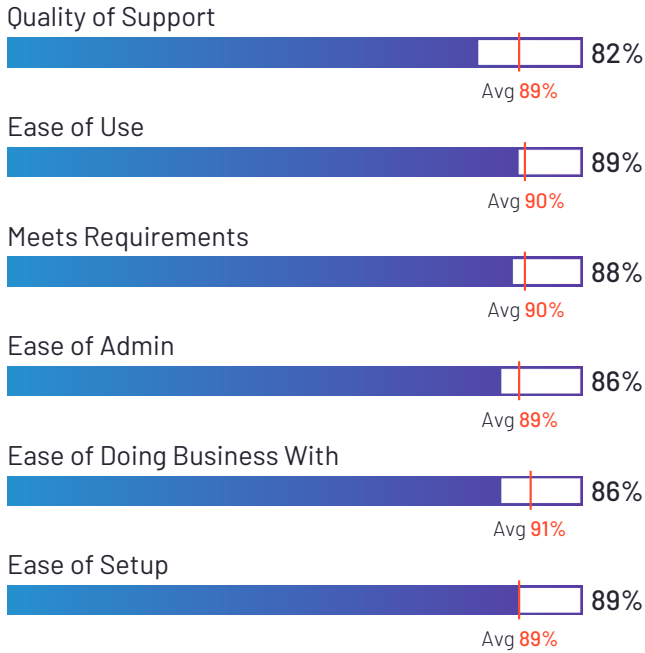


# Lytix

4.4 ★★★★★ (21)

Lytix has been named a Contender product based on having a relatively low customer Satisfaction score and large Market Presence compared to the rest of the category. While they may have positive reviews, they do not have enough reviews to validate those ratings. 90% of users rated it 4 or 5 stars, 85% of users believe it is headed in the right direction, and users said they would be likely to recommend Lytx at a rate of 87%. Lytx is also in the Fleet Tracking category.


## Satisfaction Ratings



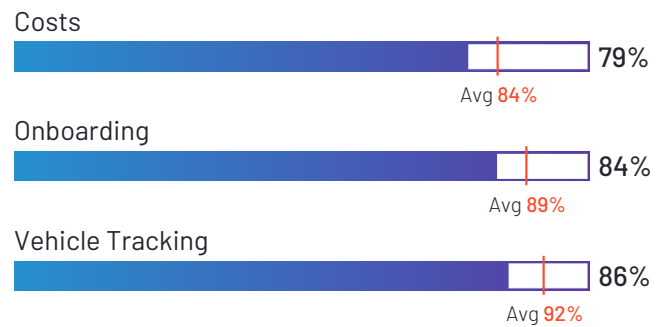
## Top Industries Represented



## Highest-Rated Features



## Lowest-Rated Features



**Ownership**  
Lytix



**HQ Location**  
San Diego, CA



**Year Founded**  
1998



**Employees (Listed On LinkedIn)**  
838



**Company Website**  
[www.lytx.com](http://www.lytx.com)

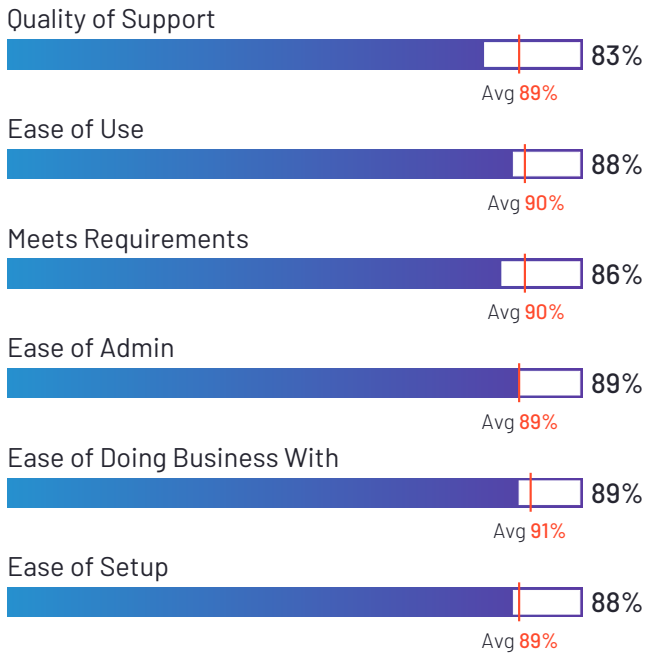


# Tookan

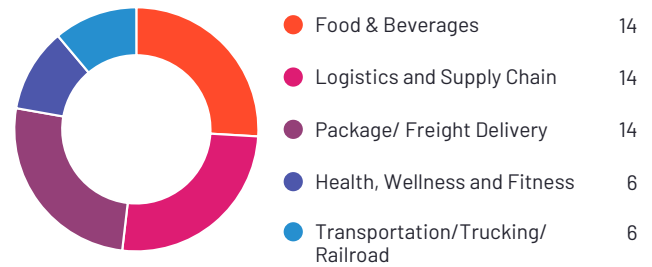
4.3 ★★★★★ (131)

Tookan has been named a Contender product based on having a relatively low customer Satisfaction score and large Market Presence compared to the rest of the category. While they may have positive reviews, they do not have enough reviews to validate those ratings. 90% of users rated it 4 or 5 stars, 85% of users believe it is headed in the right direction, and users said they would be likely to recommend Tookan at a rate of 87%. Tookan is also in the Route Planning, Last Mile Delivery, and Fleet Tracking categories.

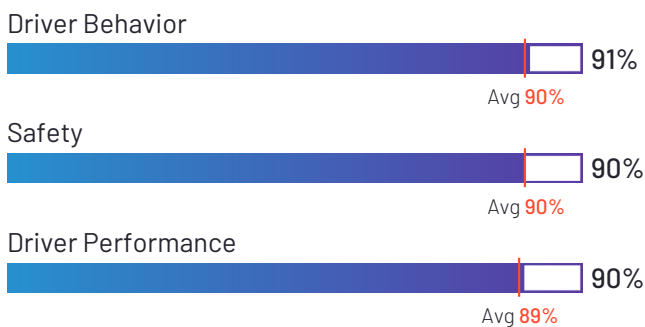
## Satisfaction Ratings



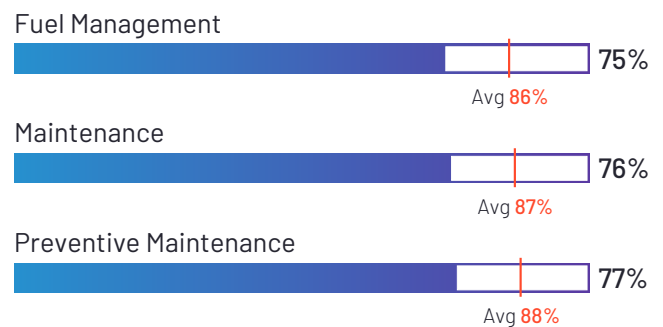
## Top Industries Represented



## Highest-Rated Features



## Lowest-Rated Features



**Ownership**  
Jungleworks



**HQ Location**  
Tampa, Florida



**Year Founded**  
2011



**Employees (Listed On LinkedIn)**  
304



**Company Website**  
[jungleworks.com](http://jungleworks.com)

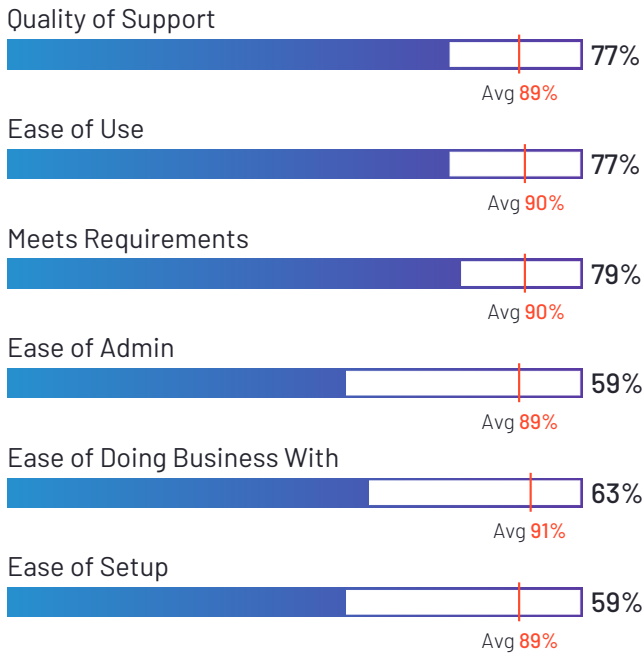


# Teletrac Navman

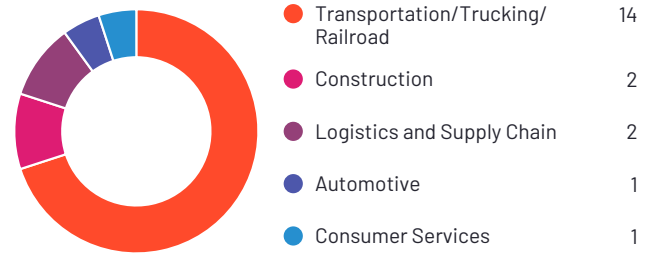
3.7 ★★★★★ (24)

Teletrac Navman has been named a Contender product based on having a relatively low customer Satisfaction score and large Market Presence compared to the rest of the category. While they may have positive reviews, they do not have enough reviews to validate those ratings. 74% of users rated it 4 or 5 stars, 67% of users believe it is headed in the right direction, and users said they would be likely to recommend Teletrac Navman at a rate of 75%.

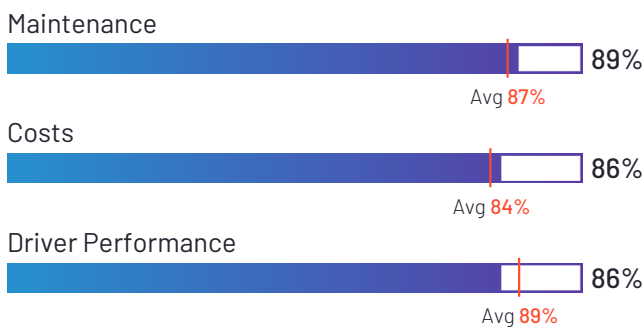
## Satisfaction Ratings



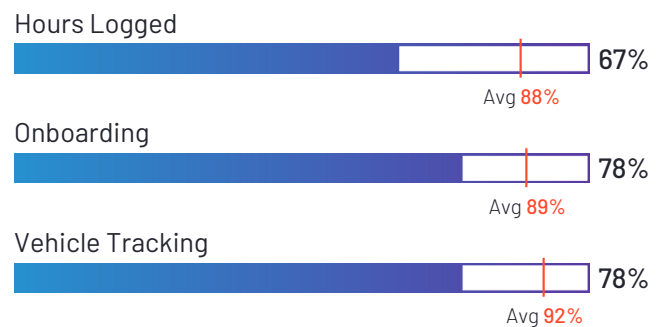
## Top Industries Represented



## Highest-Rated Features



## Lowest-Rated Features



**Ownership**  
Teletrac



**HQ Location**  
Garden Grove, CA



**Year Founded**  
1988



**Employees (Listed On LinkedIn)**  
809



**Company Website**  
[teletracnavman.com](https://teletracnavman.com)



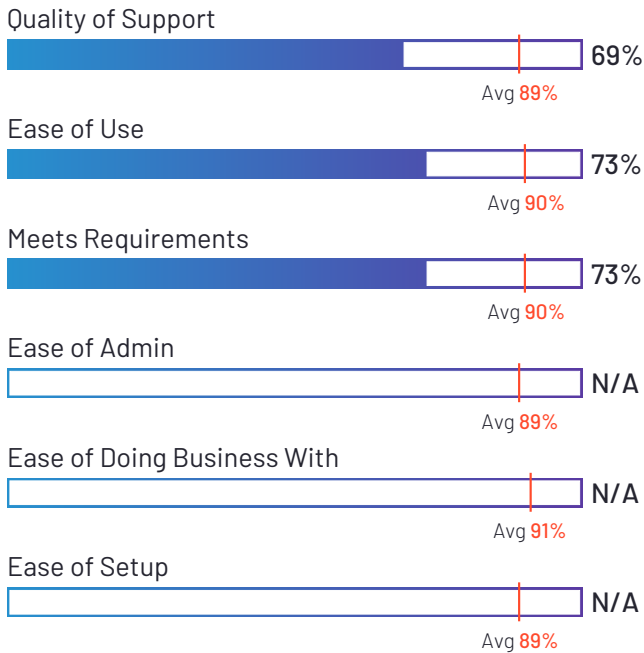


# Trimble TMS (Formerly TMW Systems)

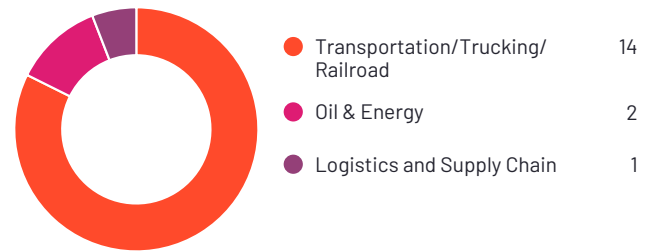
3.5 ★★★★★ (20)

Trimble TMS (Formerly TMW Systems) has been named a Contender product based on having a relatively low customer Satisfaction score and large Market Presence compared to the rest of the category. While they may have positive reviews, they do not have enough reviews to validate those ratings. 65% of users rated it 4 or 5 stars, 64% of users believe it is headed in the right direction, and users said they would be likely to recommend Trimble TMS (Formerly TMW Systems) at a rate of 70%. Trimble TMS (Formerly TMW Systems) is also in the Transportation Management Systems (TMS) category.

## Satisfaction Ratings



## Top Industries Represented



\*N/A is displayed when fewer than five responses were received for the question.



**Ownership**  
Trimble



**HQ Location**  
Sunnyvale, CA



**Year Founded**  
1978



**Employees (Listed On LinkedIn)**  
8,810



**Company Website**  
[trimble.com](https://trimble.com)

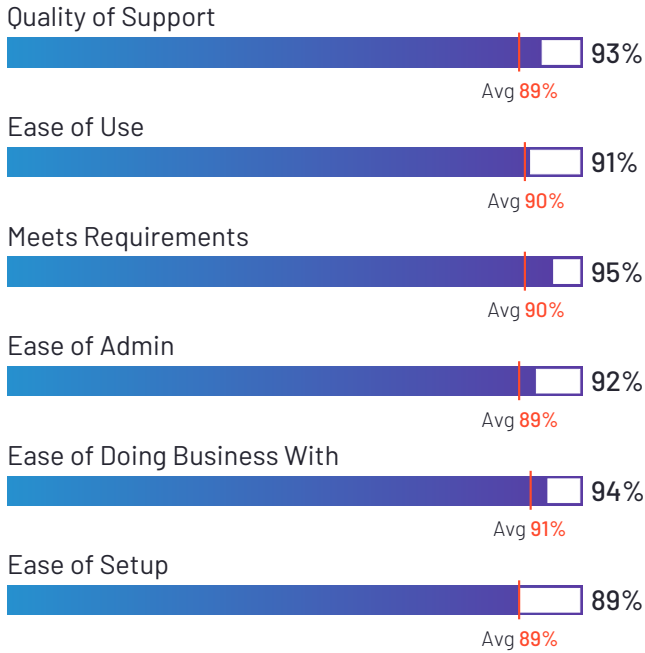


# GPS Insight

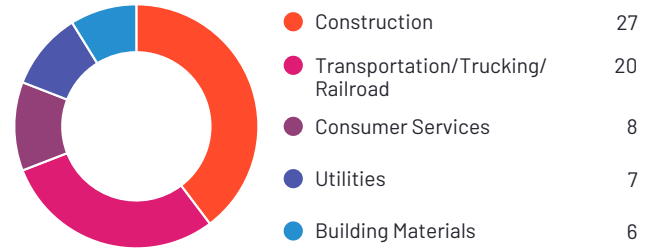
4.5 ★★★★★ (106)

GPS Insight has been named a Niche product based on having a relatively low Satisfaction score and low Market Presence compared to the rest of the category. While they may have positive reviews, they do not have enough reviews to validate those ratings. 94% of users rated it 4 or 5 stars, 92% of users believe it is headed in the right direction, and users said they would be likely to recommend GPS Insight at a rate of 91%. GPS Insight is also in the Field Service Management category.

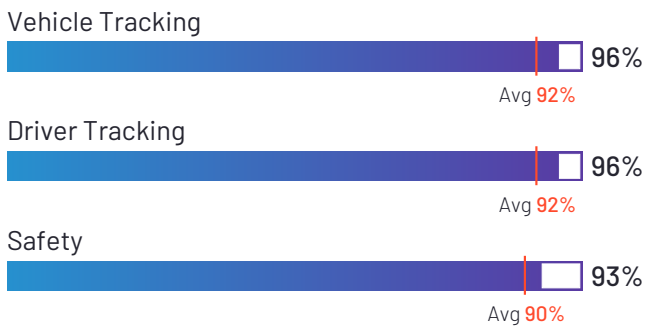
## Satisfaction Ratings



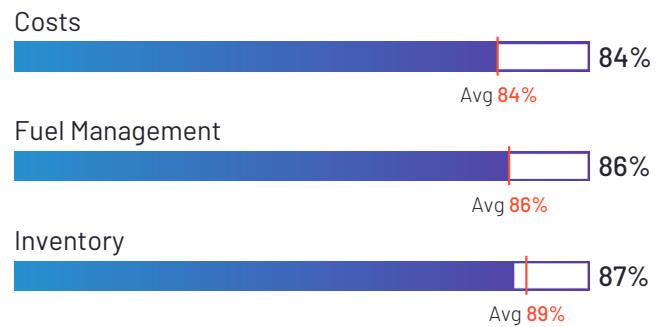
## Top Industries Represented



## Highest-Rated Features



## Lowest-Rated Features



**Ownership**  
GPS Insight



**HQ Location**  
Scottsdale, AZ



**Year Founded**  
2004



**Employees (Listed On LinkedIn)**  
177



**Company Website**  
[gpsinsight.com](https://gpsinsight.com)

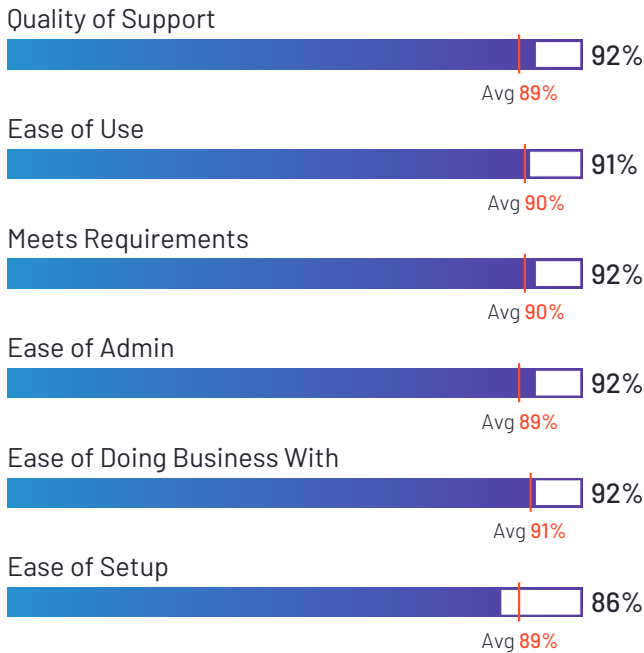


# EROAD

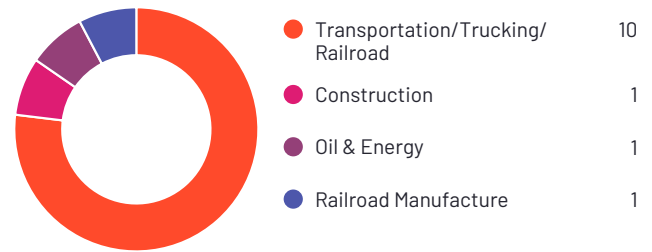
4.2 ★★★★★ (13)

EROAD has been named a Niche product based on having a relatively low Satisfaction score and low Market Presence compared to the rest of the category. While they may have positive reviews, they do not have enough reviews to validate those ratings. 85% of users rated it 4 or 5 stars, 92% of users believe it is headed in the right direction, and users said they would be likely to recommend EROAD at a rate of 83%.

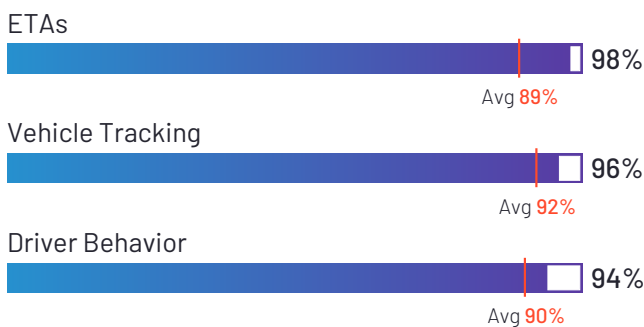
## Satisfaction Ratings



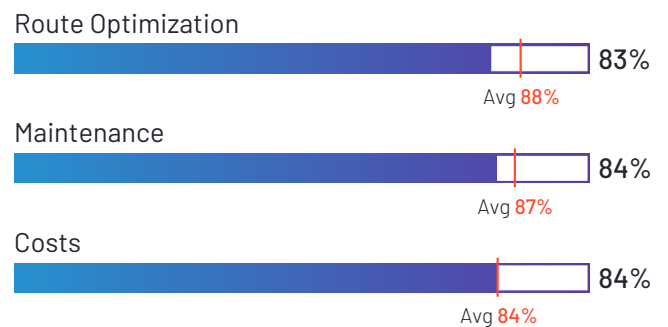
## Top Industries Represented



## Highest-Rated Features



## Lowest-Rated Features



Ownership  
EROAD



HQ Location  
North Shore,  
Auckland



Year Founded  
2000



Employees (Listed  
On LinkedIn)  
436



Company Website  
[www.eroad.com](http://www.eroad.com)

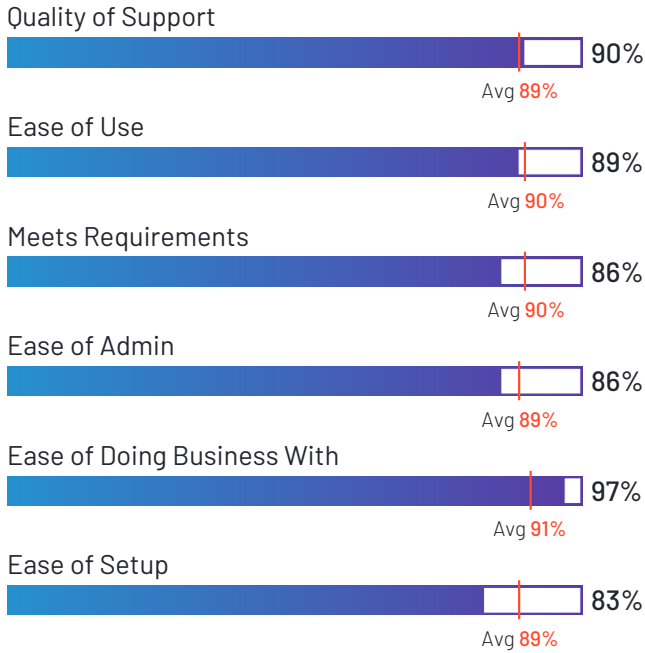


# Tenna


4.1 ★★★★★ (24)

Tenna has been named a Niche product based on having a relatively low Satisfaction score and low Market Presence compared to the rest of the category. While they may have positive reviews, they do not have enough reviews to validate those ratings. 78% of users rated it 4 or 5 stars, 77% of users believe it is headed in the right direction, and users said they would be likely to recommend Tenna at a rate of 84%. Tenna is also in the Asset Performance Management, Tool Tracking, Asset Tracking, Enterprise Asset Management (EAM), and CMMS categories.

## Satisfaction Ratings



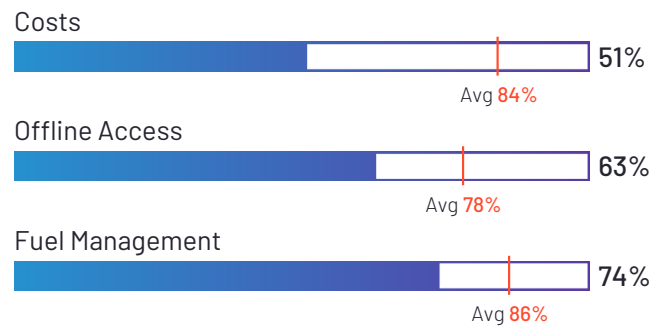
## Top Industries Represented



## Highest-Rated Features



## Lowest-Rated Features



Ownership  
Tenna



HQ Location  
Edison, NJ



Year Founded  
2015



Employees (Listed On LinkedIn)  
131



Company Website  
[www.tenna.com](http://www.tenna.com)

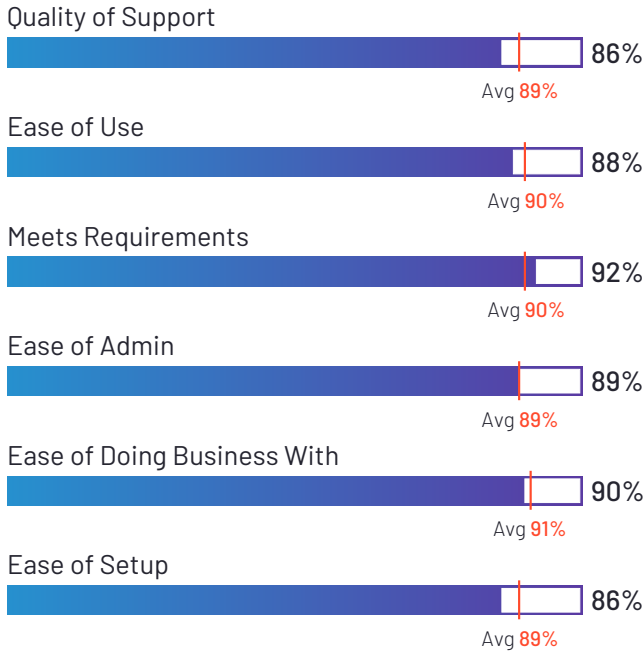


# FleetUp

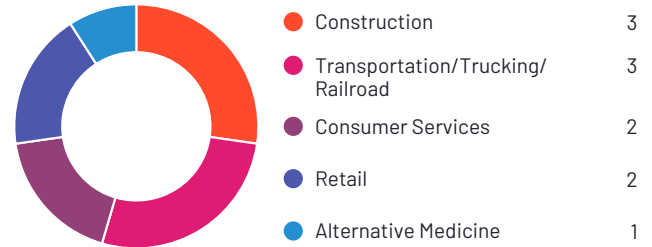
4.2 ★★★★★ (16)

FleetUp has been named a Niche product based on having a relatively low Satisfaction score and low Market Presence compared to the rest of the category. While they may have positive reviews, they do not have enough reviews to validate those ratings. 88% of users rated it 4 or 5 stars, 92% of users believe it is headed in the right direction, and users said they would be likely to recommend FleetUp at a rate of 84%.

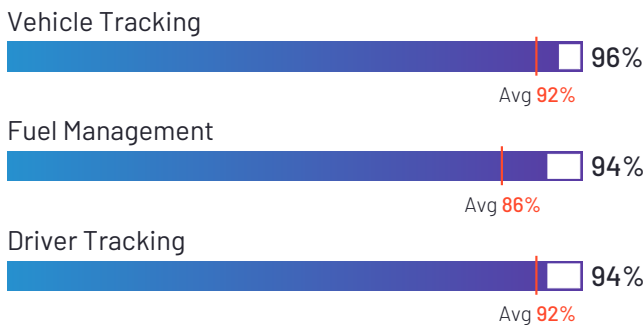
## Satisfaction Ratings



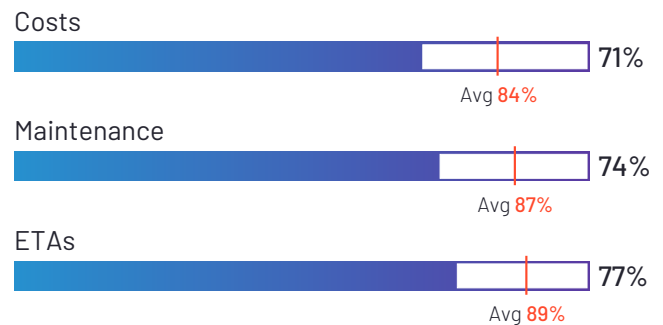
## Top Industries Represented



## Highest-Rated Features



## Lowest-Rated Features



**Ownership**  
FleetUp



**HQ Location**  
San Jose, California



**Year Founded**  
2013



**Employees (Listed On LinkedIn)**  
69



**Company Website**  
[fleetup.com](https://fleetup.com)

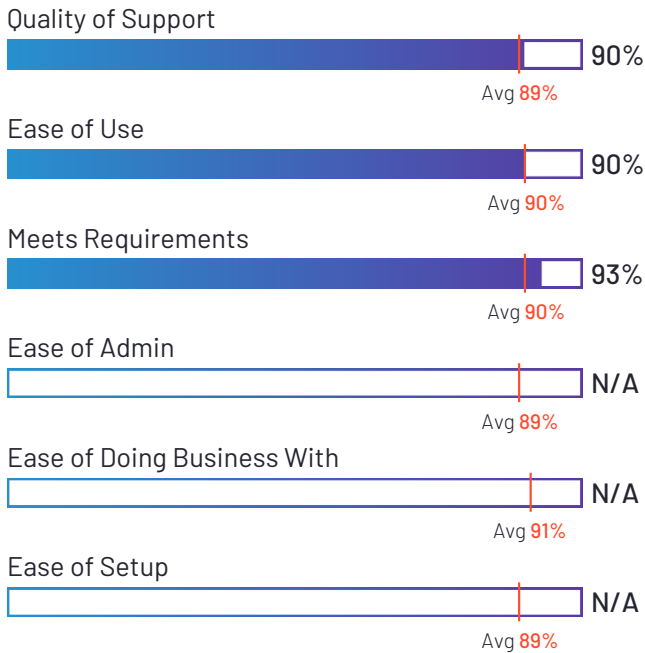


# GPSWOX

4.9 ★★★★★ (11)

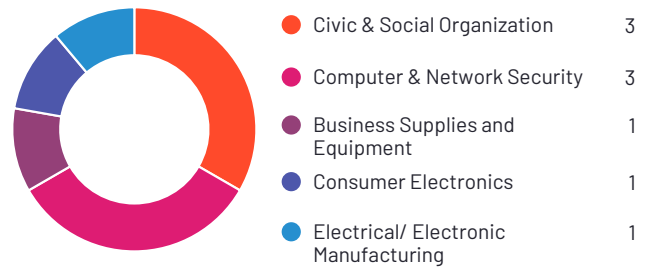
GPSWOX has been named a Niche product based on having a relatively low Satisfaction score and low Market Presence compared to the rest of the category. While they may have positive reviews, they do not have enough reviews to validate those ratings. 100% of users rated it 4 or 5 stars, 100% of users believe it is headed in the right direction, and users said they would be likely to recommend GPSWOX at a rate of 97%. GPSWOX is also in the Fleet Tracking category.

## Satisfaction Ratings

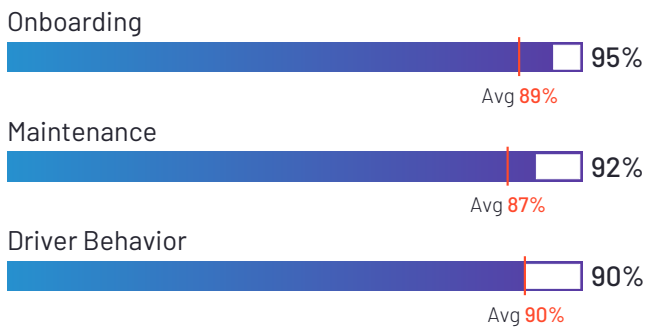


\*N/A is displayed when fewer than five responses were received for the question.

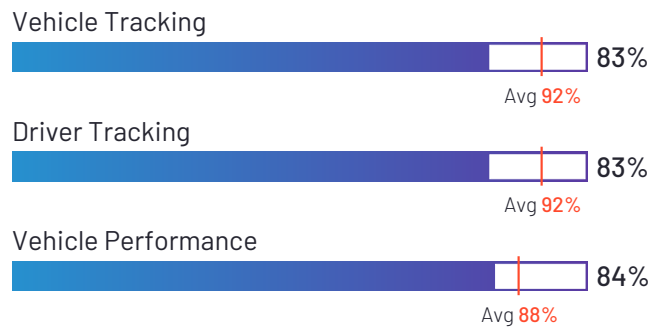
## Top Industries Represented



## Highest-Rated Features



## Lowest-Rated Features



**Ownership**  
GPSWOX



**HQ Location**  
London



**Year Founded**  
2014



**Employees (Listed On LinkedIn)**  
13



**Company Website**  
[www.gpswox.com](http://www.gpswox.com)



# Satisfaction Ratings for Fleet Management

G2 reviewers rated software sellers ability to satisfy their needs as shown in the table below.

	Satisfaction		Satisfaction by Category						Net Promoter Score (NPS)
	Likelihood to Recommend	Product Going in Right Direction?	Meets Requirements	Ease of Admin	Ease of Doing Business With	Quality of Support	Ease of Setup	Ease of Use	Net Promoter Score (NPS) (Range from -100 to +100)
<b>Verizon Connect</b>	77%	71%	84%	85%	77%	75%	82%	87%	33
<b>Motive (Formerly KeepTruckin)</b>	85%	83%	87%	87%	85%	83%	88%	90%	57
<b>Samsara</b>	89%	95%	91%	87%	94%	88%	90%	88%	60
<b>Geotab</b>	83%	89%	90%	86%	90%	87%	86%	84%	37
<b>Azuga Fleet</b>	95%	94%	96%	95%	96%	92%	95%	96%	88
<b>Fleetio</b>	94%	94%	92%	91%	92%	92%	87%	93%	80
<b>ClearPathGPS</b>	98%	98%	97%	95%	97%	97%	95%	95%	93
<b>Route4Me</b>	96%	100%	95%	95%	97%	98%	93%	97%	87
<b>Onfleet</b>	91%	95%	88%	89%	90%	90%	94%	93%	77
<b>IntelliShift</b>	92%	88%	91%	95%	93%	94%	94%	93%	67
<b>Driveroo Fleet</b>	99%	100%	96%	95%	100%	100%	98%	97%	95
<b>Fleetx</b>	94%	93%	90%	95%	95%	96%	94%	94%	82
<b>GPSTab</b>	97%	86%	96%	N/A	100%	99%	100%	97%	91
<b>Momentum IoT</b>	88%	89%	91%	90%	93%	91%	93%	93%	50
<b>Dr Dispatch</b>	87%	90%	90%	90%	83%	88%	90%	91%	72
<b>Lytix</b>	87%	85%	88%	86%	86%	82%	89%	89%	70
<b>Tookan</b>	87%	85%	86%	89%	89%	83%	88%	88%	61
<b>Teletrac Navman</b>	75%	67%	79%	59%	63%	77%	59%	77%	21
<b>Trimble TMS (Formerly TMW Systems)</b>	70%	64%	73%	N/A	N/A	69%	N/A	73%	-11

(Satisfaction Ratings for Fleet Management continues on next page)

\*N/A is displayed when fewer than five responses were received for the question.

\*\*Net Promoter Score ranges from -100 to +100



# Satisfaction Ratings for Fleet Management (continued)

G2 reviewers rated software sellers ability to satisfy their needs as shown in the table below.

	Satisfaction		Satisfaction by Category						Net Promoter Score (NPS)
	Likelihood to Recommend	Product Going in Right Direction?	Meets Requirements	Ease of Admin	Ease of Doing Business With	Quality of Support	Ease of Setup	Ease of Use	Net Promoter Score (NPS) (Range from -100 to +100)
<b>GPS Insight</b>	91%	92%	95%	92%	94%	93%	89%	91%	69
<b>EROAD</b>	83%	92%	92%	92%	92%	92%	86%	91%	38
<b>Tenna</b>	84%	77%	86%	86%	97%	90%	83%	89%	33
<b>FleetUp</b>	84%	92%	92%	89%	90%	86%	86%	88%	56
<b>GPSWOX</b>	97%	100%	93%	N/A	N/A	90%	N/A	90%	90
<b>Average</b>	88%	88%	90%	89%	91%	89%	89%	90%	62

\*N/A is displayed when fewer than five responses were received for the question.

\*\*Net Promoter Score ranges from -100 to +100





# Feature Comparison for Fleet Management

G2 users have evaluated the following products by feature. Feature ratings are representative of reviewers overall satisfaction with each feature and do not necessarily take into account the breadth of individual product features. The results are shown below.

## Vehicle Management

	Inventory	Fuel Management	Maintenance	Vehicle Tracking
Verizon Connect	84%	80%	81%	93%
Motive (Formerly KeepTruckin)	86%	80%	80%	90%
Samsara	88%	93%	86%	97%
Geotab	96%	96%	94%	97%
Azuga Fleet	95%	95%	96%	98%
Fleetio	93%	86%	92%	86%
ClearPathGPS		88%	88%	98%
Route4Me	88%	84%	90%	93%
Onfleet				93%
IntelliShift	96%	N/A	86%	97%
Driveroo Fleet	95%	94%	98%	94%
Fleetx	91%	86%	92%	95%
GPSTab	N/A	N/A	N/A	83%
Momentum IoT	90%	87%	88%	94%
Dr Dispatch	N/A	N/A	N/A	N/A
Lytix		N/A	N/A	86%
Tookan	81%	75%	76%	88%
Teletrac Navman	79%	83%	89%	78%
Trimble TMS (Formerly TMW Systems)	N/A	N/A	N/A	N/A

(Feature Comparison for Fleet Management continues on next page)

\*N/A is displayed when fewer than five responses were received for the question.

\*\*A blank box indicates that a seller has selected that they do not offer that feature.



# Feature Comparison for Fleet Management (continued)

G2 users have evaluated the following products by feature. Feature ratings are representative of reviewers overall satisfaction with each feature and do not necessarily take into account the breadth of individual product features. The results are shown below.

## Vehicle Management

	Inventory	Fuel Management	Maintenance	Vehicle Tracking
GPS Insight	87%	86%	88%	96%
EROAD	89%	87%	84%	96%
Tenna	89%	74%	82%	89%
FleetUp	N/A	94%	74%	96%
GPSWOX	89%	86%	92%	83%
Average	89%	86%	87%	92%

(Feature Comparison for Fleet Management continues on next page)

\*N/A is displayed when fewer than five responses were received for the question.

\*\*A blank box indicates that a seller has selected that they do not offer that feature.

# Feature Comparison for Fleet Management (continued)

G2 users have evaluated the following products by feature. Feature ratings are representative of reviewers overall satisfaction with each feature and do not necessarily take into account the breadth of individual product features. The results are shown below.

## ELD Compliance

	Hours Logged
Verizon Connect	83%
Motive (Formerly KeepTruckin)	89%
Samsara	91%
Geotab	N/A
Azuga Fleet	96%
Fleetio	83%
ClearPathGPS	91%
Route4Me	90%
Onfleet	
IntelliShift	98%
Driveroo Fleet	93%
Fleetx	
GPSTab	98%
Momentum IoT	
Dr Dispatch	N/A
Lytx	N/A
Tookan	83%
Teletrac Navman	67%
Trimble TMS (Formerly TMW Systems)	N/A

(Feature Comparison for Fleet Management continues on next page)

\*N/A is displayed when fewer than five responses were received for the question.

\*\*A blank box indicates that a seller has selected that they do not offer that feature.



# Feature Comparison for Fleet Management (continued)

G2 users have evaluated the following products by feature. Feature ratings are representative of reviewers overall satisfaction with each feature and do not necessarily take into account the breadth of individual product features. The results are shown below.

## ELD Compliance

	Hours Logged
GPS Insight	N/A
EROAD	N/A
Tenna	74%
FleetUp	90%
GPSWOX	N/A
Average	88%

*(Feature Comparison for Fleet Management continues on next page)*

\*N/A is displayed when fewer than five responses were received for the question.

\*\*A blank box indicates that a seller has selected that they do not offer that feature.

# Feature Comparison for Fleet Management (continued)

G2 users have evaluated the following products by feature. Feature ratings are representative of reviewers overall satisfaction with each feature and do not necessarily take into account the breadth of individual product features. The results are shown below.

## Driver Management

	Onboarding	Safety	Driver Tracking	Driver Behavior
Verizon Connect	83%	87%	91%	88%
Motive (Formerly KeepTruckin)	84%	88%	89%	87%
Samsara	88%	92%	94%	90%
Geotab	94%	94%	94%	97%
Azuga Fleet	90%	96%	96%	94%
Fleetio	83%			
ClearPathGPS	88%	96%	96%	95%
Route4Me	93%	89%	88%	89%
Onfleet	93%	90%	94%	87%
IntelliShift	88%	91%	97%	96%
Driveroo Fleet	97%	89%	86%	77%
Fleetx	95%	95%	93%	95%
GPSTab	N/A	N/A	N/A	N/A
Momentum IoT			95%	91%
Dr Dispatch	N/A	N/A	N/A	N/A
Lytix	84%	98%	95%	100%
Tookan	87%	90%	86%	91%
Teletrac Navman	78%	80%	86%	84%
Trimble TMS (Formerly TMW Systems)	N/A	N/A	N/A	N/A

(Feature Comparison for Fleet Management continues on next page)

\*N/A is displayed when fewer than five responses were received for the question.

\*\*A blank box indicates that a seller has selected that they do not offer that feature.



# Feature Comparison for Fleet Management (continued)

G2 users have evaluated the following products by feature. Feature ratings are representative of reviewers overall satisfaction with each feature and do not necessarily take into account the breadth of individual product features. The results are shown below.

## Driver Management

	Onboarding	Safety	Driver Tracking	Driver Behavior
GPS Insight	91%	93%	96%	92%
EROAD	88%	92%	92%	94%
Tenna		82%	86%	82%
FleetUp	N/A	94%	94%	90%
GPSWOX	95%	89%	83%	90%
Average	89%	91%	92%	90%

(Feature Comparison for Fleet Management continues on next page)

\*N/A is displayed when fewer than five responses were received for the question.

\*\*A blank box indicates that a seller has selected that they do not offer that feature.

# Feature Comparison for Fleet Management (continued)

G2 users have evaluated the following products by feature. Feature ratings are representative of reviewers overall satisfaction with each feature and do not necessarily take into account the breadth of individual product features. The results are shown below.

## Deliveries

	ETAs	Proof of delivery	Route Optimization
<b>Verizon Connect</b>	88%	87%	86%
<b>Motive (Formerly KeepTruckin)</b>	82%	78%	78%
<b>Samsara</b>	91%	88%	88%
<b>Geotab</b>	100%	100%	100%
<b>Azuga Fleet</b>	91%	89%	91%
<b>Fleetio</b>			
<b>ClearPathGPS</b>	91%	94%	95%
<b>Route4Me</b>	90%	98%	90%
<b>Onfleet</b>	86%	93%	84%
<b>IntelliShift</b>	96%	94%	95%
<b>Driveroo Fleet</b>	N/A	N/A	N/A
<b>Fleetx</b>	94%	94%	92%
<b>GPSTab</b>	N/A	N/A	N/A
<b>Momentum IoT</b>			
<b>Dr Dispatch</b>	N/A	N/A	N/A
<b>Lytix</b>	N/A	N/A	N/A
<b>Tookan</b>	82%	89%	80%
<b>Teletrac Navman</b>	81%	86%	86%
<b>Trimble TMS (Formerly TMW Systems)</b>	N/A	N/A	N/A

(Feature Comparison for Fleet Management continues on next page)

\*N/A is displayed when fewer than five responses were received for the question.

\*\*A blank box indicates that a seller has selected that they do not offer that feature.

# Feature Comparison for Fleet Management (continued)

G2 users have evaluated the following products by feature. Feature ratings are representative of reviewers overall satisfaction with each feature and do not necessarily take into account the breadth of individual product features. The results are shown below.

## Deliveries

	ETAs	Proof of delivery	Route Optimization
GPS Insight	92%	91%	90%
EROAD	98%	88%	83%
Tenna			
FleetUp	77%	N/A	86%
GPSWOX	89%	86%	89%
Average	89%	90%	88%

*(Feature Comparison for Fleet Management continues on next page)*

\*N/A is displayed when fewer than five responses were received for the question.

\*\*A blank box indicates that a seller has selected that they do not offer that feature.



# Feature Comparison for Fleet Management (continued)

G2 users have evaluated the following products by feature. Feature ratings are representative of reviewers overall satisfaction with each feature and do not necessarily take into account the breadth of individual product features. The results are shown below.

## Analytics

	Vehicle Performance	Driver Performance	Costs
Verizon Connect	86%	88%	83%
Motive (Formerly KeepTruckin)	85%	85%	78%
Samsara	89%	90%	89%
Geotab	95%	94%	94%
Azuga Fleet	90%	94%	96%
Fleetio	89%	83%	91%
ClearPathGPS	87%	91%	86%
Route4Me	87%	90%	88%
Onfleet	89%	91%	95%
IntelliShift	86%	94%	84%
Driveroo Fleet	89%	79%	87%
Fleetx	94%	93%	89%
GPSTab	N/A	N/A	N/A
Momentum IoT	93%	92%	86%
Dr Dispatch	N/A	N/A	N/A
Lytix	N/A	96%	79%
Tookan	89%	90%	83%
Teletrac Navman	84%	86%	86%
Trimble TMS (Formerly TMW Systems)	N/A	N/A	N/A

(Feature Comparison for Fleet Management continues on next page)

\*N/A is displayed when fewer than five responses were received for the question.

\*\*A blank box indicates that a seller has selected that they do not offer that feature.

# Feature Comparison for Fleet Management (continued)

G2 users have evaluated the following products by feature. Feature ratings are representative of reviewers overall satisfaction with each feature and do not necessarily take into account the breadth of individual product features. The results are shown below.

## Analytics

	Vehicle Performance	Driver Performance	Costs
GPS Insight	88%	91%	84%
EROAD	92%	90%	84%
Tenna	82%	84%	51%
FleetUp	81%	92%	71%
GPSWOX	84%	86%	86%
Average	88%	89%	84%

\*N/A is displayed when fewer than five responses were received for the question.

\*\*A blank box indicates that a seller has selected that they do not offer that feature.

# Additional Data for Fleet Management

The table below includes a breakdown of the customer segments for each product, as represented by G2 reviewers.

## Customers by Size

	Small Business (50 or fewer emp.)	Mid-Market (51-1000 emp.)	Enterprise ( >1000 emp.)
Verizon Connect	67%	30%	3%
Motive (Formerly KeepTruckin)	73%	26%	1%
Samsara	44%	44%	12%
Geotab	33%	44%	22%
Azuga Fleet	46%	45%	9%
Fleetio	48%	46%	5%
ClearPathGPS	70%	30%	0%
Route4Me	70%	27%	3%
Onfleet	70%	24%	6%
IntelliShift	36%	57%	7%
Driveroo Fleet	60%	40%	0%
Fleetx	28%	46%	26%
GPSTab	100%	0%	0%
Momentum IoT	80%	15%	5%
Dr Dispatch	91%	9%	0%
Lytix	10%	50%	40%
Tookan	67%	29%	4%
Teletrac Navman	52%	43%	4%
Trimble TMS (Formerly TMW Systems)	0%	71%	29%

(Additional Data for Fleet Management continues on next page)

\*N/A is displayed when data is not publicly available.

# Additional Data for Fleet Management (continued)

The table below includes a breakdown of the customer segments for each product, as represented by G2 reviewers.

## Customers by Size

	Small Business (50 or fewer emp.)	Mid-Market (51-1000 emp.)	Enterprise ( >1000 emp.)
GPS Insight	51%	40%	9%
EROAD	23%	77%	0%
Tenna	28%	72%	0%
FleetUp	94%	6%	0%
GPSWOX	30%	60%	10%
Average	53%	39%	8%

*(Additional Data for Fleet Management continues on next page)*

\*N/A is displayed when data is not publicly available.

# Additional Data for Fleet Management (continued)

The table below highlights implementation and deployment data as indicated in real user reviews on G2.

## Implementation

	Deployment		Implementation Time	Implementation Method				Number of Users Purchased	Contract Term
	Cloud	On-Premises	Avg. Months to Go Live	In-House Team	Seller Services Team	Third-Party Consultant	Don't know	Median Number of Users Bought	Avg. Contract Term (Months)
<b>Verizon Connect</b>	28%	72%	1.9	68%	22%	1%	9%	7	18
<b>Motive (Formerly KeepTruckin)</b>	25%	75%	1.5	81%	2%	1%	17%	17	21
<b>Samsara</b>	55%	45%	1.9	53%	20%	13%	13%	17	21
<b>Geotab</b>	45%	55%	2.1	100%	0%	0%	0%	17	16
<b>Azuga Fleet</b>	26%	74%	1.1	77%	0%	8%	15%	7	9
<b>Fleetio</b>	59%	41%	2.3	92%	3%	3%	3%	17	9
<b>ClearPathGPS</b>	33%	67%	0.8	87%	8%	0%	5%	17	5
<b>Route4Me</b>	48%	52%	2.3	86%	5%	0%	10%	17	5
<b>Onfleet</b>	25%	75%	1.5	84%	0%	11%	5%	7	5
<b>IntelliShift</b>	28%	72%	2.7	75%	19%	0%	6%	27	28
<b>Driveroo Fleet</b>	46%	54%	1.0	67%	25%	0%	8%	37	3
<b>Fleetx</b>	47%	53%	2.5	65%	29%	6%	0%	7	10
<b>GPSTab</b>	N/A	N/A	N/A	N/A	N/A	N/A	N/A	N/A	N/A
<b>Momentum IoT</b>	22%	78%	1.4	71%	6%	3%	20%	3	0
<b>Dr Dispatch</b>	33%	67%	0.2	67%	17%	17%	0%	7	5
<b>Lytx</b>	42%	58%	3.6	67%	33%	0%	0%	225	26
<b>Tookan</b>	55%	45%	3.0	62%	14%	11%	14%	17	4
<b>Teletrac Navman</b>	14%	86%	4.2	86%	0%	0%	14%	17	26
<b>Trimble TMS (Formerly TMW Systems)</b>	N/A	N/A	N/A	N/A	N/A	N/A	N/A	N/A	N/A

(Additional Data for Fleet Management continues on next page)

\*N/A is displayed when data is not publicly available.



# Additional Data for Fleet Management (continued)

The table below highlights implementation and deployment data as indicated in real user reviews on G2.

## Implementation

	Deployment		Implementation Time	Implementation Method				Number of Users Purchased	Contract Term
	Cloud	On-Premises	Avg. Months to Go Live	In-House Team	Seller Services Team	Third-Party Consultant	Don't know	Median Number of Users Bought	Avg. Contract Term (Months)
<b>GPS Insight</b>	28%	72%	1.9	90%	10%	0%	0%	17	15
<b>EROAD</b>	25%	75%	0.8	83%	0%	8%	8%	75	34
<b>Tenna</b>	71%	29%	3.8	57%	43%	0%	0%	17	26
<b>FleetUp</b>	30%	70%	1.3	70%	0%	10%	20%	7	10
<b>GPSWOX</b>	N/A	N/A	N/A	N/A	N/A	N/A	N/A	N/A	N/A

(Additional Data for Fleet Management continues on next page)

\*N/A is displayed when data is not publicly available.

# Additional Data for Fleet Management (continued)

The table below highlights the average user adoption of each product as indicated in real user reviews on G2.

## User Adoption and Return on Investment (ROI)

	User Adoption	Payback Period
	Average User Adoption	Estimated ROI (payback period in months)
Verizon Connect	75%	25
Motive (Formerly KeepTruckin)	90%	23
Samsara	83%	24
Geotab	96%	11
Azuga Fleet	79%	19
Fleetio	70%	21
ClearPathGPS	83%	18
Route4Me	84%	17
Onfleet	93%	11
IntelliShift	89%	33
Driveroo Fleet	91%	10
Fleetx	79%	10
GPSTab	N/A	N/A
Momentum IoT	61%	7
Dr Dispatch	100%	N/A
Lytix	87%	32
Tookan	72%	12
Teletrac Navman	69%	36
Trimble TMS (Formerly TMW Systems)	N/A	N/A

(Additional Data for Fleet Management continues on next page)

\*N/A is displayed when data is not publicly available.



# Additional Data for Fleet Management (continued)

The table below highlights the average user adoption of each product as indicated in real user reviews on G2.

## User Adoption and Return on Investment (ROI)

	User Adoption	Payback Period
	Average User Adoption	Estimated ROI (payback period in months)
GPS Insight	84%	17
EROAD	93%	20
Tenna	41%	21
FleetUp	63%	26
GPSWOX	N/A	N/A
Average	80%	20

*(Additional Data for Fleet Management continues on next page)*

\*N/A is displayed when data is not publicly available.



# Additional Data for Fleet Management (continued)

The table below highlights third-party market presence data used to inform the G2's Market Presence Score that highlights each products impact and influence in the category.

## Market Presence

	Seller Name	Year Founded	Employees on LinkedIn (Seller)	LinkedIn Followers	Twitter Followers (Seller)	Glassdoor Rating
<b>Verizon Connect</b>	Verizon Connect		2,722	85,706	3,726	3.5
<b>Motive (Formerly KeepTruckin)</b>	Motive Technologies Inc.	2013	3,871	390,909	4,568	4.1
<b>Samsara</b>	Samsara	2015	2,668	153,475	3,183	4.4
<b>Geotab</b>	Geotab	2000	2,056	49,623	5,943	3.8
<b>Azuga Fleet</b>	Azuga	2012	988	25,322	861	3.9
<b>Fleetio</b>	Fleetio	2012	214	16,568	1,822	4.5
<b>ClearPathGPS</b>	ClearPathGPS, LLC.		23	1,683	118	N/A
<b>Route4Me</b>	Route4Me Inc	2009	89	1,005	495	4.9
<b>Onfleet</b>	Onfleet	2015	93	6,810	2,207	4.6
<b>IntelliShift</b>	IntelliShift	2002	134	8,180	1,411	4.0
<b>Driveroo Fleet</b>	Driveroo	2016	56	529	0	N/A
<b>Fleetx</b>	Fleetx	2017	395	22,616	0	4.1
<b>GPSTab</b>	UTECH		1	131	0	N/A
<b>Momentum IoT</b>	Momentum IoT		17	374	159	N/A
<b>Dr Dispatch</b>	Dr Dispatch	1993	7	176	361	N/A
<b>Lytix</b>	Lytix	1998	838	20,244	1,719	4.1
<b>Tookan</b>	Jungleworks	2011	304	19,301	575	3.6
<b>Teletrac Navman</b>	Teletrac	1988	809	23,093	2,526	3.3
<b>Trimble TMS (Formerly TMW Systems)</b>	Trimble	1978	8,810	214,270	10,941	4.3

(Additional Data for Fleet Management continues on next page)

\*N/A is displayed when data is not publicly available.



## Additional Data for Fleet Management (continued)

The table below highlights third-party market presence data used to inform the G2's Market Presence Score that highlights each products impact and influence in the category.

### Market Presence

	Seller Name	Year Founded	Employees on LinkedIn (Seller)	LinkedIn Followers	Twitter Followers (Seller)	Glassdoor Rating
<b>GPS Insight</b>	GPS Insight	2004	177	7,645	2,884	3.8
<b>EROAD</b>	EROAD	2000	436	15,185	837	3.4
<b>Tenna</b>	Tenna	2015	131	3,744	468	N/A
<b>FleetUp</b>	FleetUp	2013	69	3,066	0	N/A
<b>GPSWOX</b>	GPSWOX	2014	13	783	578	N/A

\*N/A is displayed when data is not publicly available.